



**FRIEDRICH NAUMANN
FOUNDATION** For Freedom.

East and Southeast Europe



**PERCEPTIONS AND ATTITUDES TOWARDS EU,
EUROPEAN INSTITUTIONS AND GERMANY IN GREECE**

THE IMAGE OF EUROPE IN GREECE TODAY

October 2022 / Nationwide public opinion survey



ANALYSE

**PERCEPTIONS AND ATTITUDES TOWARDS EU,
EUROPEAN INSTITUTIONS AND GERMANY IN GREECE**

THE IMAGE OF EUROPE IN GREECE TODAY

October 2022 / Nationwide public opinion survey

Survey ID

Company Name	KΑΠΑ RESEARCH S.A.
Principal	Friedrich Naumann Stiftung für die Freiheit
Sample Characteristics	Men and women, 17 years old and above
Sample size and coverage	1205 respondents nationally, proportionally distributed throughout Greece's 13 regions
Data collection period	14 – 21 September 2022
Sampling	Multistage sampling using quotas with respect to geographical distribution, gender, and age of the population based on the latest census of the Hellenic Statistical Authority (ELSTAT). Data are weighted by the 2019 national election results
Data collection method	Data collection implemented as follows: 72% (865 interviews) via telephone interviews (CATI) and 28% (340 interviews) through a digital questionnaire (CAWI) addressed to members of Kapa Research inhouse online panel. 26 interviewers and 3 supervisors worked on the field
Error and rounding	Standard error of 3% with a confidence interval of 95%. Results (%) are rounded to 1% and answers may not add up to 100%
About Kapa Research S.A.	A member of the Greek Association of Opinion and Market Research Companies (SEDEA). Complies with the ESOMAR codes of conduct and publication of opinion surveys
Editor	Alona Tatarova, Project Coordinator, Greece and Cyprus
Design	DPS - Graphic Design
ISBN	

Table of Contents

7	Reshape Europe: Friedrich Naumann Foundation for Freedom Global Campaign
9	Introduction by Martin Kothé
11	Comment by Alona Tatarova
13	Europe and Greece: a common destiny by Alexis Routzounis
15	Commentary by Alexander Skouras
17	Europhilia? - A commentary on the Ups and Downs of Greek Public Opinion on the European Union (EU) by Ronald Meinardus
19	EUROPE: The Image of Europe in Greece today: Institutions, policies, past and future
21	European Union image in Greece: Pros n' cons - Institutions & policies
51	Greece in the European Union: Reviewing the past and assessing the future
75	Greece in the EMU: Appeal of Grexit in 2022
85	The future EU: Enlargement and deepening
103	The European Union against multiple crises: Management evaluation
121	International relations in crisis: European Union's footprint
133	The West vs Russia: Sanctions and Greece's energy autonomy
149	GERMANY: Greek public opinion of Germany and the German Liberals
151	The image of Germany in Greece
177	The image of German leadership in Greece
189	The role of Germany in international conflicts
197	The German Liberals
199	The image of FDP in Greece
203	The image of Christian Lindner in Greece
211	Appendix: Sample Demographics

Reshape Europe

Friedrich Naumann Foundation for Freedom Global Campaign

Europe is facing a multitude of serious challenges: The Russian war of aggression against Ukraine and the Covid-19 pandemic represent the most recent crises, which have detrimental effects on people's lives and our liberal order. Within its own borders, anti-democratic populism and illiberal developments are challenging the EU as a self-proclaimed "community of values". In the new world order, which is characterized by strategic rivalry between authoritarian states on the one hand and liberal democracies on the other, these are alarming signals. Whether Europe succeeds in facing up to these challenges is therefore of global significance. The EU must show that free and democratic societies are best equipped to master major challenges.

Following the motto "Reshape Europe," we are therefore launching a global dialogue on how Europe can become more resilient in order to stand up to the enemies of freedom worldwide. This requires bold steps that strengthen the EU internally as well as externally: How can we strengthen European defense capabilities and thus make the EU a serious global player in security policy? How can the EU's economic power be strengthened and its supply of raw materials and energy become less dependent on authoritarian regimes?

What can the EU learn from other world regions in this regard? How to truly integrate and unite the EU politically so that it, together with its partners, is capable of defending the liberal world order as a global actor with a common voice?

As a global foundation, we look beyond Europe's borders when answering these questions and involve our international network of expertise and partners. Around the world, we are looking for answers to defend the free world - what are we waiting for?

As liberals, we at the Friedrich Naumann Foundation for Freedom want the European model of free and democratic societies to prevail against authoritarian systems. Therefore, the democratic model needs to regain its appeal inside and outside the EU.

The values of liberal democracy are under threat. The EU, as a unique area of peace, prosperity and common law, has a special responsibility to defend the model of liberal democracies. To this end, the EU must be strengthened - both internally and externally. The motto is: Let's #ReshapeEurope, together!

Martin Kothé

Regional Director East and Southeast Europe
Friedrich Naumann Foundation for Freedom

“Greece belongs to the West”, former Greek Prime Minister Konstantin Karamanlis proclaimed more than 40 years ago, and in the decades to follow Greece has indeed integrated, step by step, ever more deeply into the European institutions.

But the road has been a rocky one at times, and it’s no good pretending otherwise. With this in mind, we at Friedrich Naumann Foundation for Freedom in Greece decided to take stock of the way Greeks feel about Europe and the EU, and of Germany in particular, some ten years after the beginnings of the debt crisis. We are grateful to our partner KAPA Research for conducting this survey.

As liberals, we believe we are called upon to face tensions in order to overcome them, and we need to preserve the ability to look each other in the eye with respect and trust, regardless of differences of opinion. Has the time come to close the book on the deepest crisis in Greek-German relations after World War II? We don’t think so. But we are hoping a new chapter can be opened, and we would wish for this survey to mark a starting point for a new discussion discovering each other.

Let’s remember it’s only seven years ago that in the capitals of many European countries including Berlin people were thinking very loudly about Grexit, and Greek polls from that time showed that less than a quarter of the population had positive feelings about the EU. Let us think for a minute of the price so many Greeks had to pay for the crisis in very personal terms.

Fortunately, those troubled times are over. Greece has remained in the Eurozone, the country is slowly but surely recovering from the debt crisis, and discourse between Brussels and Athens has returned to civilized forms. Even if the Greeks will have to bear the legacy of the crisis for a long time to come, cautious optimism is spreading: the economy is growing, the EU’s fiscal supervision has ended, and the country is hopeful to return to the group of investment grade countries by 2023.

However, the debt crisis was not the only crisis that Greece had to face in the recent past: The refugee crisis and the coronavirus pandemic followed, both of which hit the Greeks particularly hard. Measures taken by the EU in these contexts have not necessarily contributed to a better image of the Union in Greece.

So what about European-Greek relations today, more than ten years after? How do Greeks perceive the EU today? Do they feel European? Do they see their country’s future in the EU and in the common currency? Do people trust the EU institutions, especially when it comes to crisis management? Or do we see, as in other member states, a growing Euroscepticism? How do the Greeks feel towards deeper integration of the Union or about EU enlargement?

How does Russia’s aggressive war against Ukraine affect perception of the EU in Greece, and how do people feel about Russia after February 24th? After all, Greece and Russia have had a special relationship with each other over time, the history of which dates back to the emergence of the modern Greek state in 1832.

We investigated these and many other questions in this study. The survey was conducted in September 2022.

We at FNF will pay special attention to the subject of reshaping Europe in 2022 and 2023, as we feel we need to grow together again in Europe, in the face of a new totalitarian imperialism emanating from the Kremlin.

There are many reasons to build bridges between Greece and Germany today. This requires, on both sides, a willingness to leave the comfort zone. We hope this survey will encourage readers to do so.

Alona Tatarova

Project Coordinator, Greece and Cyprus
Friedrich Naumann Foundation for Freedom

Dear readers,

The publication you are holding in your hands is the first attempt by the Friedrich Naumann Foundation for Freedom (FNF) and the Greece and Cyprus Office to assess the attitude of Greek public opinion towards Europe and the European Union.

The survey focuses on our country's participation in the European Union and NATO, the perceptions regarding the institutions of the European Union and Europe in general, the assessment of Greek-German relations and Germany as a whole, while it also concerns more specific issues concerning the prevailing attitude towards Russia's invasion of Ukraine and the management of the energy crisis.

I have to admit that my first reading of the results of the survey, conducted in cooperation with KAPA Research, was deeply troubling.

The survey highlights a deep division, most likely a result of the "Memorandum" era, regarding the assessment of the impact of Greece's entry into the EU, the effectiveness of European institutions in managing policies and crises, the desire or reluctance to enlarge and deepen the European Union.

More specifically, the first question already reveals a strong division among Greeks as to their overall assessment of the European Union, with 48% of citizens describing it as positive and 50% of citizens describing it as negative. In a similar question, on the overall assessment of Greece's progress in the EU, 58% of respondents consider that the country has probably not benefited or even been harmed by its EU accession. The percentages are similarly divided in respondents' assessment of whether Greece is an equal member within the EU, with 44% saying yes and another 44% saying no, with the lowest levels of agreement concentrated particularly among young people.

The findings, compared to previous surveys, reveal a significant difference with the pre-crisis period. A typical example of such a change is the finding on citizens' trust in institutions. Indicatively, the institutions in which citizens have the greatest confidence nowadays is the European Court of Justice (60%) and the European Parliament (43%), which are far below the corresponding rates in 2008, which were at 82% and 79% respectively.

At the same time, and despite their considerable disappointment, a large percentage of citizens do not seem too keen to leave the EU or the Eurozone.

For instance, on whether the country would be better off with the euro or the drachma, 57% are in favor of the euro compared to 33% who prefer the drachma; however, in a similar question on their potential stance in a future referendum, only 25% say they would vote to leave the Eurozone, compared to 67% who would vote to remain in the monetary union.

In addition, citizens are particularly positive about the common course of the country within the EU in terms of a common European defense policy and the European military, a common European foreign policy, a common European energy policy and a common European fiscal policy.

A closer look at the data, reveals an optimistic perspective, which gradually and effortlessly emerges. According to 74% of the respondents, Greece belongs in Europe, while 71% believe that the country's future will be better within the EU.

Overall, one cannot overlook the slow but gradually steady return of perceptions and attitudes to pre-crisis levels, even in a period of managing a difficult energy crisis and generalized insecurity with the war against Ukraine raging next to European borders. In 2008 the positive assessment of the European Union, reached its highest percentage (83%), contrary to 2015 when the EU's assessment hit its lowest percentage (34%); nowadays, the positive perception of the EU seems to have recovered (48%).

Despite its various problems needed to be addressed, the European Union remains a place of peace, cooperation, freedom and respect for human rights, and Greek European citizens recognise this aspect.

Surveys such as ours, I believe, demonstrate that the current era can be an opportunity to renew European ties and faith in the values of freedom, the rule of law and liberal democracy, on the basis upon which the Union was born.

This is the message that we can carry as institutions, civil society actors, state, organizations and think tanks, working towards improving the European intergration, proposing and implementing the necessary reforms to bridge the gaps between European leadership and the needs of European citizens, and those who share a vision of a united Europe as a model of democracy.

Alexis Routzounis

Research Director
Kapa Research

Europe and Greece: a common destiny

The integration of Greece into the European community symbolized - and in fact was - a means for progress: ensuring national integrity after the Turkish invasion of Cyprus (1974), stability in Greek politics after decades of turbulent history, termination of economic backwardness and convergence with the other European societies and their high standard of living. Until the 2010s, being a pro-European, a supporter of the Union was almost a given; since Europe, in the eyes of Greeks, was - at the same time - an ideal and a social prerogative.

FNF's public opinion survey on "EUROPE" reveals that the future of Greece is concomitant with the common European destiny. Almost 6 in 10 citizens (58%) positively assess the country's participation in the EU; a trend with remarkable stability since 2001 (60%) and 2012 (51%). Thanks to its European integration, Greece experienced social progress (58%), increased its influence in the Balkans and the world (46%), enjoyed economic stability and prosperity (43%), and strengthened its Democracy (39%). The final assessment is, in other words, positive; especially if one considers the country's sensitive geographical position and the constant concern around "national issues", which EU membership has neither benefited nor harmed (40%).

Since the 2010s, the relationship between Greece and the EU has been changing, experiencing considerable fluctuations, without, however, ever reaching a point of a final rift. The painful socio-economic reforms imposed by the troika's (EU Commission, ECB, IMF) management of the Greek debt crisis have been recorded as a "trauma" in the collective unconscious and have caused major ideological and political shifts within the country that still determine the balance of its political system: the space from the Left to the Centre-Left - which was once distinguished for its internationalism or pro-Europeanism - appears much more hesitant towards Europe, its institutions, its policies and its managerial competence than the Centre-Right, which was once occupied by intense ethnocentrism. Likewise, convergence with Europe remains an important issue at stake for the parties that managed it for decades (ND-PA-SOK/KINAL) compared to the parties that emerged from the "anti-austerity" tsunami during the 2010s.

Today, more than 7 out of 10 citizens (74%) believe that Greece belongs to Europe, returning to the level of 2008 (74%) - the year in which the highest rates of "Greek Europeanism" were recorded - after the pivotal 2010 when public opinion was split in half (47% pro - 49% against). Today, it is the country's equal participation in the EU that is being questioned (44% of respondents agree, 44% disagree). After all, it is no coincidence that in this survey all the economic components - that is the set of questions related to the economic/fiscal dimension of the EU - record lower acceptance rates, without, however, turning into revisionism.

Since the start of the debt crisis, Greek public opinion has been converging with the skepticism recorded in other European so-

cieties. A skepticism with roots in the rising economic inequality, the migration waves from Africa and Asia, the Brexit turmoil, the handling of more recent crises such as the pandemic, the war in Ukraine and the energy crisis, as well as the very identity crisis of the EU. However, Greek skepticism differs essentially from the rigid Euroscepticism of other countries that forms distinct groups who challenge the status quo (e.g. Visegrad), strengthens the far Right (even in founding countries like France) or, more recently in Italy, it brings about a post-fascist party questioning the famous quote of Benedetto Croce, founder of the Italian Liberal Party, that "Fascism was a mere parenthesis".

The overall citizen opinion on the EU should also be interpreted in this light: 48% is the percentage of those who view the EU positively and 50% of those who view it negatively. This 50-50 balance was not always stable. A positive opinion of the EU was held by 83% of citizens in 2008 and 64% in 2010. Similarly, the level of trust Greeks have in European institutions such as the European Court of Justice and the European Parliament is high (60% and 43% respectively), but as far as other community bodies are concerned (Council of Europe, European Council, European Commission) a significant decline is observed since 2008, with percentages stabilizing at around 32%-35%. Greek public opinion follows the overall trend of declining confidence in the EU and its institutions, also evident in the Eurobarometer surveys.

The decline of trust in European institutions does not necessarily imply a decline in the acceptance of the policies they implement. On the contrary, 72% of the citizens are in favor of a deeper Union, i.e., they support implementation of common policies in defense and the creation of a European army (75%), in foreign policy (73%), in energy (70%), as well as in fiscal policy (62%). A set of policies with federal characteristics that matches the success of other popular EU policies such as free movement of people, student exchange, or the European Structural and Investment Funds (or the National Strategic Reference Framework - "ESPA" - programs, as widely referred to in Greece).

In the "euro vs drachma" dilemma, Greek society seems to have given its final answer by associating the single currency with a more certain future and a European way forward: 57% is the percentage of those who think that things are better with the euro and 33% the percentage of those who think that things would be better off with the drachma. If a Grexit referendum were to be held tomorrow, 67% would vote to stay in the eurozone and 25% to leave, a trend that has remained steady since 2009 (with a short parenthesis during the Greek bailout referendum month, back in 2015). Variations, however, are recorded between different social groups. Larger shares of 'leave' supporters are detected among young people aged 17-34, who have not known any currency other than the euro and literally grew up in the debt crisis, but also in Northern Greece where the strongest combination of unemployment, poverty and political deficit is found. The workers/farmers and the smaller parties take a clear position to leave the euro.

In times of crisis, the EU is perceived as a windproof protective “fence” by 77% of respondents, especially in view of an upcoming difficult winter for which the majority is worried about shortages in heating energy (73%), food and basic goods (47%), and a solidarity crisis in the EU (69%). Specifically, on the issue of crisis management, criticism concerns the clumsy reflexes of the Union: although 66% evaluate the EU’s response to the pandemic positively, Greek people negatively assess its handling of the war in Ukraine (63%), inflation (67%), the energy crisis (76%), immigration (79%), and, clearly, the Greek debt crisis (82%). This negative attitude, though, should not be analyzed as is, without considering the strong desire to deepen the EU. Greece has changed from a country that initially sought EU membership to satisfy its local interests, to one that renders special importance to the political development of Europe, mainly because it was often treated as an “exile” by the European family.

Finally, in an uncertain international environment of evolving crises and in such a neighborhood of conflicts as Southeast Europe, 78% of citizens want Greece to remain a member of NATO, 46% side with the West in the West-Russia conflict, 56% believe that the accession of the Western Balkans to the EU will bring greater stability to the Balkans and the broader region, while 38% trust the EU more than the US in dealing with international issues. In other words, we return to the original thought of K. Karamanlis the elder, for whom joining the (then) EEC was aimed more at security and less at economic prosperity.

A note on the weaker social groups

Those with lower education, those who make ends meet with great difficulty, the workers, the farmers, the unemployed, the weakest strata of Greek society, feel cut off from the European and global reality, at a time when the major parties - ND, PASOK/KINAL, SYRIZA

- have shifted their attention towards the middle and upper groups of the population, those groups who feel benefited from European integration and globalization. Among these ‘have-nots’ the survey records the highest rates of negative opinion of the EU and its institutions, as well as a negative assessment of the country’s European integration - mainly in terms of economic stability and prosperity. They align themselves with Russia and are generally suspicious of Euro-Atlantic institutions. They oppose any further deepening of the monetary union and believe their life was better off with the drachma.

An undeniably worrying picture saved by the fact that in a potential Grexit referendum they would eventually vote in favor of the euro (51%).

These groups associate the fate of Greece with that of Europe and support the preservation of the European prerogative. They, also, encourage the deepening of federal policies such as common foreign, defense, energy, and fiscal policies. Their reservations towards the European project stem from the domestic political system’s inability to integrate these weaker groups into the European process and to convince them that the EU is not undermining national sovereignty; that it is not an elitist bureaucratic and wasteful “club” that lacks democratic legitimacy and transparency; that it does more than serving the business elites at the expense of the working class; and that it is not solely responsible for austerity policies and high levels of immigration.

Because it is in this way, the once “non-privileged” groups - who starred in the democratic course of Greek metapolitefsi - are now left naked to the hands of demagoguery of the left and the right, something that did already destabilize the country in the previous decade and may emerge even more unpredictable in face of the new challenges of the current decade.

Alexander Skouras

President at the Center for Liberal Studies (KEFiM)

Reading the FNF survey findings, I was reminded of Friedrich Hayek's warning from 1949, that to win the battle of ideas against illiberalism we should "make the philosophic foundations of a free society once more a living intellectual issue, and its implementation a task which challenges the ingenuity and imagination of our liveliest minds".

Of course, much has changed since 1949. What remains the same though, is the intensity of the challenges liberal democracy is facing - both from despotic and totalitarian regimes from abroad, and from populists at home that target disillusioned citizens who feel that liberal democracies don't deliver on their promises anymore, at least not for them.

As shown by the survey, Greeks have mixed feelings towards the EU. The things they value most about it is its liberal core: free movement of people, goods, services, and capital. They also feel that Greece belongs to Europe and do not think of leaving EU, the euro-zone, or the west; they believe that Greece has benefited from its EU membership and that our country's future is better inside than outside the EU. 7 out of 10 respondents favor the further deepening of the EU.

And at the same time, Greeks do not trust EU institutions; they rate poorly the European response to the recent crises, except for the pandemic; those who have a negative general opinion on the EU outnumber the positive replies by 50 to 48. What's most concerning is that negative responses are heavier among young people who are experiencing worse living conditions and prospects than the previous generational cohort.

The takeaway seems to be that Greeks still believe in the EU, not for what it currently is but for what it stands for and could become. And the same seems to hold true for several EU countries.

Against this backdrop, Europe needs to turn the current crises into opportunities to reassert its place and mission in a changing world.

First, by defending liberal democracy against revisionist aggressors. EU's stance against the Russian invasion in Ukraine still leaves a lot to be desired. Most of all, Europe should realize that politics without a strong commitment to liberal democracy and the values it stands for is no longer a pragmatic choice.

Second, by showing that liberal democracy still works. Europe needs to prove once again that openness, diversity of opinion, individual and civil liberty are strengths – not liabilities; it needs to speak to young men and women in Greece and elsewhere who feel that they do not have the opportunities they were promised. It is no wonder that even in today's Greece the liberal tenets of the EU, the four freedoms, are considered its most valuable feature.

European liberals should spearhead this movement. We have both the analytical tools and the policy proposals that can give Europe the impetus it needs to become a bastion of freedom, prosperity, and opportunity once again.

We do have the liveliest minds around. What remains to be seen, is whether we can mobilize them for the cause of our free society. That's the challenge ahead.

Ronald Meinardus

Athens-based political analyst and commentator and a Senior Research Fellow at the Hellenic Foundation for European and Foreign Policy (ELIAMEP) where he also heads the Mediterranean Program

Europhilia? – A commentary on the Ups and Downs of Greek Public Opinion on the European Union (EU)

Everyone is fond of numbers: the political parties, the media, the political analysts – and above all the pollsters who supply the stats. What all these players have in common - with different objectives in each case - is the desire to understand what society, the much-cited man in the street, thinks.

Opinion polls have long since become an important pillar of political life. Critics speak of a dominance of demoscopia and warn of the “rule of the two thousand.” This is the number of people who are often polled in a representative survey as a surrogate for society as a whole.

Greece has seen an explosion of opinion polls in recent years. On a regular basis, the media publish polls that primarily seek to map the popularity of political parties and their leaders. Even the smallest fluctuations in their scores become front-page headlines. There are accusations that the polls favor one side or the other, have limited objectivity and are instrumentalized by those who pay for them.

The survey at hand is of a different quality. The aim here is to understand how the Greek population feels about the European Union (EU) and where Greeks see the challenges and the opportunities of integration. This data provides an empirical basis for political dialogue, including that between Germany and Greece, and is therefore an enrichment in any case.

A veritable treasure trove

On 212 densely printed pages, we find a large collection of data with thousands of pieces of information. The report is a veritable treasure trove for all those concerned with Greece and the country's relations with Europe.

On a general note, due to the sheer size of the data the analysis of surveys will always have to be selective - and give focus. The idea is to analyze and comment on the figures - and in a next step, to discuss these in a political and historical context.

Where there is light, there is also shadow, we say in my language. Applied to the results of the survey, we could also say: Where there is shadow, there is also light.

At the very beginning stands a negative finding. How else should we interpret that today merely 48 percent of Greeks have a positive opinion of the European Union? This comment is all the more appropriate given that the percentage of Greeks with a positive opinion of the EU was almost twice as high back in 2008, at a - downright sensational - 83 %.

That was in 2008, before the financial crisis, which not only upset the lives of the vast majority of Greeks, but at the same time trig-

gered the most serious crisis in relations in Greece's forty years of EU- membership. The wounds the crisis has created - on both sides - are far from healed. This is especially true for the Greek side, as this study demonstrates at various points.

Incoherent picture

I spoke of light and shadow - and could also apply the image of the glass being half full or half empty. For me, the most astonishing message of the current study is the “duality”, one could also speak of incoherence of the Greeks' views on their relationship with the EU.

While - as mentioned at the beginning - more than half of Greeks today do not have a positive opinion of the EU, at the same time 58 % believe that EU-membership has benefited them.

In the better years - i.e. before the crisis - this figure was a staggering 94%. It would be interesting to examine how the negative opinion and the statement that membership is useful go together. The numbers reveal an almost schizophrenic relationship. This duality of negative opinion and *Europhilia* is also reflected in the finding that 74% of Greeks say that their country belongs to the EU. It is interesting to note that - unlike other figures - this indicator is stable over the decades. In 2008, the group of people who said that Greece did not belong to the EU was 25%, the same as today. Greece's EU-opponents are politically at home at the extremes, on the left and right fringes. Remarkably, 30% of SYRIZA supporters would rather see their country outside the EU.

We find further evidence of the Greeks' *Europhilia* in the answers to the question of whether it is better for the country's future to be inside or outside the EU. Here, 71% of people are in favor of a future inside the EU.

The relevance of the survey is increased by the fact that it also covers current political events. I will limit myself here to two findings of particular interest in my eyes.

The enlargement of the EU to include new members is a topic of great importance, not least for Athens' relations with neighboring countries in the Balkans. 47 % of respondents are in favor of admitting new members; as many as 43 % are opposed to this eventuality. I find the results even more interesting when we look at the countries in question. The highest level of acceptance is recorded for Serbia's admission, at 69 %; the lowest level of support is for Turkey's EU membership, standing at just 13 %. Rejection of Turkish admission is 92 % among New Democracy (ND) supporters, significantly higher than among SYRIZA (74 %) and KINAL (80) followers.

EU vs. US

That party political leanings play a role in foreign policy preferences is reflected also in the results on the question of whether people

trust the EU or the U.S. more to solve important international issues. Here, 38 % give their vote to the EU. One might think this is a respectable result. In a historical perspective, however, this figure documents a drastic loss of confidence among Greeks regarding the EU's competence to solve international problems. For in 2008, 81 % of Greeks believed the EU was more relevant than the U.S. in this field. The big beneficiary of the EU's fall from grace is the United States which has risen from a meager 2 % (in 2008) to 24 % today on this issue. What is most remarkable is that among ND supporters, trust in the U.S. is higher than trust in the EU to resolve international conflicts.

This brings me to my final observation – where again, a “dualism” is difficult to overlook. The answers to the question about the importance of common policies in the EU fall into the Europhilia category. 76 % of Greeks favor a common EU defense policy and 73 % favor a common EU foreign policy.

However, the commitment to a unified European policy reaches its limits when it comes to the war in Ukraine and the European responses. The EU has taken a clear position in this matter enacting a series of sanctions packages against Moscow. Among the majority of Greeks, this European strategy does not find support - on the contrary, 55 % of respondents believe economic sanctions punishing Moscow for the aggression against Ukraine should not continue.

Demoscopic surveys, like this one on Greek attitudes toward the EU, offer a treasure trove of data. As such, the numbers are objective, provided the respondents tell the truth. The experts' analysis and interpretation of the data help contextualize the information, interpret it, and reach conclusions. At this stage, subjective criteria, once again, take on a role.



KEY SECTION

EUROPE

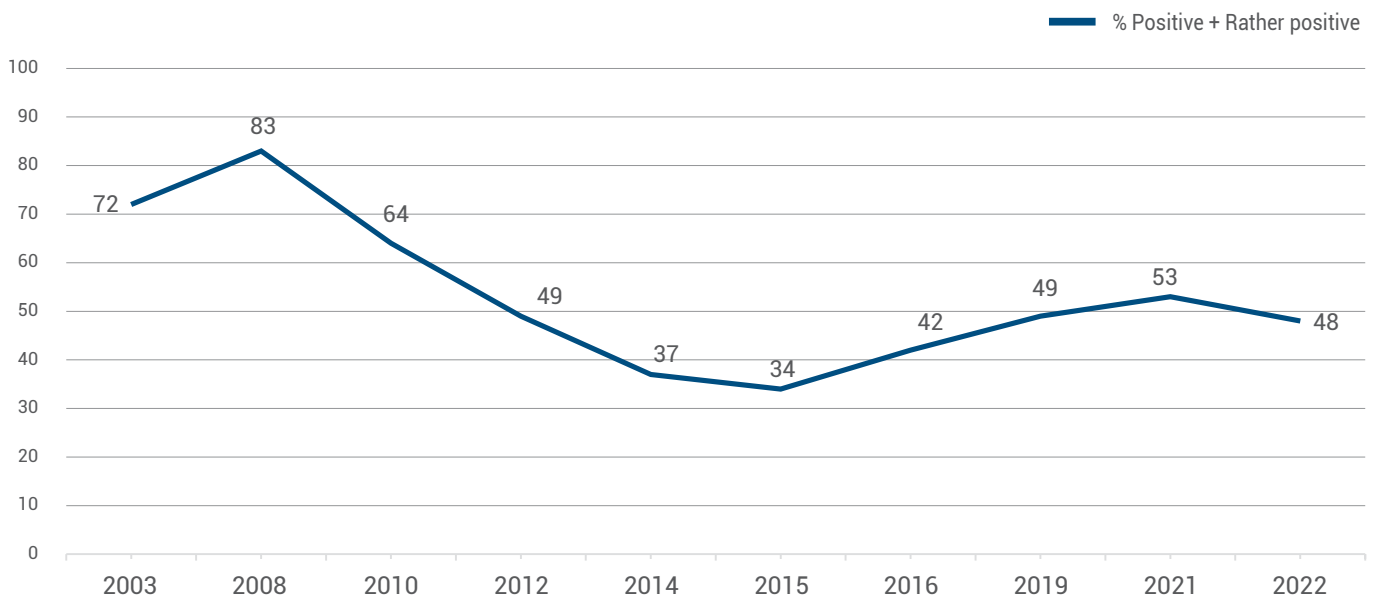
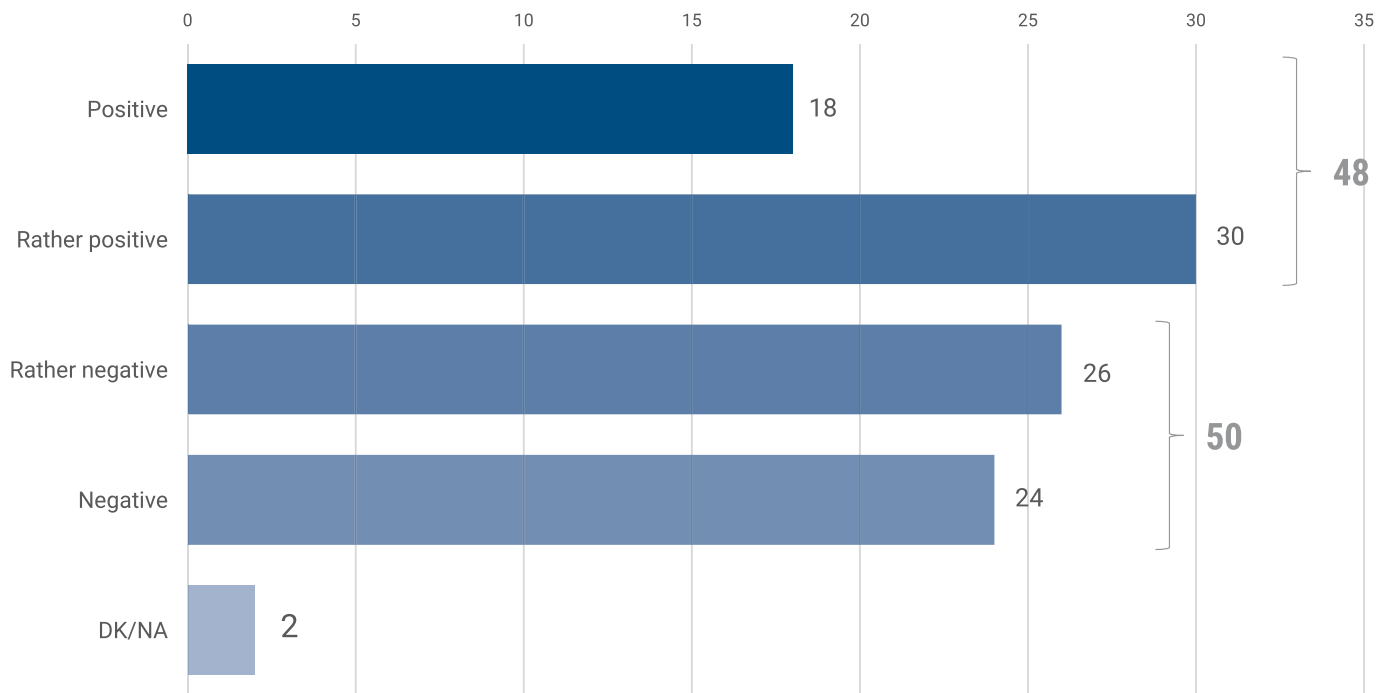
The Image of Europe in Greece today:
Institutions, policies, past and future

SECTION 1

EU image in Greece / Pros n' cons – Institutions & policies

GENERAL OPINION ON THE EUROPEAN UNION

What is your general opinion of the European Union?



GENERAL OPINION ON THE EUROPEAN UNION

What is your general opinion of the European Union?

Gender & Age

	Male	Female	17 - 34	35 - 44	45 - 54	55 - 64	65+
Positive	21	15	17	18	17	17	21
Rather positive	29	31	22	29	33	30	34
Rather negative	23	30	32	29	25	26	22
Negative	26	21	28	22	24	24	21
DK/NA	1	3	1	1	2	2	2

Region (NUTS 1)

	Attica	Northern Greece	Aegean islands & Crete	Central Greece
Positive	20	16	25	15
Rather positive	30	30	29	31
Rather negative	22	29	28	29
Negative	26	23	16	23
DK/NA	1	2	2	1

Education

	Primary	Secondary	Tertiary / Post-graduate
Positive	14	16	21
Rather positive	21	30	32
Rather negative	25	27	25
Negative	33	24	21
DK/NA	6	2	1

GENERAL OPINION ON THE EUROPEAN UNION

What is your general opinion of the European Union?

Social class (self-placement)

	Lower	Middle – Lower middle	Upper middle – Upper
Positive	8	16	24
Rather positive	12	29	36
Rather negative	20	30	22
Negative	53	24	17
DK/NA	7	1	1

Occupation

	Public Servant	Private employee	Self- employed	Pensioner	Unemployed	Other
Positive	15	17	20	21	15	20
Rather positive	30	31	27	32	35	30
Rather negative	30	26	31	23	16	25
Negative	23	25	22	22	30	22
DK/NA	2	2	-	2	3	4

Financial Status

	I do not make ends meet & I make ends meet with great difficulty	I make ends meet but I do not save	I am financially comfortable
Positive	9	24	32
Rather positive	22	37	39
Rather negative	32	22	20
Negative	35	17	9
DK/NA	2	1	1

GENERAL OPINION ON THE EUROPEAN UNION

What is your general opinion of the European Union?

Ideology

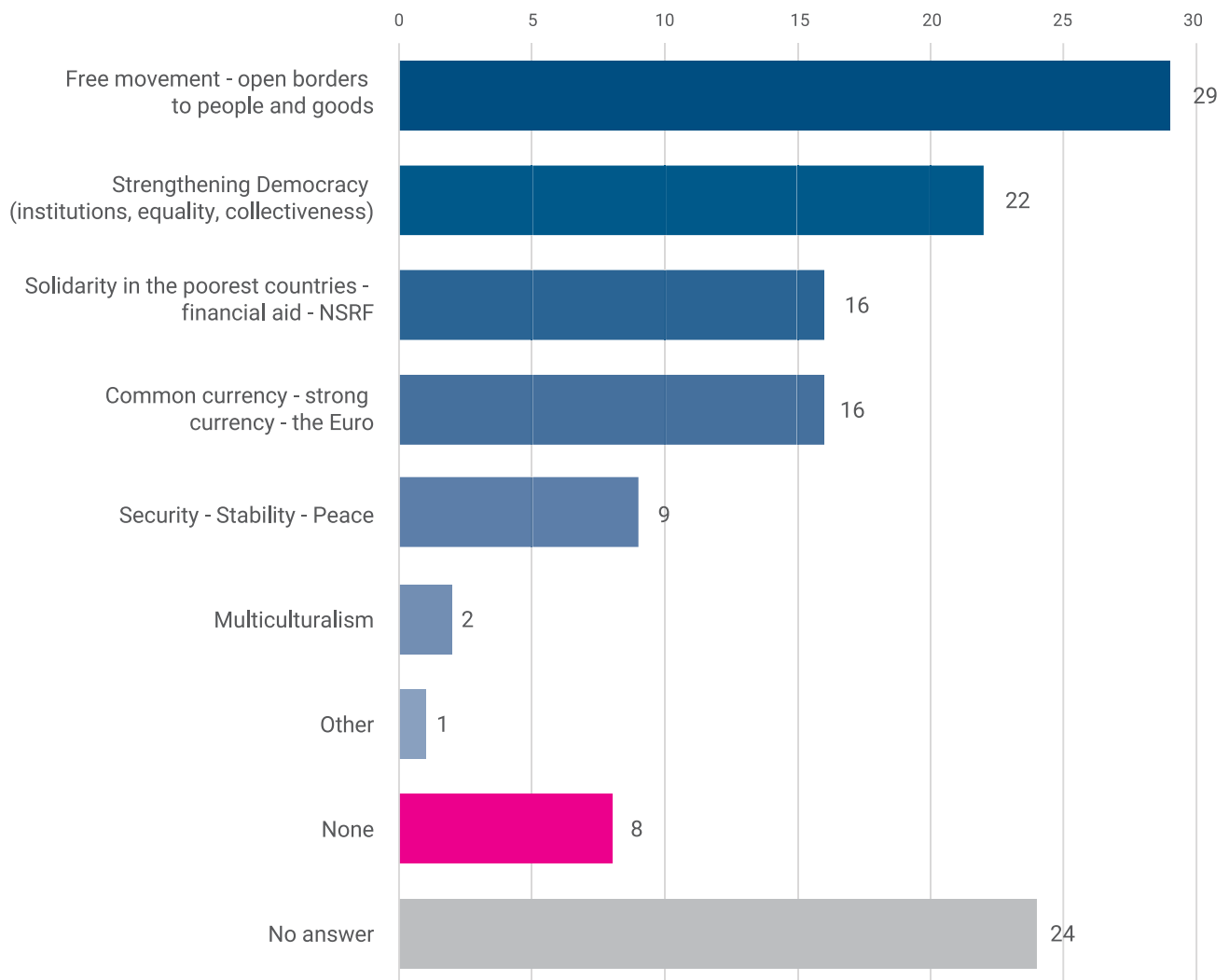
	Left (+ far left)	Center-left	Center	Center-right	Right (+ far right)	DK/NA - None
Positive	2	13	26	32	27	8
Rather positive	15	32	39	42	28	20
Rather negative	42	33	25	15	14	21
Negative	40	20	10	9	29	44
DK/NA	1	2	-	1	2	7

Party affiliation (Vote in 2019 elections)

	ND	SYRIZA	KINAL	"Smaller Parties"	Abstention / Blank-invalid/NA
Positive	34	4	28	9	14
Rather positive	42	28	45	9	26
Rather negative	15	43	16	26	25
Negative	8	24	10	54	31
DK/NA	1	1	1	2	5

MOST MENTIONED POSITIVE ELEMENTS OF THE EU

If there are any, can you point out up to three positive elements of the EU?



MOST MENTIONED POSITIVE ELEMENTS OF THE EU

If there are any, can you point out up to three positive elements of the EU?

Gender & Age

	Male	Female	17 - 34	35 - 44	45 - 54	55 - 64	65+
Free movement - open borders to people and goods	25	32	38	28	28	30	21
Strengthening Democracy (institutions, equality, collectiveness)	22	22	16	23	23	24	22
Solidarity in the poorest countries - financial aid - NSRF	15	18	13	17	17	14	19
Common currency - strong currency - the Euro	17	14	16	15	15	16	16
Security - Stability - Peace	8	10	12	10	8	7	11
Multiculturalism	2	2	-	2	2	3	1
Other	2	1	1	1	1	2	1
None	8	8	9	8	4	7	11
No answer	26	22	24	24	29	21	24

Region (NUTS 1)

	Attica	Northern Greece	Aegean islands & Crete	Central Greece
Free movement - open borders to people and goods	27	33	30	24
Strengthening Democracy (institutions, equality, collectiveness)	23	22	18	22
Solidarity in the poorest countries - financial aid - NSRF	16	16	14	19
Common currency - strong currency - the Euro	17	14	19	13
Security - Stability - Peace	8	9	8	12
Multiculturalism	1	2	3	1
Other	1	1	1	2
None	8	6	8	10
No answer	23	25	28	23

MOST MENTIONED POSITIVE ELEMENTS OF THE EU

If there are any, can you point out up to three positive elements of the EU?

Education

	Primary	Secondary	Tertiary / Post-graduate
Free movement - open borders to people and goods	13	25	32
Strengthening Democracy (institutions, equality, collectiveness)	9	19	26
Solidarity in the poorest countries - financial aid - NSRF	23	17	15
Common currency - strong currency - the Euro	5	15	17
Security - Stability - Peace	8	10	9
Multiculturalism	1	1	2
Other	3	1	1
None	19	9	6
No answer	33	27	21

Social class (self-placement)

	Lower	Middle – Lower middle	Upper middle – Upper
Free movement - open borders to people and goods	25	29	29
Strengthening Democracy (institutions, equality, collectiveness)	11	21	26
Solidarity in the poorest countries - financial aid - NSRF	12	16	18
Common currency - strong currency - the Euro	4	15	20
Security - Stability - Peace	7	9	10
Multiculturalism	0	2	2
Other	1	1	1
None	18	8	6
No answer	32	25	21

MOST MENTIONED POSITIVE ELEMENTS OF THE EU

If there are any, can you point out up to three positive elements of the EU?

Occupation

	Public Servant	Private employee	Self- employed	Pensioner	Unem- ployed	Other
Free movement - open borders to people and goods	31	24	34	26	29	28
Strengthening Democracy (institutions, equality, collectiveness)	25	21	24	20	22	20
Solidarity in the poorest countries - financial aid - NSRF	15	16	12	17	19	22
Common currency - strong currency - the Euro	16	14	20	17	9	12
Security - Stability - Peace	10	8	8	9	13	12
Multiculturalism	3	2	2	-	-	-
Other	1	1	1	1	-	1
None	8	8	6	8	9	9
No answer	22	29	22	23	25	21

Financial Status

	I do not make ends meet & I make ends meet with great difficulty	I make ends meet but I do not save	I am financially comfortable
Free movement - open borders to people and goods	27	28	36
Strengthening Democracy (institutions, equality, collectiveness)	17	27	25
Solidarity in the poorest countries - financial aid - NSRF	14	19	15
Common currency - strong currency - the Euro	11	18	25
Security - Stability - Peace	6	12	11
Multiculturalism	1	2	2
Other	1	1	-
None	12	5	2
No answer	29	21	19

MOST MENTIONED POSITIVE ELEMENTS OF THE EU

If there are any, can you point out up to three positive elements of the EU?

Ideology

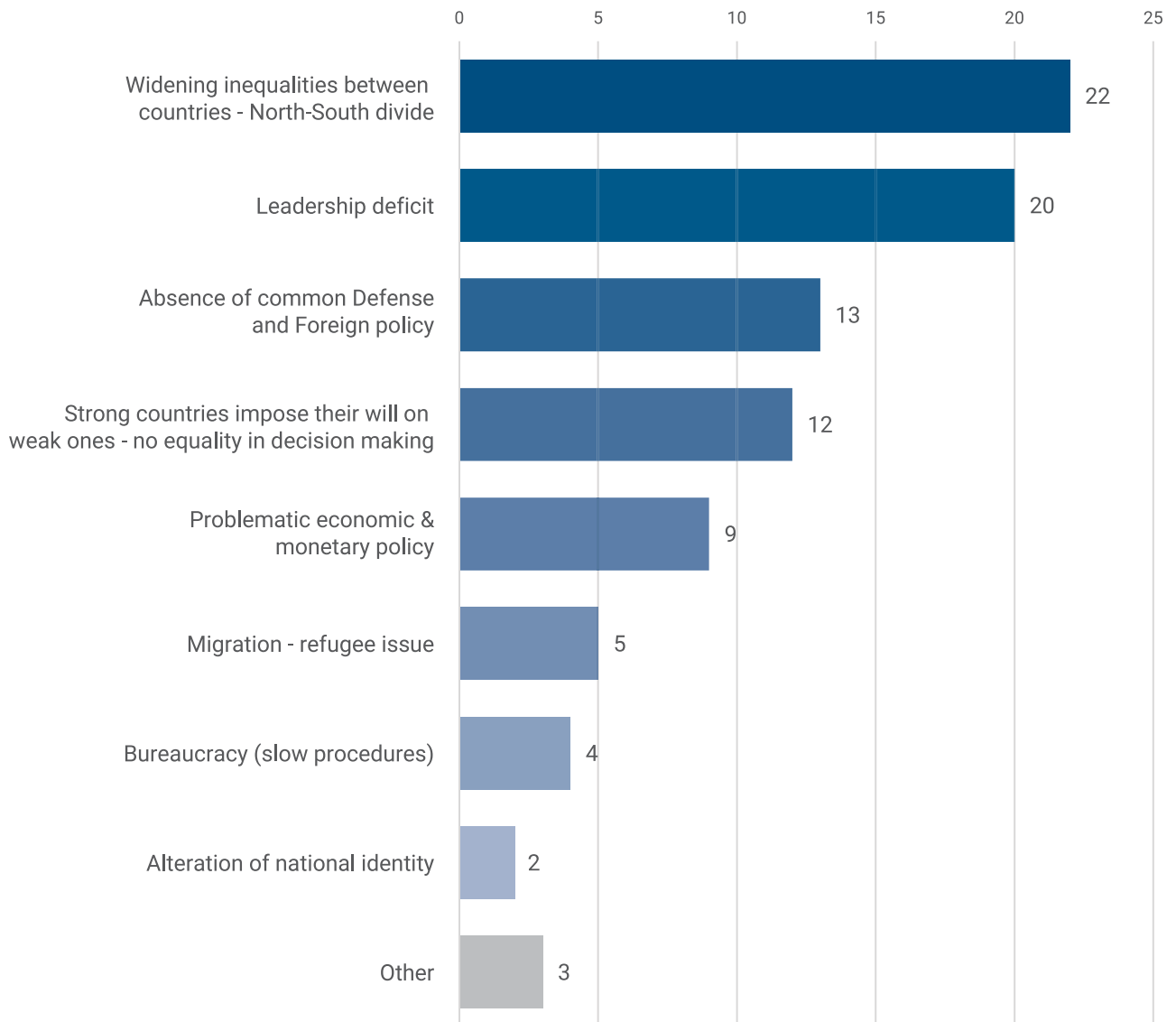
	Left (+ far left)	Center-left	Center	Center-right	Right (+ far right)	DK/NA - None
Free movement - open borders to people and goods	36	32	29	26	14	29
Strengthening Democracy (institutions, equality, collectiveness)	18	23	28	31	15	10
Solidarity in the poorest countries - financial aid - NSRF	11	14	23	16	21	13
Common currency - strong currency - the Euro	8	14	23	21	16	12
Security - Stability - Peace	6	10	9	13	12	4
Multiculturalism	3	2	2	1	-	-
Other	1	1	1	1	1	2
None	11	6	2	4	13	14
No answer	24	26	17	20	32	30

Party affiliation (Vote in 2019 elections)

	ND	SYRIZA	KINAL	"Smaller Parties"	Abstention / Blank-invalid/ NA
Free movement - open borders to people and goods	23	33	28	29	32
Strengthening Democracy (institutions, equality, collectiveness)	27	25	26	11	17
Solidarity in the poorest countries - financial aid - NSRF	20	13	21	11	15
Common currency - strong currency - the Euro	21	9	28	11	14
Security - Stability - Peace	11	9	15	4	8
Multiculturalism	1	3	2	-	-
Other	1	1	2	1	1
None	3	7	2	18	10
No answer	23	23	21	27	25

MOST MENTIONED NEGATIVE ELEMENTS OF THE EU

And if there are any, can you point out up to three negative elements of the EU?



MOST MENTIONED NEGATIVE ELEMENTS OF THE EU

And if there are any, can you point out up to three negative elements of the EU?

Gender & Age

	Male	Female	17 - 34	35 - 44	45 - 54	55 - 64	65+
Widening inequalities between countries - North-South divide	20	25	28	23	20	24	19
Leadership deficit	24	17	17	21	19	20	23
Absence of common Defense and Foreign policy	15	11	11	12	12	15	15
Strong countries impose their will on weak ones - no equality in decision making	12	13	11	11	14	13	11
Problematic economic & monetary policy	9	10	13	10	9	8	9
Migration - refugee issue	5	6	6	4	7	5	4
Bureaucracy (slow procedures)	5	3	1	4	4	5	6
Alteration of national identity	2	2	1	2	3	2	1
Other	3	4	7	3	1	2	4
No answer	26	23	21	25	27	26	21

Region (NUTS 1)

	Attica	Northern Greece	Aegean islands & Crete	Central Greece
Widening inequalities between countries - North-South divide	24	20	21	23
Leadership deficit	20	23	17	19
Absence of common Defense and Foreign policy	13	13	15	13
Strong countries impose their will on weak ones - no equality in decision making	12	13	10	14
Problematic economic & monetary policy	10	7	9	11
Migration - refugee issue	4	6	5	5
Bureaucracy (slow procedures)	6	3	5	3
Alteration of national identity	2	3	-	1
Other	4	3	1	4
No answer	21	25	32	26

MOST MENTIONED NEGATIVE ELEMENTS OF THE EU

And if there are any, can you point out up to three negative elements of the EU?

Education

	Primary	Secondary	Tertiary / Post-graduate
Widening inequalities between countries - North-South divide	15	21	24
Leadership deficit	15	18	23
Absence of common Defense and Foreign policy	6	12	15
Strong countries impose their will on weak ones - no equality in decision making	14	11	13
Problematic economic & monetary policy	5	11	8
Migration - refugee issue	2	5	6
Bureaucracy (slow procedures)	-	2	6
Alteration of national identity	3	2	2
Other	4	4	3
No answer	39	27	21

Social class (self-placement)

	Lower	Middle – Lower middle	Upper middle – Upper
Widening inequalities between countries - North-South divide	26	24	19
Leadership deficit	10	18	26
Absence of common Defense and Foreign policy	12	13	14
Strong countries impose their will on weak ones - no equality in decision making	20	12	11
Problematic economic & monetary policy	13	10	9
Migration - refugee issue	2	6	5
Bureaucracy (slow procedures)	0	4	6
Alteration of national identity	0	2	2
Other	5	4	3
No answer	23	24	25

MOST MENTIONED NEGATIVE ELEMENTS OF THE EU

And if there are any, can you point out up to three negative elements of the EU?

Occupation

	Public Servant	Private employee	Self- employed	Pensioner	Unem- ployed	Other
Widening inequalities between countries - North-South divide	22	23	23	23	20	19
Leadership deficit	17	19	22	23	20	21
Absence of common Defense and Foreign policy	18	9	12	18	9	10
Strong countries impose their will on weak ones - no equality in decision making	18	11	10	10	13	17
Problematic economic & monetary policy	9	11	10	8	8	7
Migration - refugee issue	7	4	8	5	3	1
Bureaucracy (slow procedures)	3	4	5	6	1	2
Alteration of national identity	4	1	1	1	2	4
Other	1	2	3	4	9	5
No answer	23	29	24	22	26	22

Financial Status

	I do not make ends meet & I make ends meet with great difficulty	I make ends meet but I do not save	I am financially comfortable
Widening inequalities between countries - North-South divide	25	21	20
Leadership deficit	15	24	27
Absence of common Defense and Foreign policy	14	12	14
Strong countries impose their will on weak ones - no equality in decision making	13	13	10
Problematic economic & monetary policy	10	9	8
Migration - refugee issue	6	5	5
Bureaucracy (slow procedures)	2	6	8
Alteration of national identity	2	2	-
Other	4	3	4
No answer	26	23	23

MOST MENTIONED NEGATIVE ELEMENTS OF THE EU

And if there are any, can you point out up to three negative elements of the EU?

Ideology

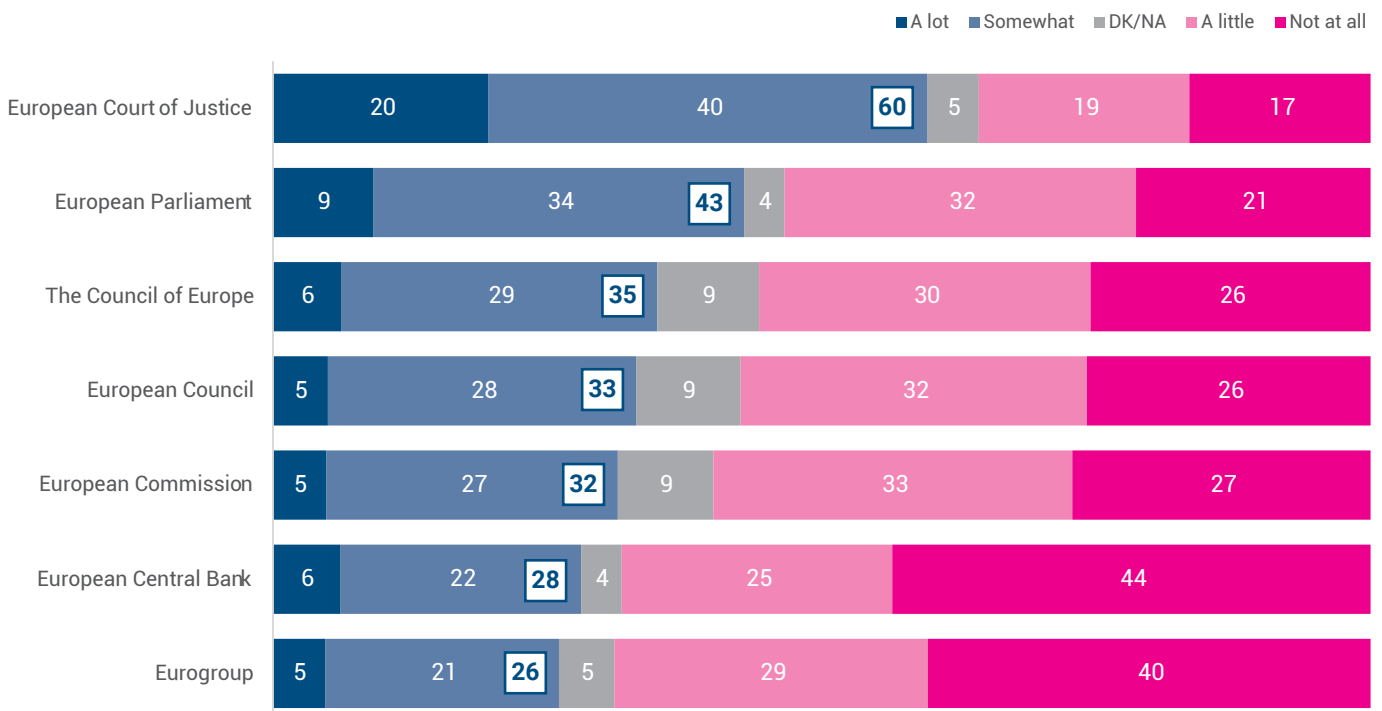
	Left (+ far left)	Center-left	Center	Center- right	Right (+ far right)	DK/NA - None
Widening inequalities between countries - North-South divide	28	27	19	19	13	23
Leadership deficit	10	17	31	31	16	13
Absence of common Defense and Foreign policy	16	14	13	14	11	10
Strong countries impose their will on weak ones - no equality in decision making	15	18	11	7	10	11
Problematic economic & monetary policy	16	10	7	6	4	13
Migration - refugee issue	3	4	4	6	11	4
Bureaucracy (slow procedures)	2	6	5	6	1	3
Alteration of national identity	1	2	1	1	3	4
Other	3	5	4	1	1	8
No answer	22	24	20	24	36	24

Party affiliation (Vote in 2019 elections)

	ND	SYRIZA	KINAL	"Smaller Parties"	Abstention / Blank-inval- id/NA
Widening inequalities between countries - North-South divide	15	29	25	23	24
Leadership deficit	28	16	28	12	18
Absence of common Defense and Foreign policy	14	15	10	12	12
Strong countries impose their will on weak ones - no equality in decision making	9	17	14	12	10
Problematic economic & monetary policy	5	13	11	9	13
Migration - refugee issue	5	3	4	11	3
Bureaucracy (slow procedures)	6	4	6	2	2
Alteration of national identity	1	2	1	4	2
Other	2	3	4	4	7
No answer	27	22	23	23	27

TRUST IN EU INSTITUTIONS

How much do you trust each of the following European institutions?



TRUST IN EU INSTITUTIONS

How much do you trust each of the following European institutions?

Gender & Age

		Male	Female	17 - 34	35 - 44	45 - 54	55 - 64	65+
European Court of Justice	A lot & Somewhat	60	59	53	62	58	60	63
	A little & Not at all	37	35	45	35	37	35	30
European Parliament	A lot & Somewhat	43	43	34	42	41	43	51
	A little & Not at all	54	53	64	54	56	54	44
The Council of Europe	A lot & Somewhat	36	34	27	33	33	35	44
	A little & Not at all	57	54	66	56	58	58	45
European Council	A lot & Somewhat	33	33	27	32	32	32	40
	A little & Not at all	58	56	65	57	58	60	48
European Commission	A lot & Somewhat	31	32	30	31	31	29	35
	A little & Not at all	63	57	65	58	59	63	55
European Central Bank	A lot & Somewhat	29	27	17	25	27	28	39
	A little & Not at all	69	68	82	71	71	69	53
Eurogroup	A lot & Somewhat	27	25	19	25	25	25	34
	A little & Not at all	69	69	79	70	72	70	58

Region (NUTS 1)

		Attica	Northern Greece	Aegean islands & Crete	Central Greece
European Court of Justice	A lot & Somewhat	57	63	63	59
	A little & Not at all	38	34	29	38
European Parliament	A lot & Somewhat	41	42	52	43
	A little & Not at all	56	53	43	55
The Council of Europe	A lot & Somewhat	36	34	39	33
	A little & Not at all	55	57	49	58
European Council	A lot & Somewhat	36	29	40	31
	A little & Not at all	56	62	50	58
European Commission	A lot & Somewhat	31	29	38	31
	A little & Not at all	60	62	51	61
European Central Bank	A lot & Somewhat	30	25	34	26
	A little & Not at all	66	72	61	71
Eurogroup	A lot & Somewhat	28	22	30	25
	A little & Not at all	68	72	61	70

TRUST IN EU INSTITUTIONS

How much do you trust each of the following European institutions?

Education

		Primary	Secondary	Tertiary / Post-graduate
European Court of Justice	A lot & Somewhat	46	53	67
	A little & Not at all	42	42	30
European Parliament	A lot & Somewhat	36	36	49
	A little & Not at all	56	61	48
The Council of Europe	A lot & Somewhat	28	29	40
	A little & Not at all	62	60	52
European Council	A lot & Somewhat	34	30	36
	A little & Not at all	56	61	55
European Commission	A lot & Somewhat	31	29	33
	A little & Not at all	58	62	59
European Central Bank	A lot & Somewhat	22	25	31
	A little & Not at all	67	71	66
Eurogroup	A lot & Somewhat	27	23	28
	A little & Not at all	60	72	68

Social class (self-placement)

		Lower	Middle – Lower middle	Upper middle – Upper
European Court of Justice	A lot & Somewhat	35	59	67
	A little & Not at all	60	37	29
European Parliament	A lot & Somewhat	23	40	52
	A little & Not at all	70	57	45
The Council of Europe	A lot & Somewhat	17	32	44
	A little & Not at all	73	59	48
European Council	A lot & Somewhat	11	31	42
	A little & Not at all	80	60	49
European Commission	A lot & Somewhat	11	29	41
	A little & Not at all	83	63	50
European Central Bank	A lot & Somewhat	15	22	40
	A little & Not at all	81	74	57
Eurogroup	A lot & Somewhat	9	21	37
	A little & Not at all	83	75	58

TRUST IN EU INSTITUTIONS

How much do you trust each of the following European institutions?

Occupation

		Public Servant	Private employee	Self- employed	Pensioner	Unem- ployed	Other
European Court of Jus- tice	A lot & Somewhat	62	57	62	63	51	58
	A little & Not at all	35	39	34	31	43	35
European Parliament	A lot & Somewhat	45	36	47	47	33	47
	A little & Not at all	53	60	50	49	64	47
The Council of Europe	A lot & Somewhat	32	32	37	39	29	41
	A little & Not at all	61	57	56	50	63	50
European Council	A lot & Somewhat	32	31	33	36	30	35
	A little & Not at all	61	60	57	53	59	54
European Commission	A lot & Somewhat	30	30	33	32	32	33
	A little & Not at all	63	61	59	60	60	57
European Central Bank	A lot & Somewhat	19	26	29	37	19	34
	A little & Not at all	78	71	70	57	78	60
Eurogroup	A lot & Somewhat	19	25	27	31	19	33
	A little & Not at all	77	70	70	62	76	59

Financial Status

		I do not make ends meet & I make ends meet with great difficulty	I make ends meet but I do not save	I am financially comfortable
European Court of Jus- tice	A lot & Somewhat	48	67	76
	A little & Not at all	47	29	18
European Parliament	A lot & Somewhat	31	50	62
	A little & Not at all	65	46	34
The Council of Europe	A lot & Somewhat	22	44	53
	A little & Not at all	69	48	36
European Council	A lot & Somewhat	21	40	51
	A little & Not at all	70	50	37
European Commission	A lot & Somewhat	20	38	49
	A little & Not at all	73	53	40
European Central Bank	A lot & Somewhat	15	34	55
	A little & Not at all	82	62	41
Eurogroup	A lot & Somewhat	13	33	49
	A little & Not at all	83	61	46

TRUST IN EU INSTITUTIONS

How much do you trust each of the following European institutions?

Ideology

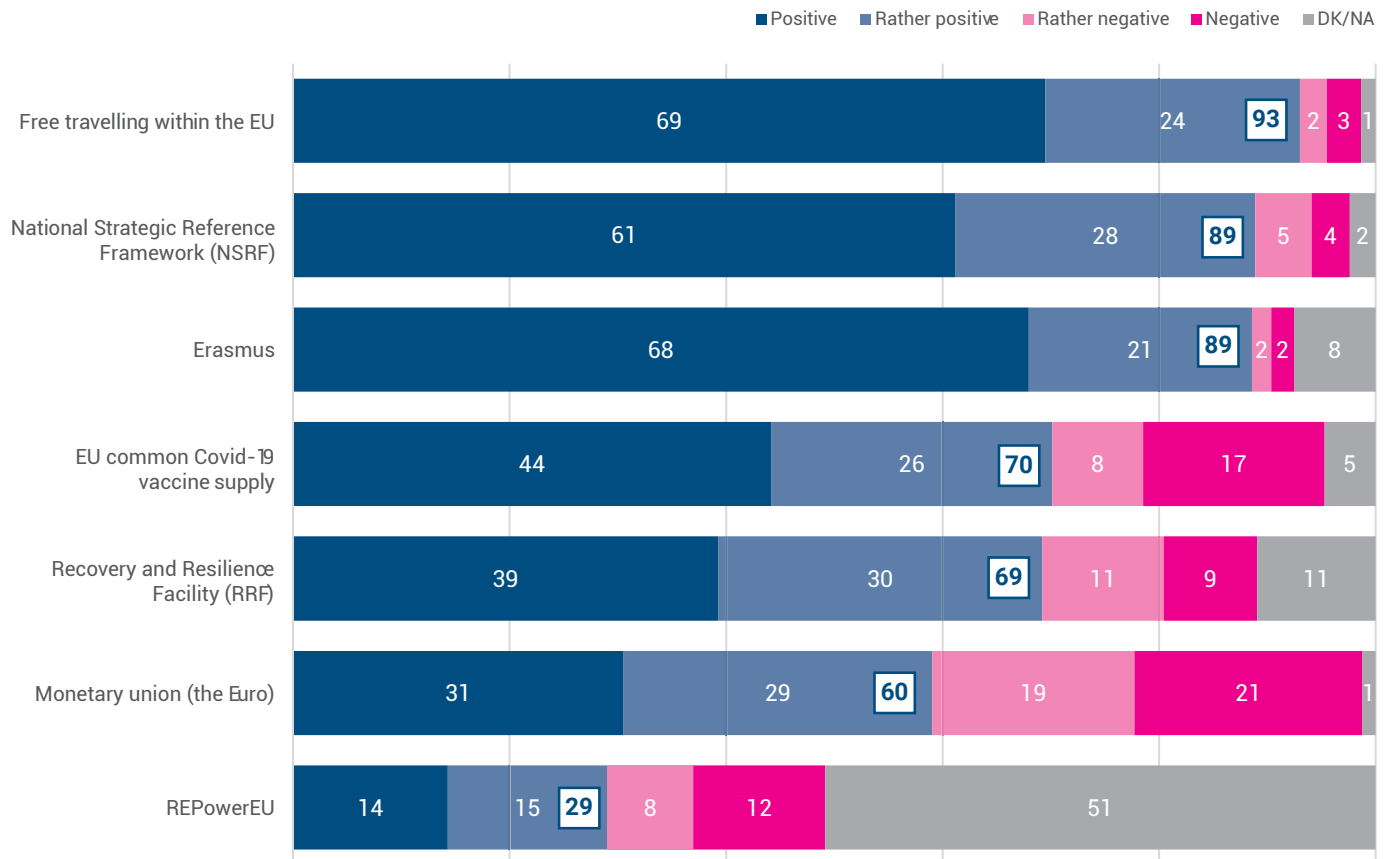
		Left (+ far left)	Center-left	Center	Center- right	Right (+ far right)	DK/NA - None
European Court of Jus- tice	A lot & Somewhat	49	65	69	75	52	31
	A little & Not at all	47	31	25	21	45	59
European Parliament	A lot & Somewhat	33	47	53	54	42	17
	A little & Not at all	66	50	41	43	54	78
The Council of Europe	A lot & Somewhat	19	35	44	53	38	12
	A little & Not at all	77	57	46	37	51	74
European Council	A lot & Somewhat	13	30	46	53	37	13
	A little & Not at all	82	60	43	36	53	76
European Commission	A lot & Somewhat	11	28	43	50	40	12
	A little & Not at all	86	64	47	39	52	75
European Central Bank	A lot & Somewhat	5	19	41	52	34	16
	A little & Not at all	92	78	55	46	62	74
Eurogroup	A lot & Somewhat	6	17	36	50	35	10
	A little & Not at all	92	80	58	46	57	78

Party affiliation (Vote in 2019 elections)

		ND	SYRIZA	KINAL	"Smaller Parties"	Abstention / Blank-inval- id/NA
European Court of Jus- tice	A lot & Somewhat	75	61	82	26	48
	A little & Not at all	20	34	18	71	44
European Parliament	A lot & Somewhat	58	43	63	13	31
	A little & Not at all	38	53	35	84	64
The Council of Europe	A lot & Somewhat	55	25	57	12	22
	A little & Not at all	33	67	37	84	65
European Council	A lot & Somewhat	55	19	57	10	21
	A little & Not at all	33	71	40	85	67
European Commission	A lot & Somewhat	54	17	48	11	21
	A little & Not at all	35	74	48	85	69
European Central Bank	A lot & Somewhat	53	10	41	10	18
	A little & Not at all	43	87	55	89	76
Eurogroup	A lot & Somewhat	50	8	38	9	17
	A little & Not at all	43	89	59	89	74

EU POLICIES APPEAL

More specifically, what is your opinion of each of the following EU policies?



EU POLICIES APPEAL

More specifically, what is your opinion of each of the following EU policies?

Gender & Age

		Male	Female	17 - 34	35 - 44	45 - 54	55 - 64	65+
Free travelling within the EU	Positive & Rather positive	93	93	95	91	94	94	93
	Negative & Rather negative	6	5	5	9	5	4	6
National Strategic Reference Framework (NSRF)	Positive & Rather positive	88	89	88	88	94	88	87
	Negative & Rather negative	10	7	11	11	5	9	9
Erasmus	Positive & Rather positive	86	92	87	89	91	91	85
	Negative & Rather negative	6	2	6	5	3	4	3
EU common Covid-19 vaccine supply	Positive & Rather positive	70	70	63	70	72	68	74
	Negative & Rather negative	25	25	32	26	25	26	20
Recovery and Resilience Facility (RRF)	Positive & Rather positive	72	67	66	68	72	71	69
	Negative & Rather negative	19	20	26	22	17	20	17
Monetary union (the Euro)	Positive & Rather positive	62	56	52	58	58	55	70
	Negative & Rather negative	37	42	47	42	41	43	28
REPowerEU	Positive & Rather positive	32	26	31	29	28	29	29
	Negative & Rather negative	19	21	27	17	19	20	20

Region (NUTS 1)

		Attica	Northern Greece	Aegean islands & Crete	Central Greece
Free travelling within the EU	Positive & Rather positive	94	93	96	89
	Negative & Rather negative	5	5	2	9
National Strategic Reference Framework (NSRF)	Positive & Rather positive	88	91	91	87
	Negative & Rather negative	9	8	6	11
Erasmus	Positive & Rather positive	88	91	87	87
	Negative & Rather negative	5	2	3	5
EU common Covid-19 vaccine supply	Positive & Rather positive	71	68	75	69
	Negative & Rather negative	24	28	20	26
Recovery and Resilience Facility (RRF)	Positive & Rather positive	68	67	75	71
	Negative & Rather negative	19	24	13	18
Monetary union (the Euro)	Positive & Rather positive	60	57	61	60
	Negative & Rather negative	39	42	37	39
REPowerEU	Positive & Rather positive	28	27	36	29
	Negative & Rather negative	23	20	15	17

EU POLICIES APPEAL

More specifically, what is your opinion of each of the following EU policies?

Education

		Primary	Secondary	Tertiary / Post-graduate
Free travelling within the EU	Positive & Rather positive	84	94	93
	Negative & Rather negative	7	6	5
National Strategic Reference Framework (NSRF)	Positive & Rather positive	75	89	90
	Negative & Rather negative	14	9	7
Erasmus	Positive & Rather positive	65	85	93
	Negative & Rather negative	7	5	3
EU common Covid-19 vaccine supply	Positive & Rather positive	66	64	76
	Negative & Rather negative	21	31	21
Recovery and Resilience Facility (RRF)	Positive & Rather positive	56	66	72
	Negative & Rather negative	23	20	20
Monetary union (the Euro)	Positive & Rather positive	51	58	61
	Negative & Rather negative	44	42	38
REPowerEU	Positive & Rather positive	35	24	32
	Negative & Rather negative	26	23	18

Social class (self-placement)

		Lower	Middle – Lower middle	Upper middle – Upper
Free travelling within the EU	Positive & Rather positive	80	93	96
	Negative & Rather negative	13	6	3
National Strategic Reference Framework (NSRF)	Positive & Rather positive	75	90	91
	Negative & Rather negative	21	8	7
Erasmus	Positive & Rather positive	71	90	91
	Negative & Rather negative	9	4	3
EU common Covid-19 vaccine supply	Positive & Rather positive	51	67	79
	Negative & Rather negative	39	27	18
Recovery and Resilience Facility (RRF)	Positive & Rather positive	44	68	78
	Negative & Rather negative	40	21	14
Monetary union (the Euro)	Positive & Rather positive	33	54	72
	Negative & Rather negative	63	45	27
REPowerEU	Positive & Rather positive	15	24	41
	Negative & Rather negative	30	22	15

EU POLICIES APPEAL

More specifically, what is your opinion of each of the following EU policies?

Occupation

		Public Servant	Private employee	Self- employed	Pensioner	Unem- ployed	Other
Free travelling within the EU	Positive & Rather positive	89	93	96	92	92	94
	Negative & Rather negative	9	6	3	6	7	3
National Strategic Refer- ence Framework (NSRF)	Positive & Rather positive	88	91	89	90	84	86
	Negative & Rather negative	10	7	10	7	11	9
Erasmus	Positive & Rather positive	91	87	92	87	86	90
	Negative & Rather negative	4	5	3	3	5	4
EU common Covid-19 vaccine supply	Positive & Rather positive	71	68	74	72	62	69
	Negative & Rather negative	27	27	24	22	27	24
Recovery and Resilience Facility (RRF)	Positive & Rather positive	68	69	73	72	60	61
	Negative & Rather negative	22	19	20	17	27	20
Monetary union (the Euro)	Positive & Rather positive	56	55	60	63	52	69
	Negative & Rather negative	42	45	39	35	44	30
REPowerEU	Positive & Rather positive	27	28	36	28	24	27
	Negative & Rather negative	19	21	19	19	22	24

Financial Status

		I do not make ends meet & I make ends meet with great difficulty	I make ends meet but I do not save	I am financially comfortable
Free travelling within the EU	Positive & Rather positive	89	95	99
	Negative & Rather negative	9	3	1
National Strategic Refer- ence Framework (NSRF)	Positive & Rather positive	84	93	93
	Negative & Rather negative	14	5	5
Erasmus	Positive & Rather positive	84	92	92
	Negative & Rather negative	6	2	1
EU common Covid-19 vaccine supply	Positive & Rather positive	57	79	88
	Negative & Rather negative	36	18	11
Recovery and Resilience Facility (RRF)	Positive & Rather positive	58	78	82
	Negative & Rather negative	31	13	6
Monetary union (the Euro)	Positive & Rather positive	41	71	82
	Negative & Rather negative	57	28	17
REPowerEU	Positive & Rather positive	21	34	43
	Negative & Rather negative	27	17	9

EU POLICIES APPEAL

More specifically, what is your opinion of each of the following EU policies?

Ideology

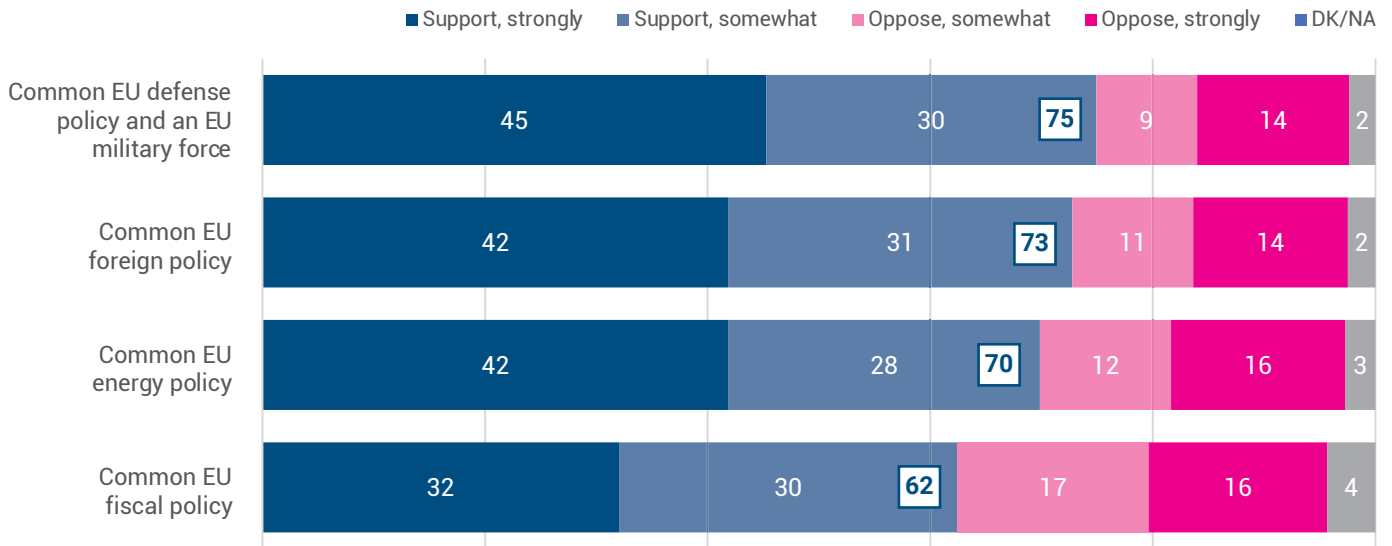
		Left (+ far left)	Center-left	Center	Center- right	Right (+ far right)	DK/NA - None
Free travelling within the EU	Positive & Rather positive	93	94	96	97	89	83
	Negative & Rather negative	6	4	3	2	10	13
National Strategic Refer- ence Framework (NSRF)	Positive & Rather positive	82	94	93	96	82	79
	Negative & Rather negative	16	4	6	3	15	14
Erasmus	Positive & Rather positive	92	93	88	93	82	73
	Negative & Rather negative	4	1	2	1	7	11
EU common Covid-19 vaccine supply	Positive & Rather positive	62	72	80	87	67	37
	Negative & Rather negative	33	27	16	9	26	52
Recovery and Resilience Facility (RRF)	Positive & Rather positive	56	73	78	86	65	43
	Negative & Rather negative	37	16	11	7	25	31
Monetary union (the Euro)	Positive & Rather positive	35	57	74	82	61	37
	Negative & Rather negative	65	42	25	18	37	59
REPowerEU	Positive & Rather positive	21	25	37	42	30	14
	Negative & Rather negative	34	19	10	10	20	33

Party affiliation (Vote in 2019 elections)

		ND	SYRIZA	KINAL	"Smaller Parties"	Abstention / Blank-inval- id/NA
Free travelling within the EU	Positive & Rather positive	96	93	98	88	90
	Negative & Rather negative	4	6	1	10	7
National Strategic Refer- ence Framework (NSRF)	Positive & Rather positive	94	92	92	78	81
	Negative & Rather negative	4	7	4	21	13
Erasmus	Positive & Rather positive	91	94	89	83	78
	Negative & Rather negative	3	2	4	7	7
EU common Covid-19 vaccine supply	Positive & Rather positive	85	70	90	45	52
	Negative & Rather negative	12	26	9	47	38
Recovery and Resilience Facility (RRF)	Positive & Rather positive	82	71	82	46	55
	Negative & Rather negative	9	21	11	41	21
Monetary union (the Euro)	Positive & Rather positive	81	48	79	30	53
	Negative & Rather negative	18	51	21	69	43
REPowerEU	Positive & Rather positive	40	24	42	14	24
	Negative & Rather negative	10	21	14	37	26

STANCE ON COMMON EU POLICIES IN KEY AREAS

Would you support or oppose each of the following?



STANCE ON COMMON EU POLICIES IN KEY AREAS

Would you support or oppose each of the following?

Gender & Age

		Male	Female	17 - 34	35 - 44	45 - 54	55 - 64	65+
Common EU defense policy and an EU military force	Support, strongly & Support, somewhat	78	72	65	76	78	73	80
	Oppose, strongly & Oppose, somewhat	20	25	33	21	20	24	18
Common EU foreign policy	Support, strongly & Support, somewhat	75	70	59	75	76	72	78
	Oppose, strongly & Oppose, somewhat	23	26	40	22	22	26	19
Common EU energy policy	Support, strongly & Support, somewhat	73	67	57	71	72	70	75
	Oppose, strongly & Oppose, somewhat	25	30	41	27	25	28	21
Common EU fiscal policy	Support, strongly & Support, somewhat	66	59	48	61	62	65	70
	Oppose, strongly & Oppose, somewhat	31	35	50	36	34	30	23

Region (NUTS 1)

		Attica	Northern Greece	Aegean islands & Crete	Central Greece
Common EU defense policy and an EU military force	Support, strongly & Support, somewhat	74	77	79	72
	Oppose, strongly & Oppose, somewhat	23	20	18	27
Common EU foreign policy	Support, strongly & Support, somewhat	73	75	77	68
	Oppose, strongly & Oppose, somewhat	25	23	19	29
Common EU energy policy	Support, strongly & Support, somewhat	71	70	67	68
	Oppose, strongly & Oppose, somewhat	27	26	27	30
Common EU fiscal policy	Support, strongly & Support, somewhat	63	62	66	61
	Oppose, strongly & Oppose, somewhat	34	34	28	34

STANCE ON COMMON EU POLICIES IN KEY AREAS

Would you support or oppose each of the following?

Education

		Primary	Secondary	Tertiary / Post-graduate
Common EU defense policy and an EU military force	Support, strongly & Support, somewhat	65	75	76
	Oppose, strongly & Oppose, somewhat	27	22	22
Common EU foreign policy	Support, strongly & Support, somewhat	59	70	76
	Oppose, strongly & Oppose, somewhat	30	27	22
Common EU energy policy	Support, strongly & Support, somewhat	61	66	73
	Oppose, strongly & Oppose, somewhat	26	32	25
Common EU fiscal policy	Support, strongly & Support, somewhat	51	61	65
	Oppose, strongly & Oppose, somewhat	30	33	34

Social class (self-placement)

		Lower	Middle – Lower middle	Upper middle – Upper
Common EU defense policy and an EU military force	Support, strongly & Support, somewhat	55	74	81
	Oppose, strongly & Oppose, somewhat	39	24	18
Common EU foreign policy	Support, strongly & Support, somewhat	53	71	79
	Oppose, strongly & Oppose, somewhat	38	27	19
Common EU energy policy	Support, strongly & Support, somewhat	50	68	78
	Oppose, strongly & Oppose, somewhat	41	29	21
Common EU fiscal policy	Support, strongly & Support, somewhat	40	60	70
	Oppose, strongly & Oppose, somewhat	49	36	26

STANCE ON COMMON EU POLICIES IN KEY AREAS

Would you support or oppose each of the following?

Occupation

		Public Servant	Private employee	Self- employed	Pensioner	Unem- ployed	Other
Common EU defense policy and an EU military force	Support, strongly & Support, somewhat	71	76	80	78	61	72
	Oppose, strongly & Oppose, somewhat	26	23	18	19	36	24
Common EU foreign policy	Support, strongly & Support, somewhat	73	73	77	75	58	69
	Oppose, strongly & Oppose, somewhat	25	26	21	22	38	27
Common EU energy policy	Support, strongly & Support, somewhat	68	69	74	73	57	66
	Oppose, strongly & Oppose, somewhat	30	29	24	23	40	29
Common EU fiscal policy	Support, strongly & Support, somewhat	59	63	67	68	46	56
	Oppose, strongly & Oppose, somewhat	37	34	30	27	47	36

Financial Status

		I do not make ends meet & I make ends meet with great difficulty	I make ends meet but I do not save	I am financially comfortable
Common EU defense policy and an EU military force	Support, strongly & Support, somewhat	66	80	88
	Oppose, strongly & Oppose, somewhat	31	18	10
Common EU foreign policy	Support, strongly & Support, somewhat	65	78	83
	Oppose, strongly & Oppose, somewhat	33	19	13
Common EU energy policy	Support, strongly & Support, somewhat	60	75	87
	Oppose, strongly & Oppose, somewhat	36	23	13
Common EU fiscal policy	Support, strongly & Support, somewhat	52	69	77
	Oppose, strongly & Oppose, somewhat	43	27	18

STANCE ON COMMON EU POLICIES IN KEY AREAS

Would you support or oppose each of the following?

Ideology

		Left (+ far left)	Center-left	Center	Center- right	Right (+ far right)	DK/NA - None
Common EU de- fense policy and an EU military force	Support, strongly & Support, somewhat	52	80	89	91	74	57
	Oppose, strongly & Oppose, somewhat	44	19	11	9	23	38
Common EU foreign policy	Support, strongly & Support, somewhat	56	77	85	88	69	50
	Oppose, strongly & Oppose, somewhat	41	20	15	11	27	45
Common EU energy policy	Support, strongly & Support, somewhat	56	70	81	84	65	53
	Oppose, strongly & Oppose, somewhat	38	28	17	14	32	40
Common EU fiscal policy	Support, strongly & Support, somewhat	46	63	76	82	56	39
	Oppose, strongly & Oppose, somewhat	49	34	22	16	38	50

Party affiliation (Vote in 2019 elections)

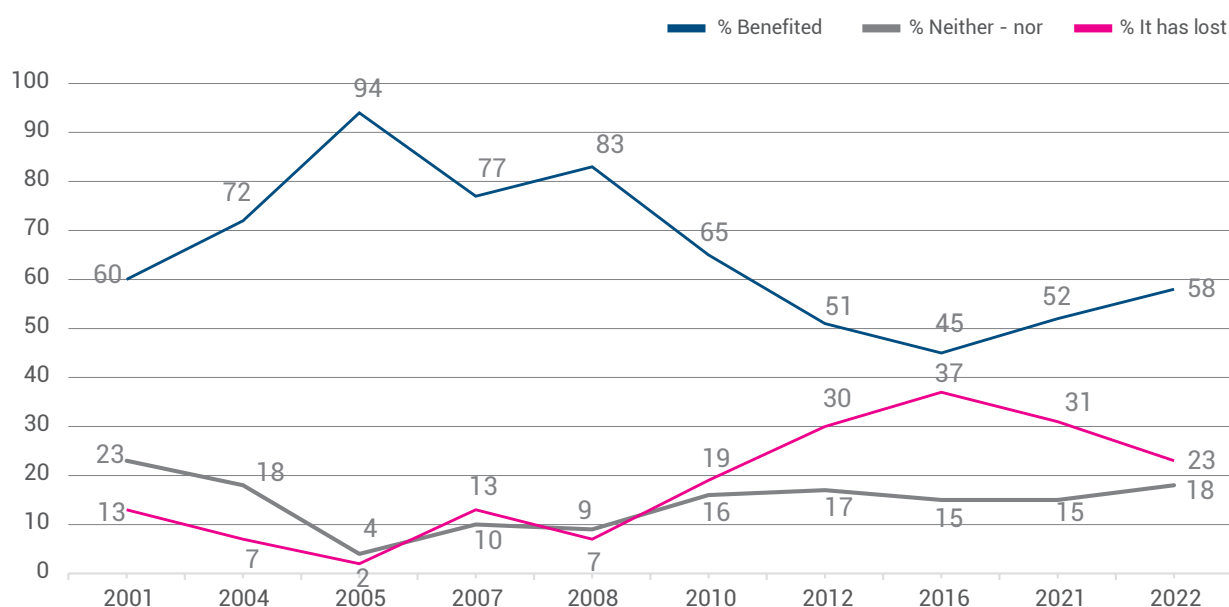
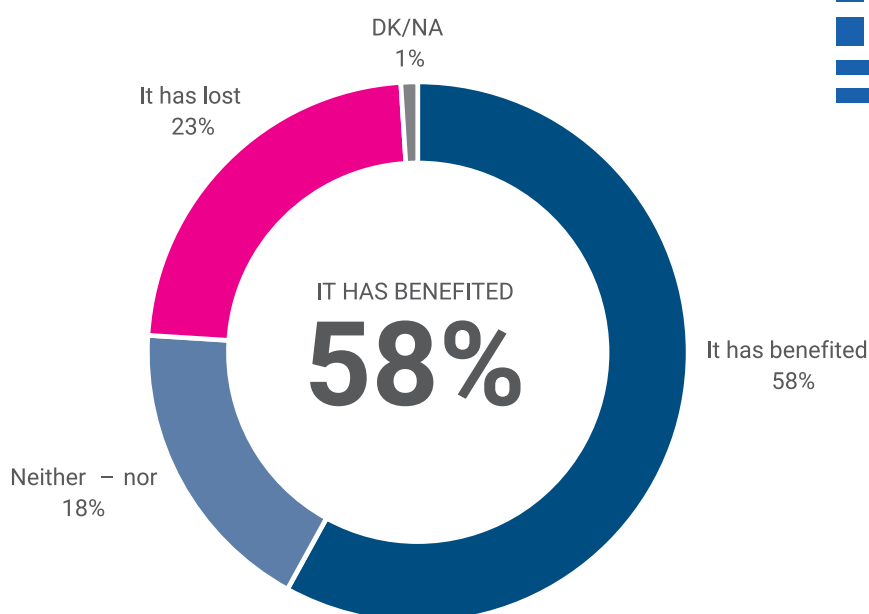
		ND	SYRIZA	KINAL	"Smaller Parties"	Abstention / Blank-inval- id/NA
Common EU defense policy and an EU military force	Support, strongly & Support, somewhat	90	73	92	48	67
	Oppose, strongly & Oppose, somewhat	9	24	8	51	28
Common EU foreign policy	Support, strongly & Support, somewhat	89	71	90	43	65
	Oppose, strongly & Oppose, somewhat	10	26	10	55	30
Common EU energy policy	Support, strongly & Support, somewhat	84	72	84	40	61
	Oppose, strongly & Oppose, somewhat	15	26	14	57	31
Common EU fiscal policy	Support, strongly & Support, somewhat	79	57	83	35	54
	Oppose, strongly & Oppose, somewhat	17	39	13	61	39

SECTION 2

Greece in the EU / Reviewing the past and assessing the future

HAS GREECE BENEFITED FROM EU MEMBERSHIP?

If you make an overall assessment of Greece's progress in the EU to date, do you think that our country has benefited or not from its participation in it?



HAS GREECE BENEFITED FROM EU MEMBERSHIP?

If you make an overall assessment of Greece's progress in the EU to date, do you think that our country has benefited or not from its participation in it?

Gender & Age

	Male	Female	17 - 34	35 - 44	45 - 54	55 - 64	65+
It has benefited	59	57	49	57	55	57	68
Neither – nor	16	19	22	19	22	15	14
It has lost	24	23	28	22	22	27	18
DK/NA	1	1	1	2	2	1	-

Region (NUTS 1)

	Attica	Northern Greece	Aegean islands & Crete	Central Greece
It has benefited	59	55	64	56
Neither – nor	15	22	16	19
It has lost	25	21	20	24
DK/NA	1	2	1	-

Education

	Primary	Secondary	Tertiary / Post-graduate
It has benefited	53	54	61
Neither – nor	18	18	17
It has lost	28	26	21
DK/NA	1	1	1

HAS GREECE BENEFITED FROM EU MEMBERSHIP?

If you make an overall assessment of Greece's progress in the EU to date, do you think that our country has benefited or not from its participation in it?

Social class (self-placement)

	Lower	Middle – Lower middle	Upper middle – Upper
It has benefited	40	54	67
Neither – nor	19	19	15
It has lost	39	25	17
DK/NA	2	1	1

Occupation

	Public Servant	Private employee	Self- employed	Pensioner	Unem- ployed	Other
It has benefited	55	55	57	64	54	61
Neither – nor	22	18	19	14	18	16
It has lost	23	25	23	21	26	22
DK/NA	1	2	2	-	2	1

Financial Status

	I do not make ends meet & I make ends meet with great difficulty	I make ends meet but I do not save	I am financially comfortable
It has benefited	42	68	79
Neither – nor	22	16	9
It has lost	36	15	9
DK/NA	1	1	3

HAS GREECE BENEFITED FROM EU MEMBERSHIP?

If you make an overall assessment of Greece's progress in the EU to date, do you think that our country has benefited or not from its participation in it?

Ideology

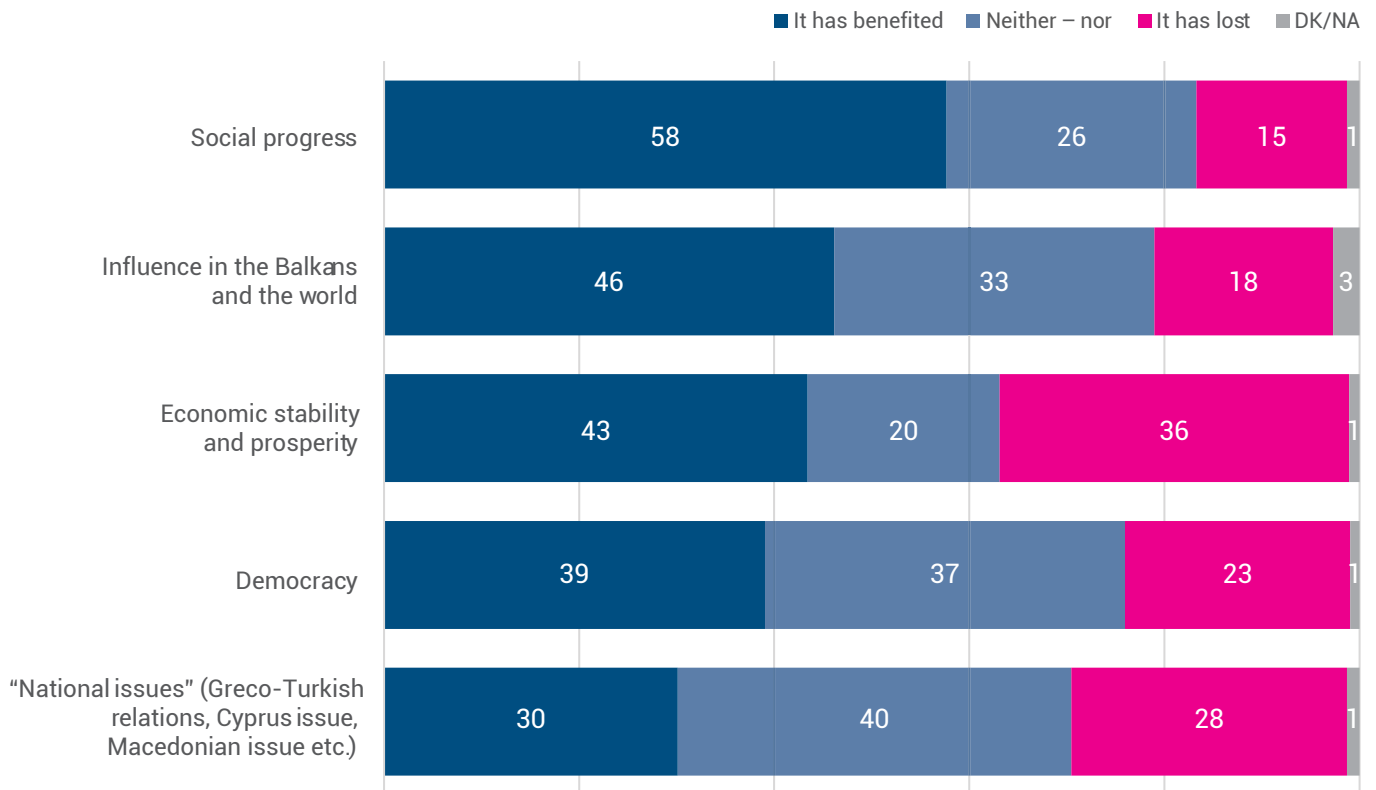
	Left (+ far left)	Center-left	Center	Center-right	Right (+ far right)	DK/NA - None
It has benefited	32	56	75	85	58	28
Neither – nor	26	22	12	7	17	24
It has lost	40	21	13	7	23	44
DK/NA	2	1	-	-	2	4

Party affiliation (Vote in 2019 elections)

	ND	SYRIZA	KINAL	"Smaller Parties"	Abstention / Blank-invalid/ NA
It has benefited	81	48	84	26	46
Neither – nor	9	27	9	21	22
It has lost	9	25	7	50	30
DK/NA	-	1	-	3	2

POLICY AREAS WHERE GREECE BENEFITED/LOST FROM EU MEMBERSHIP

More specifically, in which of the following sectors has Greece benefited or lost from its participation in the European Union?



POLICY AREAS WHERE GREECE BENEFITED/LOST FROM EU MEMBERSHIP

More specifically, in which of the following sectors has Greece benefited or lost from its participation in the European Union?

Gender & Age

		Male	Female	17 - 34	35 - 44	45 - 54	55 - 64	65+
Social progress	It has benefited	58	58	55	59	60	54	60
	Neither – nor	25	26	29	25	24	25	26
	It has lost	17	14	16	15	15	19	12
Influence in the Balkans and the world	It has benefited	49	43	39	45	43	47	54
	Neither – nor	28	37	37	33	36	33	26
	It has lost	21	16	21	19	19	18	16
Economic stability and prosperity	It has benefited	49	38	37	42	42	43	51
	Neither – nor	17	23	21	17	21	19	21
	It has lost	34	38	41	41	36	37	27
Democracy	It has benefited	42	36	34	34	36	38	52
	Neither – nor	33	41	29	45	42	38	29
	It has lost	24	22	36	21	22	24	17
“National issues” (Greco-Turkish relations, Cyprus issue, Macedonian issue etc.)	It has benefited	31	29	25	28	26	30	39
	Neither – nor	39	42	42	43	46	35	37
	It has lost	29	27	33	27	26	35	21

Region (NUTS 1)

		Attica	Northern Greece	Aegean islands & Crete	Central Greece
Social progress	It has benefited	58	58	56	57
	Neither – nor	24	26	35	24
	It has lost	16	15	9	18
Influence in the Balkans and the world	It has benefited	44	47	52	47
	Neither – nor	33	34	33	31
	It has lost	19	17	14	20
Economic stability and prosperity	It has benefited	45	42	48	40
	Neither – nor	18	20	21	21
	It has lost	36	36	30	38
Democracy	It has benefited	40	35	43	41
	Neither – nor	36	39	39	35
	It has lost	23	25	18	23
“National issues” (Greco-Turkish relations, Cyprus issue, Macedonian issue etc.)	It has benefited	29	29	32	32
	Neither – nor	39	41	44	40
	It has lost	31	27	24	27

POLICY AREAS WHERE GREECE BENEFITED/LOST FROM EU MEMBERSHIP

More specifically, in which of the following sectors has Greece benefited or lost from its participation in the European Union?

Education

		Primary	Secondary	Tertiary / Post-graduate
Social progress	It has benefited	46	54	62
	Neither – nor	31	27	24
	It has lost	18	17	13
Influence in the Balkans and the world	It has benefited	39	43	49
	Neither – nor	38	32	33
	It has lost	17	21	16
Economic stability and prosperity	It has benefited	31	40	48
	Neither – nor	28	21	18
	It has lost	39	38	34
Democracy	It has benefited	40	36	42
	Neither – nor	29	37	37
	It has lost	28	25	21
“National issues” (Greco-Turkish relations, Cyprus issue, Macedonian issue etc.)	It has benefited	31	27	32
	Neither – nor	29	41	41
	It has lost	36	29	26

Social class (self-placement)

		Lower	Middle – Lower middle	Upper middle – Upper
Social progress	It has benefited	33	53	69
	Neither – nor	35	29	19
	It has lost	28	16	11
Influence in the Balkans and the world	It has benefited	28	43	56
	Neither – nor	35	36	28
	It has lost	31	19	14
Economic stability and prosperity	It has benefited	24	38	56
	Neither – nor	18	20	19
	It has lost	55	40	25
Democracy	It has benefited	21	36	47
	Neither – nor	39	36	38
	It has lost	36	26	15
“National issues” (Greco-Turkish relations, Cyprus issue, Macedonian issue etc.)	It has benefited	15	26	39
	Neither – nor	34	43	38
	It has lost	46	29	23

POLICY AREAS WHERE GREECE BENEFITED/LOST FROM EU MEMBERSHIP

More specifically, in which of the following sectors has Greece benefited or lost from its participation in the European Union?

Occupation

		Public Servant	Private employee	Self- employed	Pensioner	Unem- ployed	Other
Social progress	It has benefited	60	57	63	57	40	57
	Neither – nor	23	26	21	27	41	25
	It has lost	16	15	16	14	16	17
Influence in the Balkans and the world	It has benefited	42	43	46	54	46	47
	Neither – nor	38	33	33	28	35	32
	It has lost	19	22	20	14	14	17
Economic stability and prosperity	It has benefited	41	41	46	47	34	47
	Neither – nor	20	20	19	19	20	22
	It has lost	39	37	35	33	44	31
Democracy	It has benefited	31	36	44	45	26	46
	Neither – nor	43	41	31	32	42	35
	It has lost	26	22	24	20	29	19
“National issues” (Gre- co-Turkish relations, Cy- prus issue, Macedonian issue etc.)	It has benefited	28	25	30	35	26	39
	Neither – nor	37	46	44	35	36	40
	It has lost	33	28	26	28	36	21

Financial Status

		I do not make ends meet & I make ends meet with great difficulty	I make ends meet but I do not save	I am financially comfortable
Social progress	It has benefited	44	67	76
	Neither – nor	30	23	19
	It has lost	25	9	4
Influence in the Balkans and the world	It has benefited	33	55	62
	Neither – nor	38	30	26
	It has lost	26	13	7
Economic stability and prosperity	It has benefited	26	55	69
	Neither – nor	20	21	13
	It has lost	53	24	16
Democracy	It has benefited	26	48	56
	Neither – nor	37	37	34
	It has lost	35	15	9
“National issues” (Gre- co-Turkish relations, Cy- prus issue, Macedonian issue etc.)	It has benefited	19	38	45
	Neither – nor	38	42	42
	It has lost	41	20	13

POLICY AREAS WHERE GREECE BENEFITED/LOST FROM EU MEMBERSHIP

More specifically, in which of the following sectors has Greece benefited or lost from its participation in the European Union?

Ideology

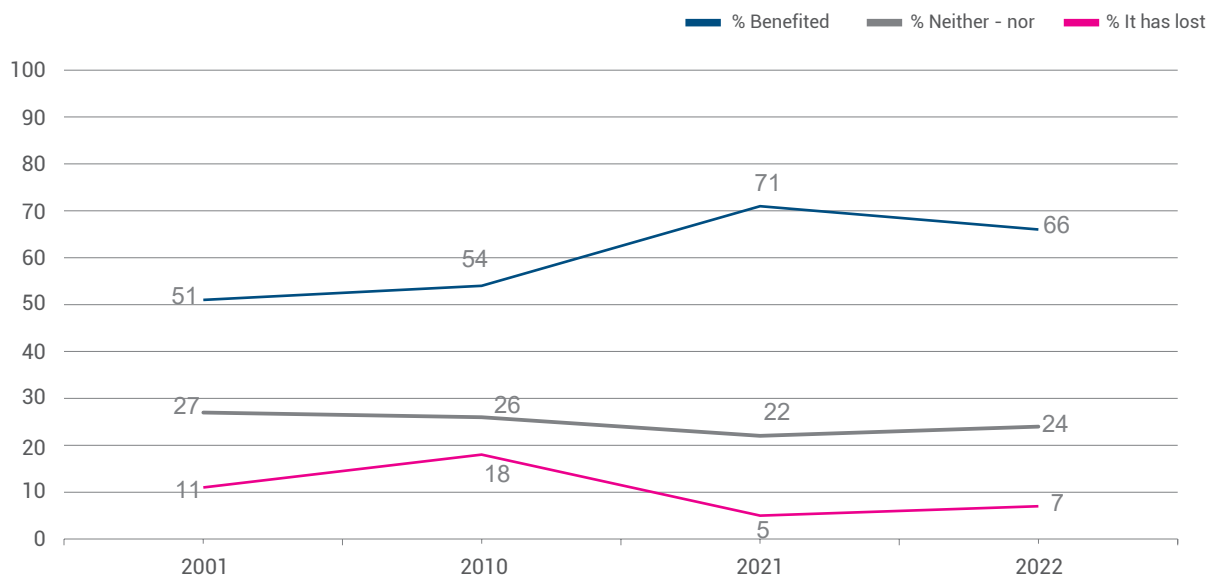
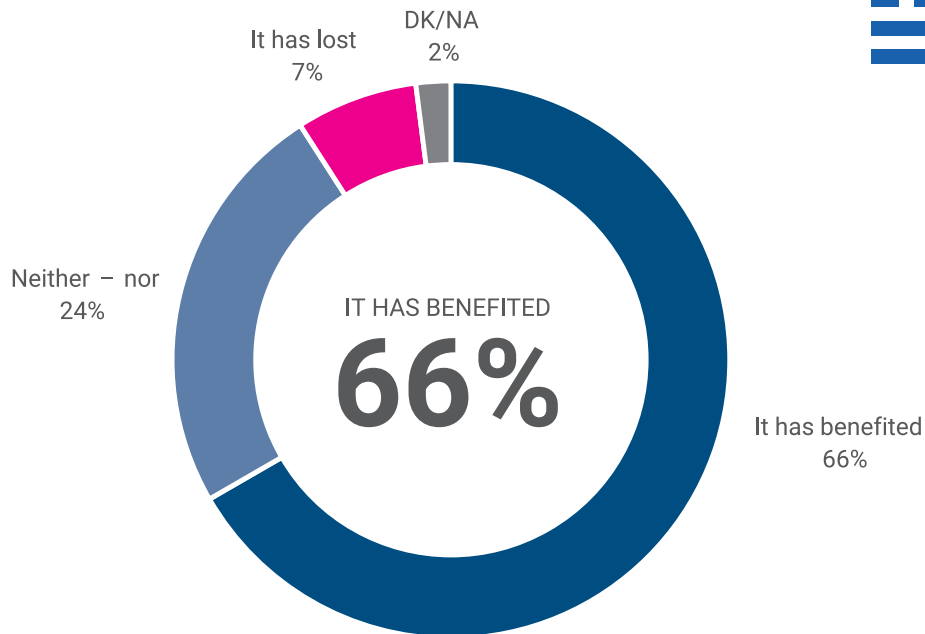
		Left (+ far left)	Center-left	Center	Center-right	Right (+ far right)	DK/NA - None
Social progress	It has benefited	40	59	72	77	56	30
	Neither – nor	36	27	21	14	25	34
	It has lost	23	12	7	9	16	33
Influence in the Balkans and the world	It has benefited	29	47	62	63	39	27
	Neither – nor	47	37	23	26	34	25
	It has lost	22	14	13	9	22	41
Economic stability and prosperity	It has benefited	15	39	60	70	50	19
	Neither – nor	26	18	18	16	20	22
	It has lost	58	42	22	14	27	56
Democracy	It has benefited	24	36	52	58	38	17
	Neither – nor	39	41	35	33	39	32
	It has lost	36	22	12	9	22	48
“National issues” (Gre- co-Turkish relations, Cy- prus issue, Macedonian issue etc.)	It has benefited	12	25	41	49	33	17
	Neither – nor	43	44	40	35	43	34
	It has lost	45	29	18	15	23	45

Party affiliation (Vote in 2019 elections)

		ND	SYRIZA	KINAL	"Smaller Parties"	Abstention / Blank-inval- id/NA
Social progress	It has benefited	74	53	76	33	47
	Neither – nor	18	30	20	32	31
	It has lost	7	15	4	34	20
Influence in the Balkans and the world	It has benefited	62	41	68	19	40
	Neither – nor	26	39	23	40	34
	It has lost	9	16	9	39	24
Economic stability and prosperity	It has benefited	69	25	68	20	32
	Neither – nor	15	25	14	20	25
	It has lost	16	48	18	60	40
Democracy	It has benefited	56	34	52	18	26
	Neither – nor	35	39	40	33	42
	It has lost	9	25	7	49	31
“National issues” (Gre- co-Turkish relations, Cy- prus issue, Macedonian issue etc.)	It has benefited	47	20	44	12	24
	Neither – nor	38	46	38	38	39
	It has lost	14	31	17	50	35

HAS THE EU BENEFITED FROM GREEK MEMBERSHIP?

On the other hand, do you think that the E.U. benefited or not from Greece's membership?



HAS THE EU BENEFITED FROM GREEK MEMBERSHIP?

On the other hand, do you think that the E.U. benefited or not from Greece's membership?

Gender & Age

	Male	Female	17 - 34	35 - 44	45 - 54	55 - 64	65+
It has benefited	63	68	56	59	64	70	75
Neither – nor	25	24	31	29	26	22	17
It has lost	9	5	14	8	8	5	4
DK/NA	3	2	-	3	2	3	3

Region (NUTS 1)

	Attica	Northern Greece	Aegean islands & Crete	Central Greece
It has benefited	67	64	63	68
Neither – nor	24	26	25	23
It has lost	7	7	8	8
DK/NA	2	3	4	1

Education

	Primary	Secondary	Tertiary / Post-graduate
It has benefited	66	69	64
Neither – nor	21	21	27
It has lost	9	7	7
DK/NA	4	3	2

HAS THE EU BENEFITED FROM GREEK MEMBERSHIP?

On the other hand, do you think that the E.U. benefited or not from Greece's membership?

Social class (self-placement)

	Lower	Middle – Lower middle	Upper middle – Upper
It has benefited	61	63	71
Neither – nor	20	27	22
It has lost	15	7	6
DK/NA	4	3	2

Occupation

	Public Servant	Private employee	Self- employed	Pensioner	Unem- ployed	Other
It has benefited	61	64	62	75	65	70
Neither – nor	30	26	25	18	27	22
It has lost	7	8	9	5	8	6
DK/NA	2	3	4	3	-	1

Financial Status

	I do not make ends meet & I make ends meet with great difficulty	I make ends meet but I do not save	I am financially comfortable
It has benefited	65	68	65
Neither – nor	24	24	25
It has lost	9	6	6
DK/NA	2	3	4

HAS THE EU BENEFITED FROM GREEK MEMBERSHIP?

On the other hand, do you think that the E.U. benefited or not from Greece's membership?

Ideology

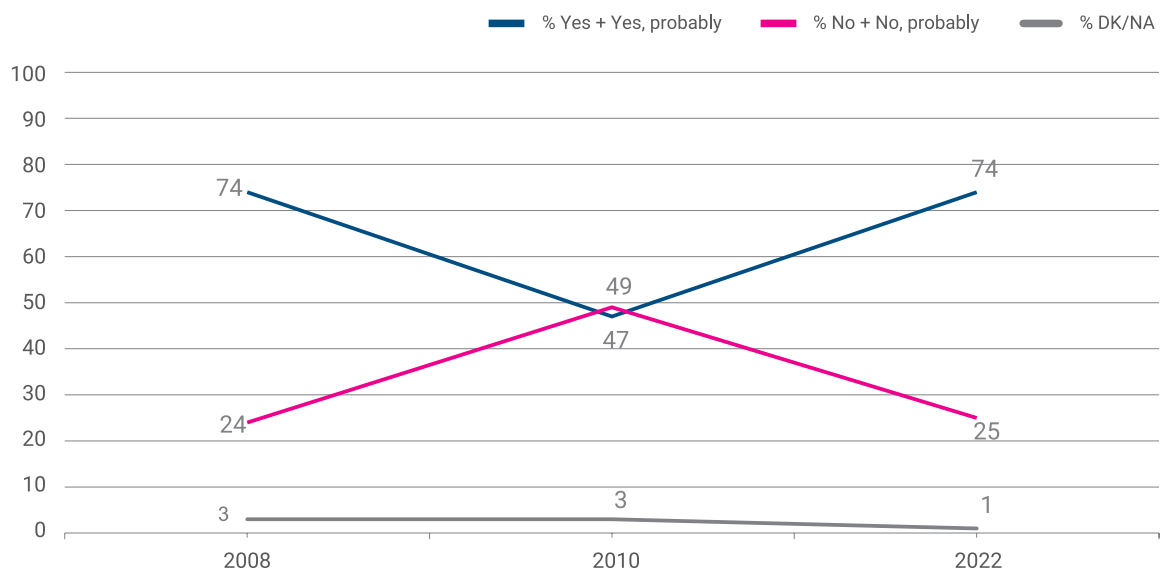
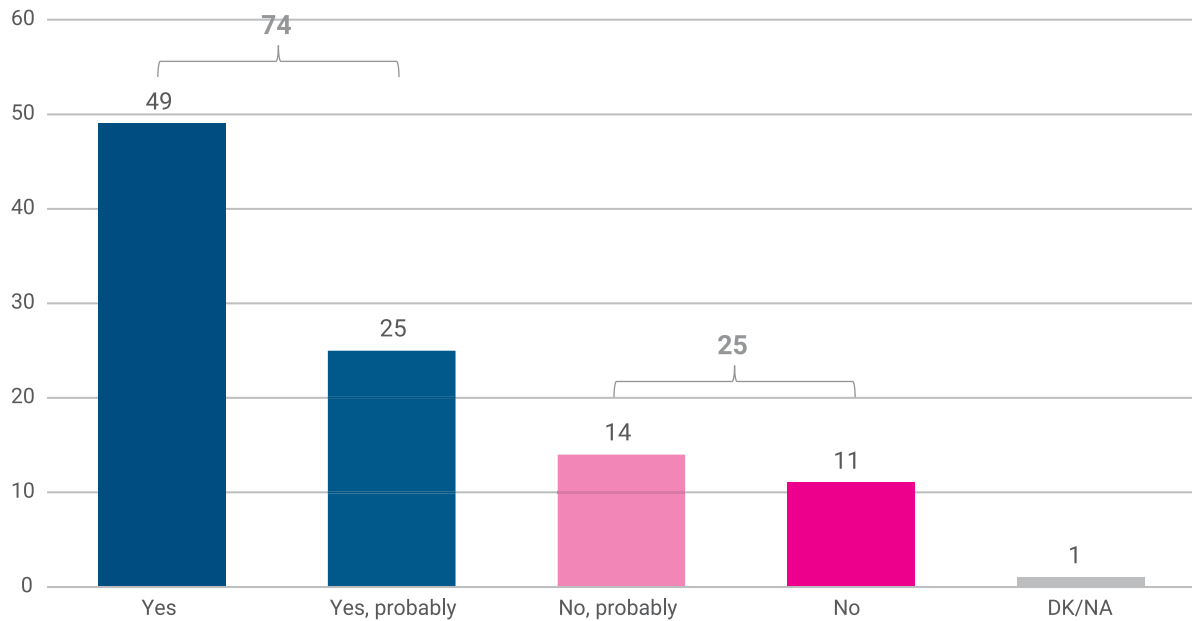
	Left (+ far left)	Center-left	Center	Center-right	Right (+ far right)	DK/NA - None
It has benefited	62	64	70	69	60	72
Neither – nor	29	31	20	23	25	14
It has lost	6	3	7	7	13	11
DK/NA	3	2	4	1	3	3

Party affiliation (Vote in 2019 elections)

	ND	SYRIZA	KINAL	"Smaller Parties"	Abstention / Blank-invalid/ NA
It has benefited	69	61	75	67	62
Neither – nor	22	32	20	19	23
It has lost	7	5	3	12	10
DK/NA	1	2	2	3	4

DOES GREECE BELONG TO EUROPE?

Do you feel that Greece belongs in today's EU?



DOES GREECE BELONG TO EUROPE?

Do you feel that Greece belongs in today's EU?

Gender & Age

	Male	Female	17 - 34	35 - 44	45 - 54	55 - 64	65+
Yes	48	50	41	44	47	48	60
Yes, probably	27	23	24	25	28	26	22
No, probably	14	15	17	19	14	13	9
No	11	12	18	11	11	11	8
DK/NA	1	1	-	1	-	2	-

Region (NUTS 1)

	Attica	Northern Greece	Aegean islands & Crete	Central Greece
Yes	52	47	49	45
Yes, probably	23	26	27	26
No, probably	13	17	13	14
No	11	8	11	15
DK/NA	1	1	1	-

Education

	Primary	Secondary	Tertiary / Post-graduate
Yes	53	46	51
Yes, probably	27	25	25
No, probably	8	15	14
No	11	13	10
DK/NA	1	1	-

DOES GREECE BELONG TO EUROPE?

Do you feel that Greece belongs in today's EU?

Social class (self-placement)

	Lower	Middle – Lower middle	Upper middle – Upper
Yes	33	44	59
Yes, probably	30	26	22
No, probably	14	16	11
No	21	12	8
DK/NA	2	1	-

Occupation

	Public Servant	Private employee	Self- employed	Pensioner	Unem- ployed	Other
Yes	41	43	50	58	48	54
Yes, probably	31	27	21	22	26	25
No, probably	18	14	18	10	12	9
No	9	15	10	10	11	13
DK/NA	1	1	-	-	3	-

Financial Status

	I do not make ends meet & I make ends meet with great difficulty	I make ends meet but I do not save	I am financially comfortable
Yes	35	56	70
Yes, probably	25	26	22
No, probably	22	10	3
No	17	8	5
DK/NA	1	-	-

DOES GREECE BELONG TO EUROPE?

Do you feel that Greece belongs in today's EU?

Ideology

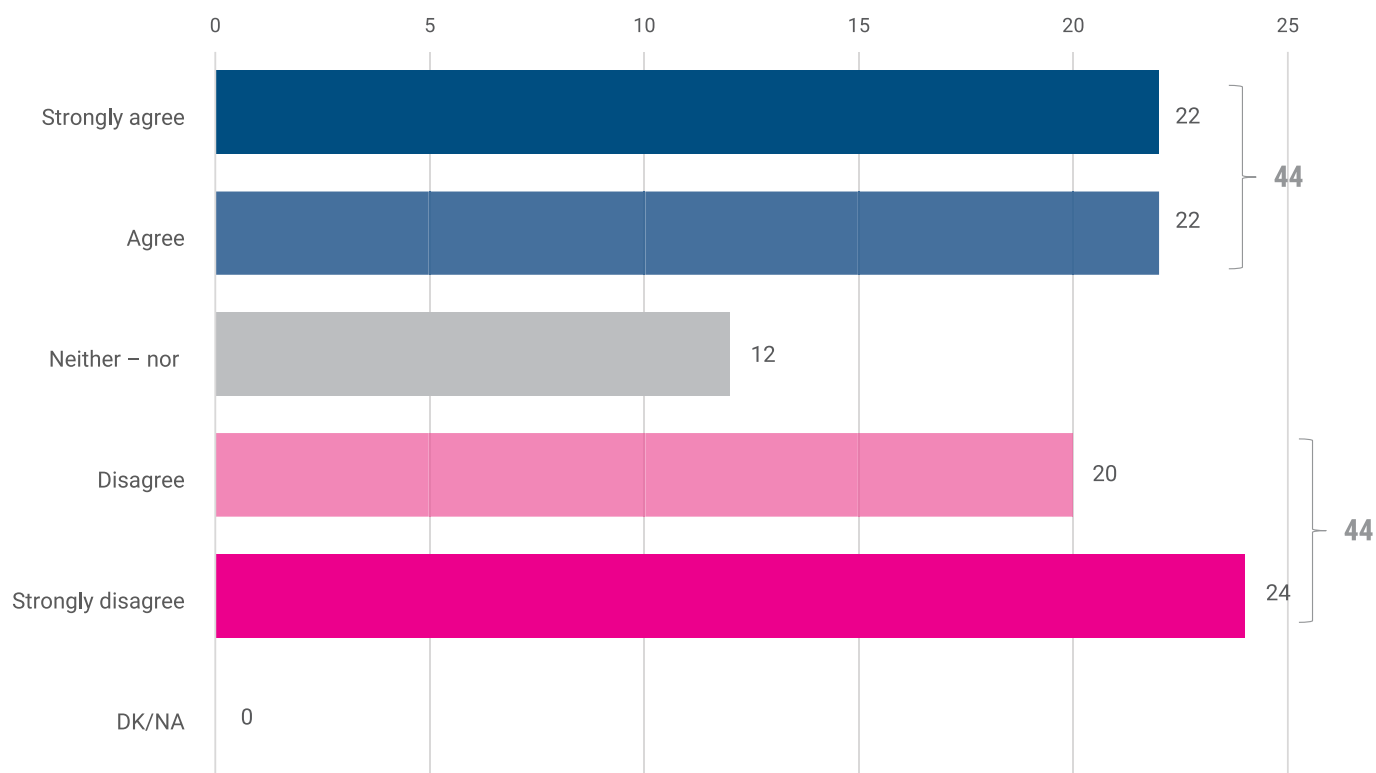
	Left (+ far left)	Center-left	Center	Center-right	Right (+ far right)	DK/NA - None
Yes	30	42	59	73	54	30
Yes, probably	32	29	27	17	18	26
No, probably	23	20	10	5	12	12
No	14	8	4	5	16	29
DK/NA	1	1	-	-	-	3

Party affiliation (Vote in 2019 elections)

	ND	SYRIZA	KINAL	"Smaller Parties"	Abstention / Blank-invalid/NA
Yes	70	37	65	27	38
Yes, probably	20	31	21	25	29
No, probably	6	21	11	20	16
No	4	10	3	28	15
DK/NA	-	1	-	-	2

IS GREECE AN EQUAL PARTNER WITHIN THE EU?

Do you agree or disagree with the following view?



IS GREECE AN EQUAL PARTNER WITHIN THE EU?

Do you agree or disagree with the following view?

Gender & Age

	Male	Female	17 - 34	35 - 44	45 - 54	55 - 64	65+
Strongly agree	21	22	16	21	20	20	29
Agree	25	19	17	19	21	23	26
Neither – nor	12	12	12	14	15	11	7
Disagree	20	21	18	24	23	21	16
Strongly disagree	22	27	38	23	21	24	20
DK/NA	1	-	-	-	-	1	1

Region (NUTS 1)

	Attica	Northern Greece	Aegean islands & Crete	Central Greece
Strongly agree	22	19	27	21
Agree	25	19	22	20
Neither – nor	11	14	10	10
Disagree	17	26	17	21
Strongly disagree	24	22	24	27
DK/NA	-	1	1	-

Education

	Primary	Secondary	Tertiary / Post-graduate
Strongly agree	31	22	20
Agree	13	19	24
Neither – nor	4	11	13
Disagree	13	22	20
Strongly disagree	35	25	22
DK/NA	4	1	-

IS GREECE AN EQUAL PARTNER WITHIN THE EU?

Do you agree or disagree with the following view?

Social class (self-placement)

	Lower	Middle – Lower middle	Upper middle – Upper
Strongly agree	11	18	29
Agree	10	20	26
Neither – nor	8	14	10
Disagree	18	24	15
Strongly disagree	51	23	19
DK/NA	3	-	-

Occupation

	Public Servant	Private employee	Self- employed	Pensioner	Unem- ployed	Other
Strongly agree	16	19	22	27	15	30
Agree	20	23	22	25	15	17
Neither – nor	19	11	10	9	14	9
Disagree	25	20	21	18	20	18
Strongly disagree	21	26	25	20	35	25
DK/NA	-	-	-	1	1	2

Financial Status

	I do not make ends meet & I make ends meet with great difficulty	I make ends meet but I do not save	I am financially comfortable
Strongly agree	14	27	30
Agree	12	29	30
Neither – nor	13	11	10
Disagree	26	15	18
Strongly disagree	34	18	11
DK/NA	1	-	-

IS GREECE AN EQUAL PARTNER WITHIN THE EU?

Do you agree or disagree with the following view?

Ideology

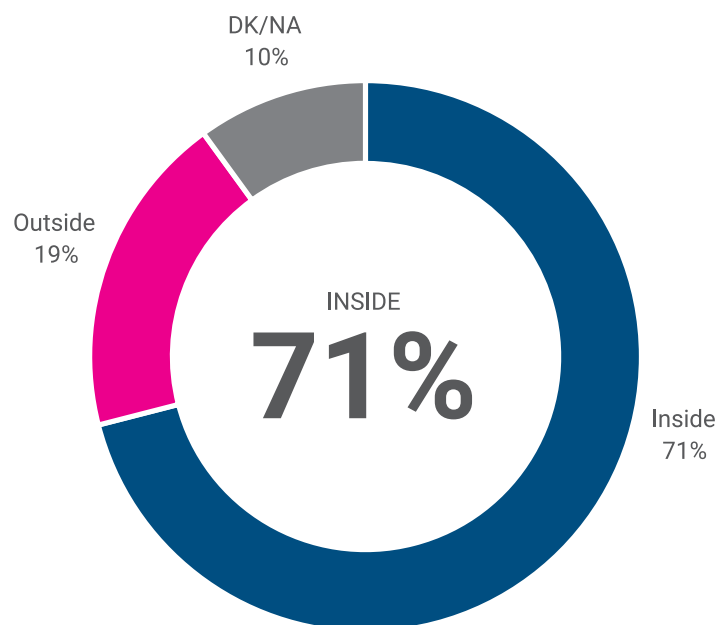
	Left (+ far left)	Center-left	Center	Center-right	Right (+ far right)	DK/NA - None
Strongly agree	6	11	33	38	31	12
Agree	13	21	29	34	19	7
Neither – nor	11	15	10	9	9	16
Disagree	30	31	15	10	13	18
Strongly disagree	41	21	13	9	27	45
DK/NA	1	-	-	-	1	2

Party affiliation (Vote in 2019 elections)

	ND	SYRIZA	KINAL	"Smaller Parties"	Abstention / Blank-invalid/ NA
Strongly agree	38	10	28	9	16
Agree	31	15	39	9	18
Neither – nor	11	15	11	8	14
Disagree	10	33	16	23	21
Strongly disagree	10	27	6	52	30
DK/NA	-	1	-	-	1

THE FUTURE OF GREECE: BETTER IN or OUT OF THE EU?

Is the future of Greece better inside or outside the EU?



THE FUTURE OF GREECE: BETTER IN or OUT OF THE EU?

Is the future of Greece better inside or outside the EU?

Gender & Age

	Male	Female	17 - 34	35 - 44	45 - 54	55 - 64	65+
Inside	70	72	64	70	70	70	79
Outside	21	17	26	18	21	19	13
DK/NA	9	10	10	12	9	11	8

Region (NUTS 1)

	Attica	Northern Greece	Aegean islands & Crete	Central Greece
Inside	72	70	74	70
Outside	18	19	18	21
DK/NA	10	11	8	9

Education

	Primary	Secondary	Tertiary / Post-graduate
Inside	74	67	74
Outside	20	22	16
DK/NA	6	11	10

Social class (self-placement)

	Lower	Middle – Lower middle	Upper middle – Upper
Inside	51	67	81
Outside	30	22	13
DK/NA	19	11	6

THE FUTURE OF GREECE: BETTER IN or OUT OF THE EU?

Is the future of Greece better inside or outside the EU?

Occupation

	Public Servant	Private employee	Self- employed	Pensioner	Unem- ployed	Other
Inside	74	67	72	74	65	74
Outside	16	21	20	17	24	16
DK/NA	10	11	8	10	11	10

Financial Status

	I do not make ends meet & I make ends meet with great difficulty	I make ends meet but I do not save	I am financially comfortable
Inside	57	81	88
Outside	30	12	6
DK/NA	13	7	6

Ideology

	Left (+ far left)	Center-left	Center	Center- right	Right (+ far right)	DK/NA - None
Inside	50	74	87	88	71	45
Outside	31	17	6	7	26	36
DK/NA	19	9	7	4	3	19

Party affiliation (Vote in 2019 elections)

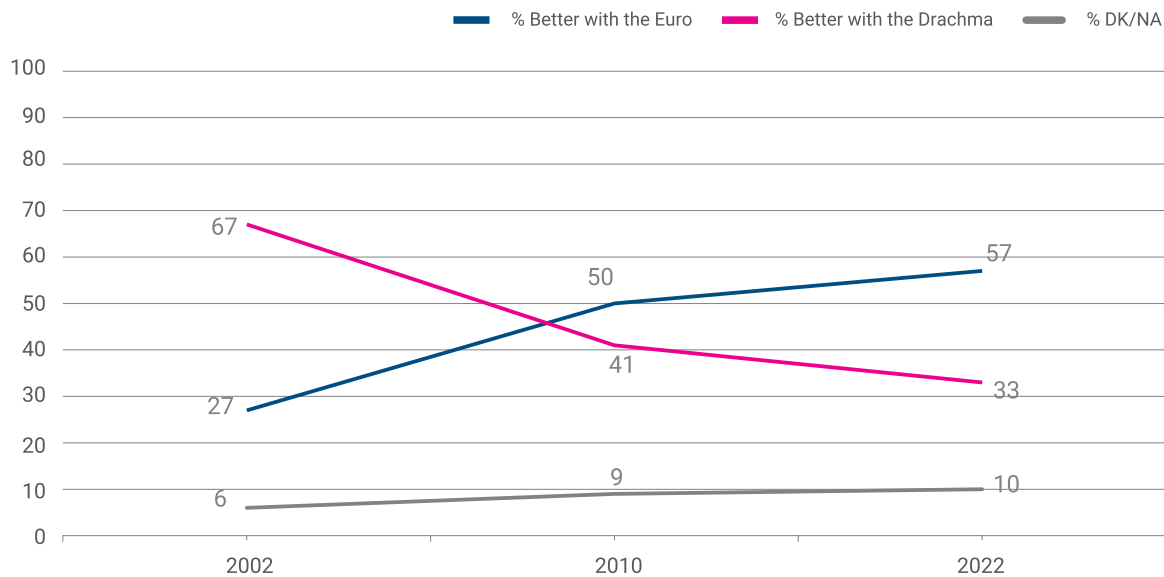
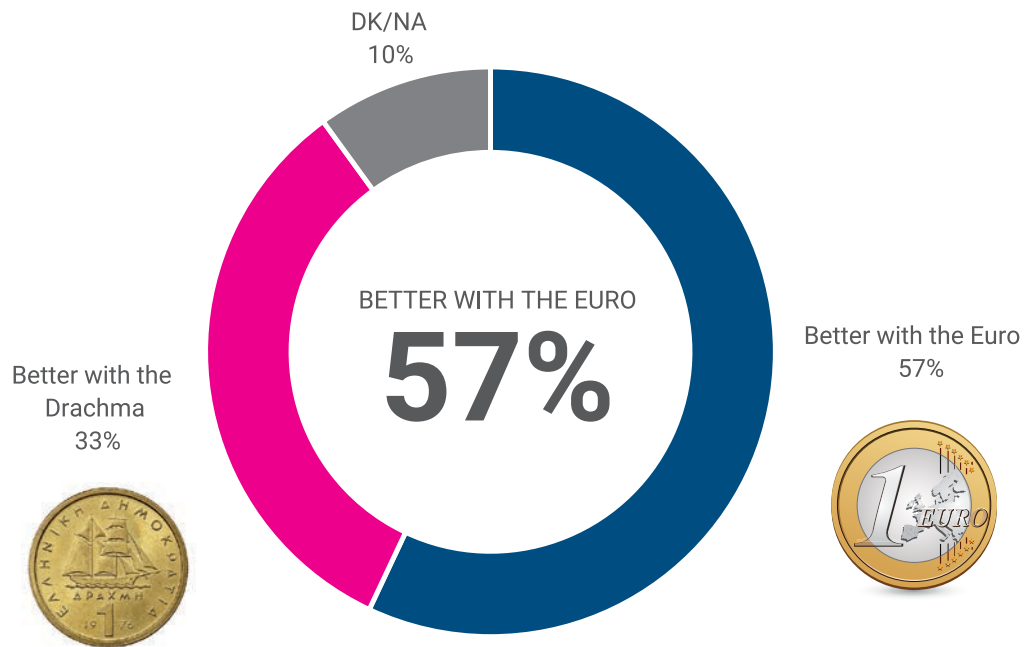
	ND	SYRIZA	KINAL	"Smaller Parties"	Abstention / Blank-inval- id/NA
Inside	89	71	92	36	59
Outside	7	17	6	48	23
DK/NA	4	12	2	16	18

SECTION 3

Greece in the EMU / Appeal of Grexit in 2022

BETTER WITH THE EURO or WITH THE DRACHMA?

Are you satisfied with Greece using the Euro or you think that things would be better if we had kept the Drachma as our official currency?



BETTER WITH THE EURO or WITH THE DRACHMA?

Are you satisfied with Greece using the Euro or you think that things would be better if we had kept the Drachma as our official currency?

Gender & Age

	Male	Female	17 - 34	35 - 44	45 - 54	55 - 64	65+
Better with the Euro	59	55	49	55	53	57	66
Better with the Drachma	32	35	42	34	37	33	25
DK/NA	10	10	9	11	10	10	9

Region (NUTS 1)

	Attica	Northern Greece	Aegean islands & Crete	Central Greece
Better with the Euro	59	53	61	55
Better with the Drachma	32	37	31	33
DK/NA	9	10	8	12

Education

	Primary	Secondary	Tertiary / Post-graduate
Better with the Euro	46	55	59
Better with the Drachma	44	38	29
DK/NA	10	8	11

Social class (self-placement)

	Lower	Middle – Lower middle	Upper middle – Upper
Better with the Euro	29	52	69
Better with the Drachma	62	37	23
DK/NA	9	11	8

BETTER WITH THE EURO or WITH THE DRACHMA?

Are you satisfied with Greece using the Euro or you think that things would be better if we had kept the Drachma as our official currency?

Occupation

	Public Servant	Private employee	Self- employed	Pensioner	Unem- ployed	Other
Better with the Euro	53	54	59	61	48	61
Better with the Drachma	36	38	30	28	38	32
DK/NA	11	8	11	10	13	7

Financial Status

	I do not make ends meet & I make ends meet with great difficulty	I make ends meet but I do not save	I am financially comfortable
Better with the Euro	40	67	81
Better with the Drachma	48	24	16
DK/NA	12	9	3

Ideology

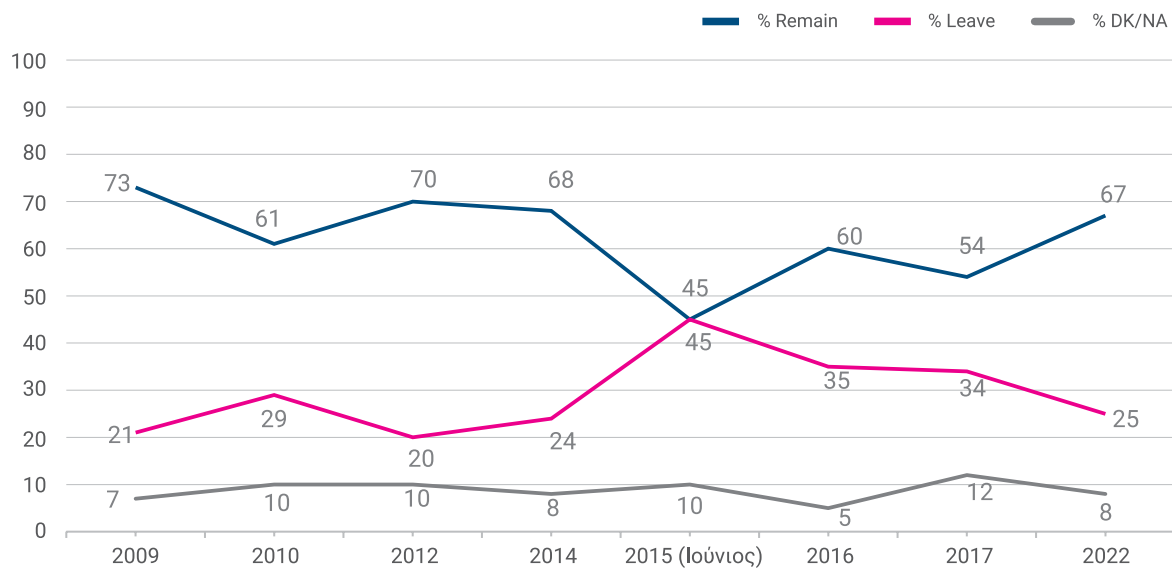
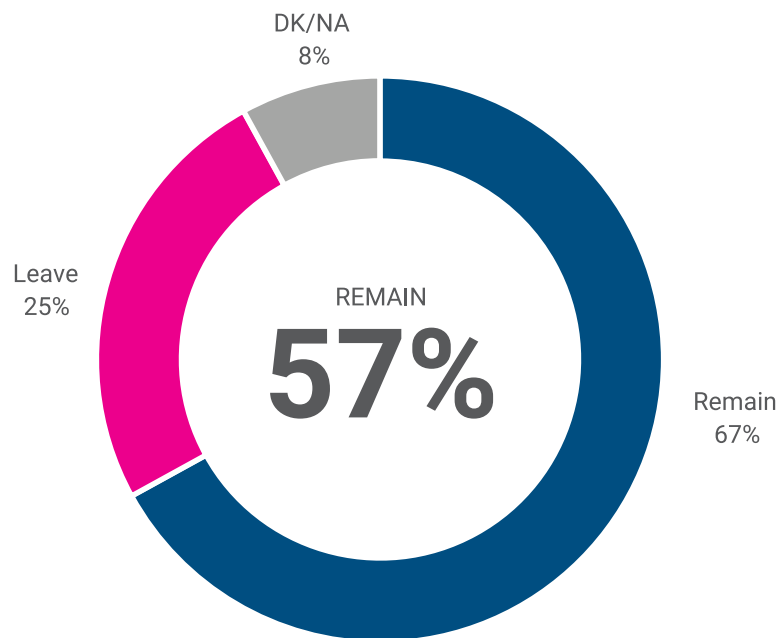
	Left (+ far left)	Center-left	Center	Center- right	Right (+ far right)	DK/NA - None
Better with the Euro	33	55	76	80	55	29
Better with the Drachma	52	34	14	15	40	56
DK/NA	15	11	9	6	5	15

Party affiliation (Vote in 2019 elections)

	ND	SYRIZA	KINAL	"Smaller Parties"	Abstention / Blank-inval- id/NA
Better with the Euro	81	48	87	22	42
Better with the Drachma	15	39	11	69	35
DK/NA	5	13	3	9	23

VOTING INTENTION IN A REFERENDUM ON THE EURO

If tomorrow Greece had a referendum on whether the country should remain or leave the European Monetary Union, what would you vote?



VOTING INTENTION IN A REFERENDUM ON THE EURO

If tomorrow Greece had a referendum on whether the country should remain or leave the European Monetary Union, what would you vote?

Gender & Age

	Male	Female	17 - 34	35 - 44	45 - 54	55 - 64	65+
Remain	68	66	56	66	64	69	75
Leave	26	24	32	26	28	23	19
DK/NA	6	10	12	8	7	9	7

Region (NUTS 1)

	Attica	Northern Greece	Aegean islands & Crete	Central Greece
Remain	69	66	65	67
Leave	24	27	25	25
DK/NA	7	8	11	8

Education

	Primary	Secondary	Tertiary / Post-graduate
Remain	52	64	71
Leave	36	28	21
DK/NA	12	8	8

Social class (self-placement)

	Lower	Middle – Lower middle	Upper middle – Upper
Remain	40	63	78
Leave	43	30	15
DK/NA	16	8	7

VOTING INTENTION IN A REFERENDUM ON THE EURO

If tomorrow Greece had a referendum on whether the country should remain or leave the European Monetary Union, what would you vote?

Occupation

	Public Servant	Private employee	Self- employed	Pensioner	Unem- ployed	Other
Remain	66	64	67	74	59	65
Leave	26	29	25	20	28	23
DK/NA	8	7	8	6	13	12

Financial Status

	I do not make ends meet & I make ends meet with great difficulty	I make ends meet but I do not save	I am financially comfortable
Remain	51	78	85
Leave	39	16	8
DK/NA	10	6	7

Ideology

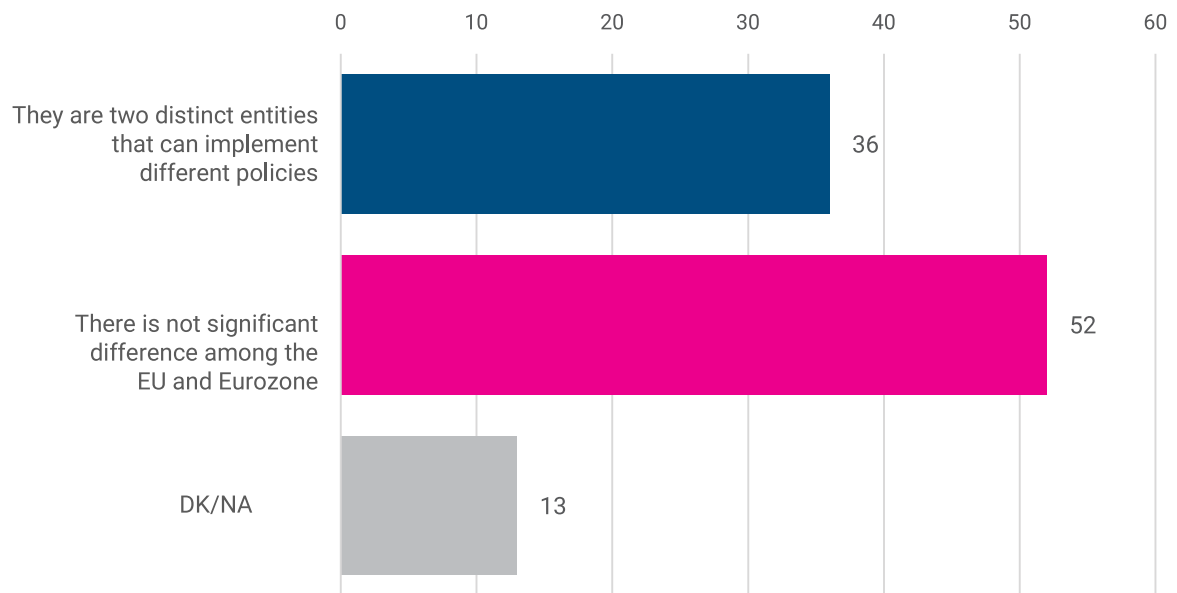
	Left (+ far left)	Center-left	Center	Center- right	Right (+ far right)	DK/NA - None
Remain	47	68	85	86	63	41
Leave	38	25	10	11	32	44
DK/NA	15	7	6	4	5	15

Party affiliation (Vote in 2019 elections)

	ND	SYRIZA	KINAL	"Smaller Parties"	Abstention / Blank-inval- id/NA
Remain	86	65	91	29	57
Leave	10	25	7	59	29
DK/NA	4	10	1	12	14

PERCEPTION OF THE RELATIONSHIP BETWEEN THE EU AND THE EUROZONE

What is your view on the relationship between the EU and the Eurozone?



PERCEPTION OF THE RELATIONSHIP BETWEEN THE EU AND THE EUROZONE

What is your view on the relationship between the EU and the Eurozone?

Gender & Age

	Male	Female	17 - 34	35 - 44	45 - 54	55 - 64	65+
They are two distinct entities that can implement different policies	38	34	41	38	39	31	33
There is not significant difference among the EU and Eurozone	52	51	51	50	49	54	53
DK/NA	10	15	8	12	12	14	15

Region (NUTS 1)

	Attica	Northern Greece	Aegean islands & Crete	Central Greece
They are two distinct entities that can implement different policies	35	38	35	35
There is not significant difference among the EU and Eurozone	54	46	51	55
DK/NA	12	16	14	10

Education

	Primary	Secondary	Tertiary / Post-graduate
They are two distinct entities that can implement different policies	28	30	41
There is not significant difference among the EU and Eurozone	52	56	48
DK/NA	20	14	11

Social class (self-placement)

	Lower	Middle – Lower middle	Upper middle – Upper
They are two distinct entities that can implement different policies	24	37	38
There is not significant difference among the EU and Eurozone	61	51	50
DK/NA	16	12	12

PERCEPTION OF THE RELATIONSHIP BETWEEN THE EU AND THE EUROZONE

What is your view on the relationship between the EU and the Eurozone?

Occupation

	Public Servant	Private employee	Self- employed	Pensioner	Unem- ployed	Other
They are two distinct entities that can implement different policies	43	34	33	37	30	34
There is not significant difference among the EU and Eurozone	43	51	56	50	63	50
DK/NA	14	14	10	13	8	16

Financial Status

	I do not make ends meet & I make ends meet with great difficulty	I make ends meet but I do not save	I am financially comfortable
They are two distinct entities that can implement different policies	30	39	45
There is not significant difference among the EU and Eurozone	57	49	41
DK/NA	13	12	14

Ideology

	Left (+ far left)	Center-left	Center	Center- right	Right (+ far right)	DK/NA - None
They are two distinct entities that can implement different policies	32	38	38	43	26	30
There is not significant difference among the EU and Eurozone	59	51	49	47	58	46
DK/NA	9	11	13	11	16	25

Party affiliation (Vote in 2019 elections)

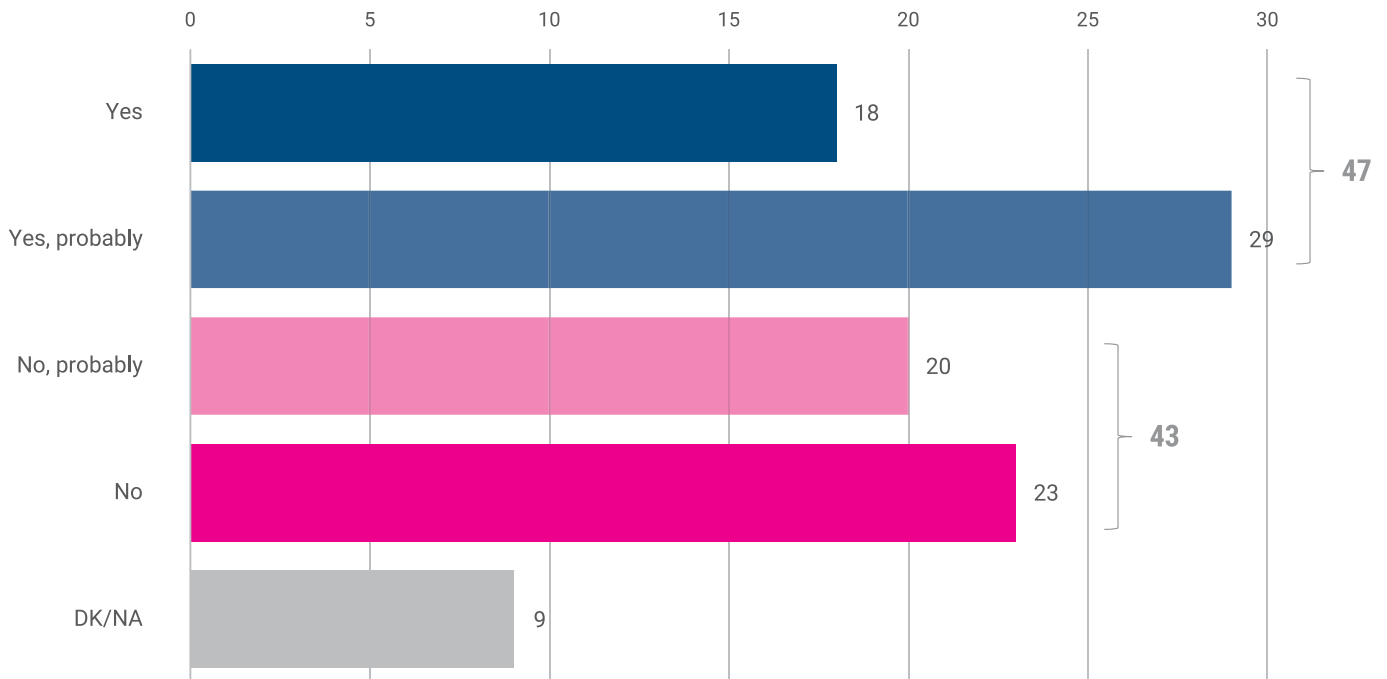
	ND	SYRIZA	KINAL	"Smaller Parties"	Abstention / Blank-inval- id/NA
They are two distinct entities that can implement different policies	40	39	45	24	29
There is not significant difference among the EU and Eurozone	46	50	51	67	50
DK/NA	15	11	4	9	22

SECTION 4

The future EU / Enlargement and deepening

STANCE ON A POTENTIAL EU EXPANSION WITH THE ADMISSION OF NEW MEMBERS

In general, do you think that the EU should expand geographically and accept new member states?



STANCE ON A POTENTIAL EU EXPANSION WITH THE ADMISSION OF NEW MEMBERS

In general, do you think that the EU should expand geographically and accept new member states?

Gender & Age

	Male	Female	17 - 34	35 - 44	45 - 54	55 - 64	65+
Yes	16	20	22	19	19	14	21
Yes, probably	30	28	26	24	28	30	35
No, probably	22	19	15	20	22	23	19
No	25	21	29	24	21	25	19
DK/NA	7	11	9	12	10	8	6

Region (NUTS 1)

	Attica	Northern Greece	Aegean islands & Crete	Central Greece
Yes	18	17	20	20
Yes, probably	30	30	28	26
No, probably	22	20	14	22
No	23	23	25	23
DK/NA	7	11	12	9

Education

	Primary	Secondary	Tertiary / Post-graduate
Yes	25	18	18
Yes, probably	21	29	30
No, probably	15	18	23
No	33	24	22
DK/NA	6	10	8

STANCE ON A POTENTIAL EU EXPANSION WITH THE ADMISSION OF NEW MEMBERS

In general, do you think that the EU should expand geographically and accept new member states?

Social class (self-placement)

	Lower	Middle – Lower middle	Upper middle – Upper
Yes	16	17	20
Yes, probably	24	30	29
No, probably	11	20	23
No	35	23	21
DK/NA	14	10	6

Occupation

	Public Servant	Private employee	Self- employed	Pensioner	Unem- ployed	Other
Yes	20	15	16	20	19	25
Yes, probably	30	27	27	35	25	27
No, probably	18	21	25	20	15	18
No	21	27	24	18	24	25
DK/NA	11	10	8	6	17	5

Financial Status

	I do not make ends meet & I make ends meet with great difficulty	I make ends meet but I do not save	I am financially comfortable
Yes	14	22	22
Yes, probably	25	33	29
No, probably	18	22	25
No	30	17	21
DK/NA	13	6	5

STANCE ON A POTENTIAL EU EXPANSION WITH THE ADMISSION OF NEW MEMBERS

In general, do you think that the EU should expand geographically and accept new member states?

Ideology

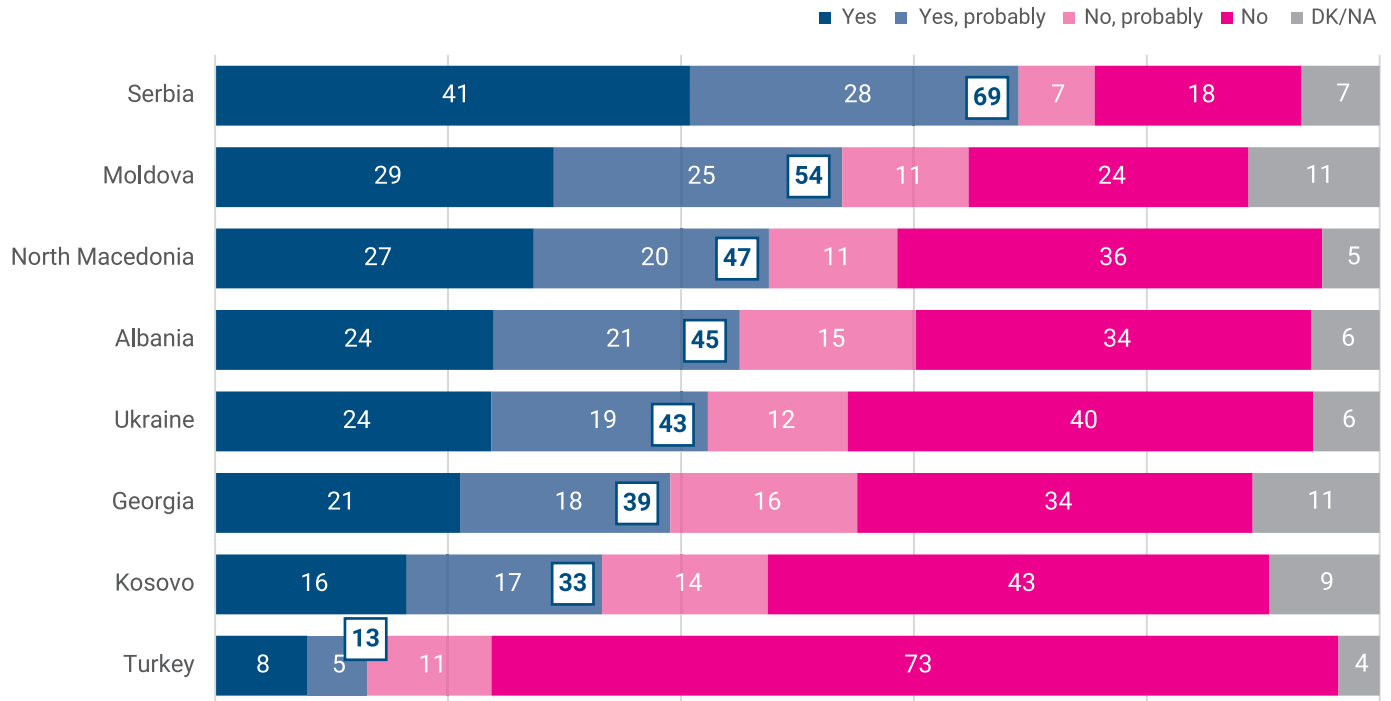
	Left (+ far left)	Center-left	Center	Center- right	Right (+ far right)	DK/NA - None
Yes	13	17	24	19	22	14
Yes, probably	31	34	32	31	19	20
No, probably	15	22	23	26	21	11
No	32	15	14	18	34	36
DK/NA	9	12	7	6	3	19

Party affiliation (Vote in 2019 elections)

	ND	SYRIZA	KINAL	"Smaller Parties"	Abstention / Blank-invalid/ NA
Yes	22	17	28	9	19
Yes, probably	29	33	36	23	23
No, probably	25	20	21	15	16
No	18	19	11	41	28
DK/NA	5	10	4	12	14

STANCE ON POTENTIAL ADMISSION OF NEW EU MEMBERS – PER COUNTRY

More specifically, do you think that each of the following countries should become a member of the EU or not?



STANCE ON POTENTIAL ADMISSION OF NEW EU MEMBERS – PER COUNTRY

More specifically, do you think that each of the following countries should become a member of the EU or not?

Gender & Age

		Male	Female	17 - 34	35 - 44	45 - 54	55 - 64	65+
Serbia	Yes & Yes, probably	69	69	72	64	70	68	71
	No & No, probably	26	23	23	28	24	25	22
Moldova	Yes & Yes, probably	54	53	57	49	56	50	58
	No & No, probably	37	32	37	39	35	37	28
North Macedonia	Yes & Yes, probably	51	44	45	43	44	49	55
	No & No, probably	46	49	53	50	52	46	40
Albania	Yes & Yes, probably	46	44	44	38	41	45	56
	No & No, probably	50	48	52	54	54	49	39
Ukraine	Yes & Yes, probably	38	47	43	37	39	38	54
	No & No, probably	57	47	54	55	57	55	40
Georgia	Yes & Yes, probably	40	39	41	37	38	35	46
	No & No, probably	53	47	52	50	53	54	41
Kosovo	Yes & Yes, probably	31	36	33	30	30	31	42
	No & No, probably	64	51	61	60	62	59	46
Turkey	Yes & Yes, probably	12	14	14	11	11	12	17
	No & No, probably	85	81	84	85	86	84	79

Region (NUTS 1)

		Attica	Northern Greece	Aegean islands & Crete	Central Greece
Serbia	Yes & Yes, probably	65	73	73	70
	No & No, probably	28	20	20	25
Moldova	Yes & Yes, probably	52	57	55	54
	No & No, probably	36	32	34	37
North Macedonia	Yes & Yes, probably	47	45	46	48
	No & No, probably	46	51	48	45
Albania	Yes & Yes, probably	43	49	45	43
	No & No, probably	51	44	49	51
Ukraine	Yes & Yes, probably	43	40	46	43
	No & No, probably	53	54	46	51
Georgia	Yes & Yes, probably	39	40	39	37
	No & No, probably	50	48	49	52
Kosovo	Yes & Yes, probably	34	34	36	31
	No & No, probably	56	57	53	62
Turkey	Yes & Yes, probably	11	15	16	14
	No & No, probably	86	81	82	83

STANCE ON POTENTIAL ADMISSION OF NEW EU MEMBERS – PER COUNTRY

More specifically, do you think that each of the following countries should become a member of the EU or not?

Education

		Primary	Secondary	Tertiary / Post-graduate
Serbia	Yes & Yes, probably	67	68	70
	No & No, probably	25	25	24
Moldova	Yes & Yes, probably	50	53	54
	No & No, probably	32	34	35
North Macedonia	Yes & Yes, probably	40	44	51
	No & No, probably	51	50	45
Albania	Yes & Yes, probably	43	43	47
	No & No, probably	46	51	48
Ukraine	Yes & Yes, probably	48	43	42
	No & No, probably	43	51	54
Georgia	Yes & Yes, probably	37	42	37
	No & No, probably	42	47	53
Kosovo	Yes & Yes, probably	36	35	32
	No & No, probably	47	55	60
Turkey	Yes & Yes, probably	14	14	12
	No & No, probably	82	83	84

Social class (self-placement)

		Lower	Middle – Lower middle	Upper middle – Upper
Serbia	Yes & Yes, probably	62	69	71
	No & No, probably	27	23	24
Moldova	Yes & Yes, probably	48	55	55
	No & No, probably	35	34	36
North Macedonia	Yes & Yes, probably	36	50	47
	No & No, probably	52	44	51
Albania	Yes & Yes, probably	37	47	44
	No & No, probably	50	47	53
Ukraine	Yes & Yes, probably	35	40	48
	No & No, probably	52	54	50
Georgia	Yes & Yes, probably	35	40	40
	No & No, probably	46	50	51
Kosovo	Yes & Yes, probably	34	33	33
	No & No, probably	52	57	59
Turkey	Yes & Yes, probably	14	14	12
	No & No, probably	78	82	86

STANCE ON POTENTIAL ADMISSION OF NEW EU MEMBERS – PER COUNTRY

More specifically, do you think that each of the following countries should become a member of the EU or not?

Occupation

		Public Servant	Private employee	Self- employed	Pensioner	Unem- ployed	Other
Serbia	Yes & Yes, probably	68	63	72	72	73	71
	No & No, probably	26	30	22	22	21	20
Moldova	Yes & Yes, probably	50	52	55	54	64	56
	No & No, probably	42	39	34	31	28	30
North Macedonia	Yes & Yes, probably	50	43	45	56	43	45
	No & No, probably	45	51	50	39	54	48
Albania	Yes & Yes, probably	46	36	45	53	46	48
	No & No, probably	49	57	49	41	48	45
Ukraine	Yes & Yes, probably	33	37	42	49	46	53
	No & No, probably	60	56	53	45	51	41
Georgia	Yes & Yes, probably	32	42	34	43	42	45
	No & No, probably	58	48	55	45	52	38
Kosovo	Yes & Yes, probably	28	30	33	35	41	40
	No & No, probably	64	62	59	54	50	44
Turkey	Yes & Yes, probably	13	10	12	17	15	12
	No & No, probably	84	86	83	80	82	83

Financial Status

		I do not make ends meet & I make ends meet with great difficulty	I make ends meet but I do not save	I am financially comfortable
Serbia	Yes & Yes, probably	64	73	72
	No & No, probably	28	20	24
Moldova	Yes & Yes, probably	50	57	59
	No & No, probably	39	32	32
North Macedonia	Yes & Yes, probably	44	50	51
	No & No, probably	49	46	47
Albania	Yes & Yes, probably	41	48	52
	No & No, probably	51	48	45
Ukraine	Yes & Yes, probably	33	48	54
	No & No, probably	59	46	45
Georgia	Yes & Yes, probably	34	42	45
	No & No, probably	54	47	45
Kosovo	Yes & Yes, probably	31	33	43
	No & No, probably	60	56	50
Turkey	Yes & Yes, probably	13	13	14
	No & No, probably	81	84	85

STANCE ON POTENTIAL ADMISSION OF NEW EU MEMBERS – PER COUNTRY

More specifically, do you think that each of the following countries should become a member of the EU or not?

Ideology

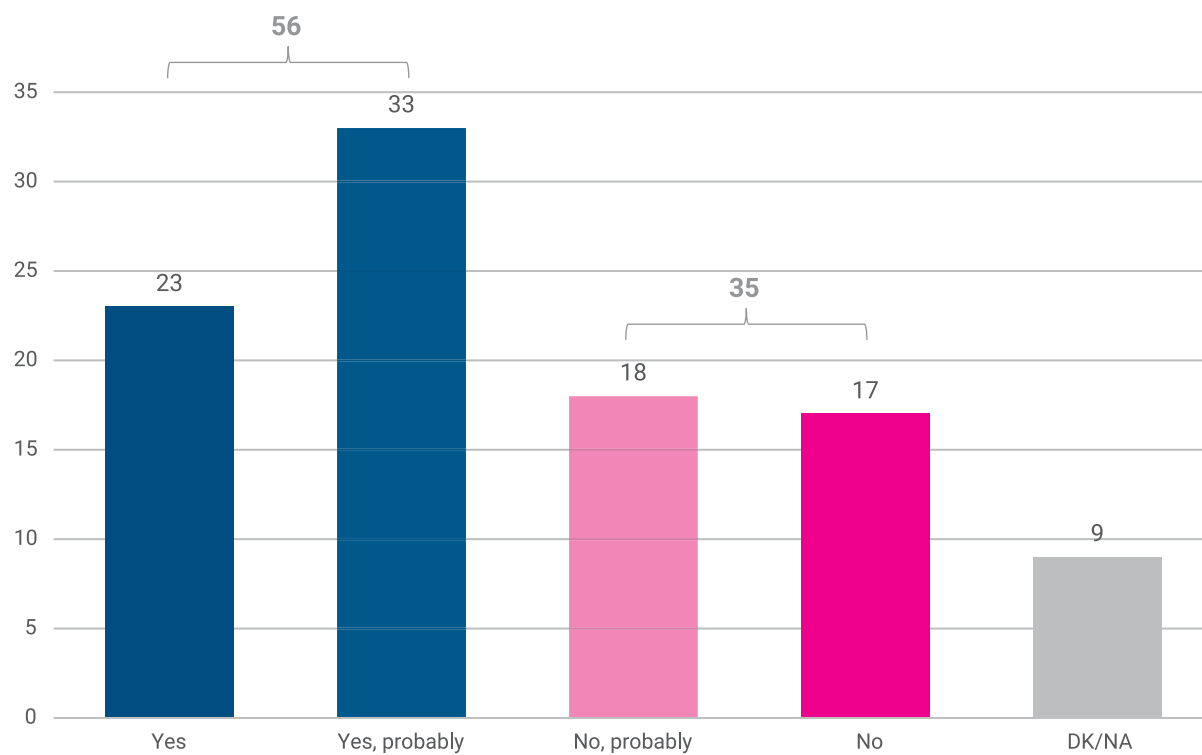
		Left (+ far left)	Center-left	Center	Center- right	Right (+ far right)	DK/NA - None
Serbia	Yes & Yes, probably	62	75	74	73	69	51
	No & No, probably	27	18	20	24	26	39
Moldova	Yes & Yes, probably	44	55	64	60	54	41
	No & No, probably	40	36	26	30	40	41
North Macedonia	Yes & Yes, probably	59	61	50	47	26	24
	No & No, probably	32	35	47	52	71	69
Albania	Yes & Yes, probably	50	54	48	47	28	28
	No & No, probably	39	41	48	52	69	60
Ukraine	Yes & Yes, probably	26	35	58	57	44	36
	No & No, probably	66	61	35	38	54	57
Georgia	Yes & Yes, probably	32	39	52	41	37	33
	No & No, probably	54	50	38	49	56	54
Kosovo	Yes & Yes, probably	30	34	40	38	26	29
	No & No, probably	56	57	51	55	66	62
Turkey	Yes & Yes, probably	22	19	11	8	5	7
	No & No, probably	69	76	87	91	94	89

Party affiliation (Vote in 2019 elections)

		ND	SYRIZA	KINAL	"Smaller Parties"	Abstention / Blank-inval- id/NA
Serbia	Yes & Yes, probably	71	76	79	54	61
	No & No, probably	24	17	18	37	26
Moldova	Yes & Yes, probably	62	53	66	41	46
	No & No, probably	30	35	28	45	37
North Macedonia	Yes & Yes, probably	44	63	63	31	36
	No & No, probably	52	32	35	63	54
Albania	Yes & Yes, probably	45	55	59	33	31
	No & No, probably	52	38	41	60	56
Ukraine	Yes & Yes, probably	59	32	50	24	40
	No & No, probably	38	61	47	68	50
Georgia	Yes & Yes, probably	45	40	51	25	35
	No & No, probably	46	50	41	64	47
Kosovo	Yes & Yes, probably	38	33	43	22	32
	No & No, probably	55	56	52	68	54
Turkey	Yes & Yes, probably	6	21	18	12	11
	No & No, probably	92	74	80	83	84

WILL AN EU ADMISSION OF THE WESTERN BALKANS BRING STABILITY?

Do you believe that with WB joining EU there will be more stability in Southeast Europe?



WILL AN EU ADMISSION OF THE WESTERN BALKANS BRING STABILITY?

Do you believe that with WB joining EU there will be more stability in Southeast Europe?

Gender & Age

	Male	Female	17 - 34	35 - 44	45 - 54	55 - 64	65+
Yes	25	21	24	17	20	20	33
Yes, probably	34	32	30	34	32	34	34
No, probably	16	19	16	20	20	19	13
No	19	15	23	18	14	18	15
DK/NA	6	13	6	11	13	10	6

Region (NUTS 1)

	Attica	Northern Greece	Aegean islands & Crete	Central Greece
Yes	21	22	25	24
Yes, probably	34	33	28	33
No, probably	19	17	24	14
No	18	15	9	21
DK/NA	7	12	14	7

Education

	Primary	Secondary	Tertiary / Post-graduate
Yes	24	22	23
Yes, probably	28	33	34
No, probably	10	17	19
No	25	19	15
DK/NA	13	10	8

WILL AN EU ADMISSION OF THE WESTERN BALKANS BRING STABILITY?

Do you believe that with WB joining EU there will be more stability in Southeast Europe?

Social class (self-placement)

	Lower	Middle – Lower middle	Upper middle – Upper
Yes	18	22	25
Yes, probably	23	35	33
No, probably	17	16	21
No	28	18	14
DK/NA	13	10	6

Occupation

	Public Servant	Private employee	Self- employed	Pensioner	Unem- ployed	Other
Yes	22	16	22	28	23	30
Yes, probably	33	34	36	33	31	27
No, probably	16	19	21	15	17	16
No	17	20	15	16	17	19
DK/NA	12	11	6	8	13	9

Financial Status

	I do not make ends meet & I make ends meet with great difficulty	I make ends meet but I do not save	I am financially comfortable
Yes	18	26	27
Yes, probably	28	37	37
No, probably	18	18	17
No	24	12	11
DK/NA	12	7	8

WILL AN EU ADMISSION OF THE WESTERN BALKANS BRING STABILITY?

Do you believe that with WB joining EU there will be more stability in Southeast Europe?

Ideology

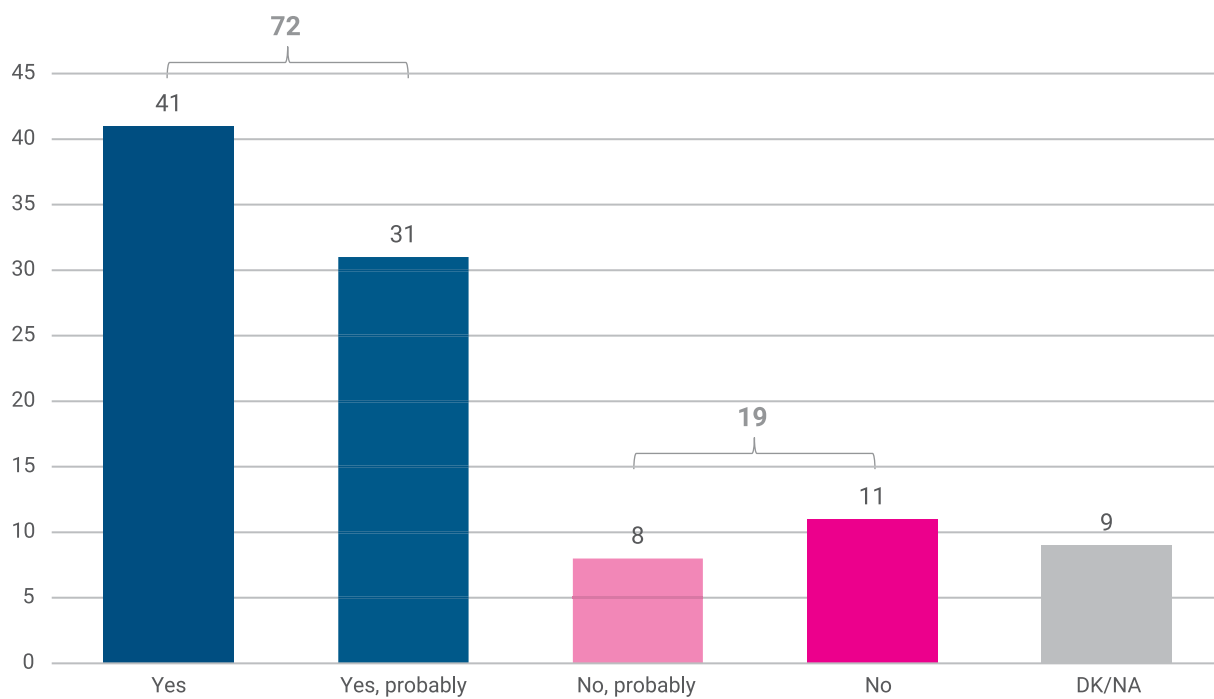
	Left (+ far left)	Center-left	Center	Center-right	Right (+ far right)	DK/NA - None
Yes	16	26	25	27	24	13
Yes, probably	34	35	41	38	24	16
No, probably	19	16	20	16	21	15
No	23	12	9	12	24	33
DK/NA	7	10	5	8	6	23

Party affiliation (Vote in 2019 elections)

	ND	SYRIZA	KINAL	"Smaller Parties"	Abstention / Blank-invalid/NA
Yes	28	22	38	14	14
Yes, probably	36	39	37	22	26
No, probably	18	16	14	22	16
No	10	12	5	37	29
DK/NA	8	11	6	6	15

STANCE ON THE PROSPECT OF FURTHER DEEPENING OF THE EU

And do you think that the EU integration process should move deeper, politically and economically, among its member states?



STANCE ON THE PROSPECT OF FURTHER DEEPENING OF THE EU

And do you think that the EU integration process should move deeper, politically and economically, among its member states?

Gender & Age

	Male	Female	17 - 34	35 - 44	45 - 54	55 - 64	65+
Yes	45	38	40	38	37	41	49
Yes, probably	30	32	24	31	36	30	30
No, probably	7	8	8	9	9	9	5
No	11	11	18	10	9	12	8
DK/NA	8	10	9	12	9	8	8

Region (NUTS 1)

	Attica	Northern Greece	Aegean islands & Crete	Central Greece
Yes	40	42	45	41
Yes, probably	32	33	26	28
No, probably	9	6	11	7
No	10	10	6	15
DK/NA	9	8	12	9

Education

	Primary	Secondary	Tertiary / Post-graduate
Yes	44	37	44
Yes, probably	21	32	30
No, probably	5	8	8
No	11	13	9
DK/NA	19	9	8

STANCE ON THE PROSPECT OF FURTHER DEEPENING OF THE EU

And do you think that the EU integration process should move deeper, politically and economically, among its member states?

Social class (self-placement)

	Lower	Middle – Lower middle	Upper middle – Upper
Yes	37	39	47
Yes, probably	13	32	32
No, probably	11	8	7
No	21	11	9
DK/NA	17	10	5

Occupation

	Public Servant	Private employee	Self- employed	Pensioner	Unem- ployed	Other
Yes	41	40	43	45	35	40
Yes, probably	33	32	32	32	20	28
No, probably	7	9	9	7	10	4
No	8	12	9	9	18	18
DK/NA	11	8	8	7	16	10

Financial Status

	I do not make ends meet & I make ends meet with great difficulty	I make ends meet but I do not save	I am financially comfortable
Yes	33	46	55
Yes, probably	29	32	30
No, probably	9	7	5
No	15	8	5
DK/NA	13	7	6

STANCE ON THE PROSPECT OF FURTHER DEEPENING OF THE EU

And do you think that the EU integration process should move deeper, politically and economically, among its member states?

Ideology

	Left (+ far left)	Center-left	Center	Center-right	Right (+ far right)	DK/NA - None
Yes	32	41	52	49	37	33
Yes, probably	29	35	29	34	30	21
No, probably	8	10	8	5	6	9
No	21	6	4	5	18	20
DK/NA	10	8	7	7	9	18

Party affiliation (Vote in 2019 elections)

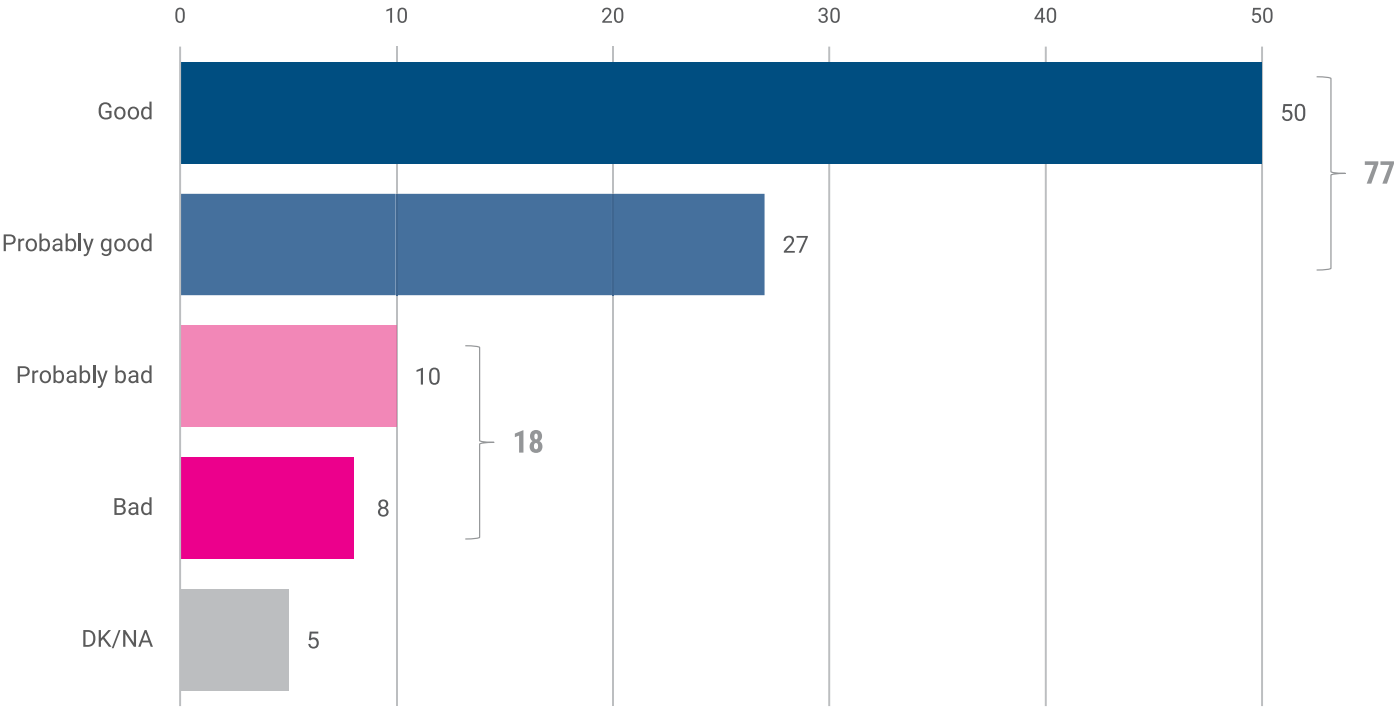
	ND	SYRIZA	KINAL	"Smaller Parties"	Abstention / Blank-invalid/ NA
Yes	52	38	59	26	32
Yes, probably	33	36	30	21	28
No, probably	4	9	6	13	9
No	5	9	3	28	14
DK/NA	7	9	3	12	17

SECTION 5

The EU against multiple crises / Management evaluation

BEING A MEMBER OF THE EU IN TIMES OF CRISIS: POSITIVE OR NEGATIVE?

When it comes to difficult times of crisis, do you think it is good or a bad thing to be a member of the EU?



BEING A MEMBER OF THE EU IN TIMES OF CRISIS: POSITIVE OR NEGATIVE?

When it comes to difficult times of crisis, do you think it is good or a bad thing to be a member of the EU?

Gender & Age

	Male	Female	17 - 34	35 - 44	45 - 54	55 - 64	65+
Good	49	50	44	48	49	47	60
Probably good	26	28	24	25	28	30	26
Probably bad	12	8	15	10	12	8	7
Bad	8	9	12	9	5	10	7
DK/NA	5	5	4	7	7	6	2

Region (NUTS 1)

	Attica	Northern Greece	Aegean islands & Crete	Central Greece
Good	53	46	52	49
Probably good	24	31	28	26
Probably bad	8	11	10	11
Bad	8	6	6	11
DK/NA	6	6	3	3

Education

	Primary	Secondary	Tertiary / Post-graduate
Good	53	47	52
Probably good	24	29	25
Probably bad	3	10	10
Bad	16	9	7
DK/NA	3	5	6

BEING A MEMBER OF THE EU IN TIMES OF CRISIS: POSITIVE OR NEGATIVE?

When it comes to difficult times of crisis, do you think it is good or a bad thing to be a member of the EU?

Social class (self-placement)

	Lower	Middle – Lower middle	Upper middle – Upper
Good	28	45	62
Probably good	27	29	24
Probably bad	11	12	6
Bad	22	8	5
DK/NA	11	6	3

Occupation

	Public Servant	Private employee	Self- employed	Pensioner	Unem- ployed	Other
Good	47	47	50	55	42	57
Probably good	25	28	27	26	34	22
Probably bad	12	9	10	9	11	7
Bad	8	8	9	7	7	12
DK/NA	8	7	4	3	6	2

Financial Status

	I do not make ends meet & I make ends meet with great difficulty	I make ends meet but I do not save	I am financially comfortable
Good	35	59	70
Probably good	31	24	24
Probably bad	14	7	4
Bad	13	5	1
DK/NA	7	5	2

BEING A MEMBER OF THE EU IN TIMES OF CRISIS: POSITIVE OR NEGATIVE?

When it comes to difficult times of crisis, do you think it is good or a bad thing to be a member of the EU?

Ideology

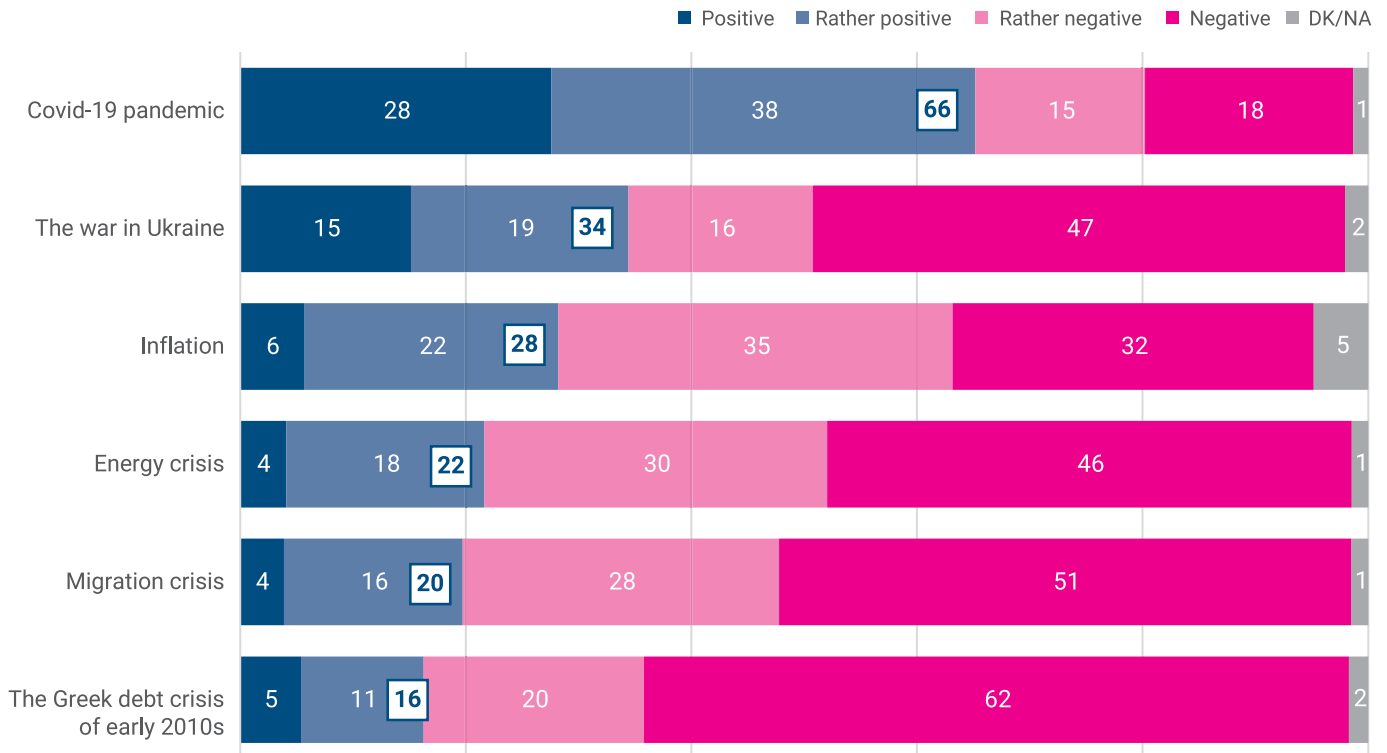
	Left (+ far left)	Center-left	Center	Center-right	Right (+ far right)	DK/NA - None
Good	28	42	67	74	53	30
Probably good	32	37	24	18	19	25
Probably bad	21	10	4	3	9	14
Bad	13	4	2	5	14	17
DK/NA	7	7	3	-	5	13

Party affiliation (Vote in 2019 elections)

	ND	SYRIZA	KINAL	"Smaller Parties"	Abstention / Blank-invalid/ NA
Good	72	35	69	25	47
Probably good	21	41	23	21	24
Probably bad	3	14	4	19	9
Bad	3	5	1	26	9
DK/NA	1	6	4	9	10

EVALUATION OF EU RESPONSE AGAINST RECENT CRISES

How would you evaluate the EU's response to each of the following crises?



EVALUATION OF EU RESPONSE AGAINST RECENT CRISES

How would you evaluate the EU's response to each of the following crises?

Gender & Age

		Male	Female	17 - 34	35 - 44	45 - 54	55 - 64	65+
Covid-19 pandemic	Positive & Rather positive	64	67	56	61	65	67	73
	Negative & Rather negative	35	32	44	38	34	31	25
The war in Ukraine	Positive & Rather positive	34	35	30	33	33	31	43
	Negative & Rather negative	65	62	69	64	65	67	54
Inflation	Positive & Rather positive	32	25	21	24	25	29	39
	Negative & Rather negative	65	68	74	71	71	68	54
Energy crisis	Positive & Rather positive	20	23	13	19	22	20	31
	Negative & Rather negative	78	75	85	79	77	79	68
Migration crisis	Positive & Rather positive	22	18	13	19	18	18	28
	Negative & Rather negative	77	80	86	80	82	80	69
The Greek debt crisis of early 2010s	Positive & Rather positive	18	14	13	16	15	18	17
	Negative & Rather negative	80	84	86	82	83	81	79

Region (NUTS 1)

		Attica	Northern Greece	Aegean islands & Crete	Central Greece
Covid-19 pandemic	Positive & Rather positive	67	64	72	61
	Negative & Rather negative	32	35	28	36
The war in Ukraine	Positive & Rather positive	38	31	34	33
	Negative & Rather negative	60	67	60	67
Inflation	Positive & Rather positive	29	26	36	25
	Negative & Rather negative	66	68	60	69
Energy crisis	Positive & Rather positive	23	18	29	20
	Negative & Rather negative	76	80	70	78
Migration crisis	Positive & Rather positive	18	19	26	21
	Negative & Rather negative	81	79	72	77
The Greek debt crisis of early 2010s	Positive & Rather positive	17	15	20	16
	Negative & Rather negative	82	83	79	83

EVALUATION OF EU RESPONSE AGAINST RECENT CRISES

How would you evaluate the EU's response to each of the following crises?

Education

		Primary	Secondary	Tertiary / Post-graduate
Covid-19 pandemic	Positive & Rather positive	61	62	68
	Negative & Rather negative	33	36	31
The war in Ukraine	Positive & Rather positive	29	32	37
	Negative & Rather negative	67	65	61
Inflation	Positive & Rather positive	34	25	30
	Negative & Rather negative	55	69	66
Energy crisis	Positive & Rather positive	23	20	22
	Negative & Rather negative	75	77	76
Migration crisis	Positive & Rather positive	19	18	21
	Negative & Rather negative	78	80	78
The Greek debt crisis of early 2010s	Positive & Rather positive	12	14	18
	Negative & Rather negative	83	85	80

Social class (self-placement)

		Lower	Middle – Lower middle	Upper middle – Upper
Covid-19 pandemic	Positive & Rather positive	41	64	73
	Negative & Rather negative	53	35	27
The war in Ukraine	Positive & Rather positive	15	29	46
	Negative & Rather negative	82	69	52
Inflation	Positive & Rather positive	19	23	37
	Negative & Rather negative	75	73	56
Energy crisis	Positive & Rather positive	15	17	30
	Negative & Rather negative	83	82	69
Migration crisis	Positive & Rather positive	10	18	24
	Negative & Rather negative	84	81	74
The Greek debt crisis of early 2010s	Positive & Rather positive	6	15	21
	Negative & Rather negative	90	84	78

EVALUATION OF EU RESPONSE AGAINST RECENT CRISES

How would you evaluate the EU's response to each of the following crises?

Occupation

		Public Servant	Private employee	Self- employed	Pensioner	Unem- ployed	Other
Covid-19 pandemic	Positive & Rather positive	64	60	68	70	63	66
	Negative & Rather negative	35	38	32	29	36	33
The war in Ukraine	Positive & Rather positive	30	32	38	40	21	40
	Negative & Rather negative	69	65	61	58	75	59
Inflation	Positive & Rather positive	21	27	29	38	22	28
	Negative & Rather negative	74	68	68	58	72	64
Energy crisis	Positive & Rather positive	17	21	22	27	18	24
	Negative & Rather negative	81	78	77	72	78	76
Migration crisis	Positive & Rather positive	16	19	21	25	13	22
	Negative & Rather negative	83	81	80	71	84	77
The Greek debt crisis of early 2010s	Positive & Rather positive	16	13	16	19	16	18
	Negative & Rather negative	84	85	84	78	81	78

Financial Status

		I do not make ends meet & I make ends meet with great difficulty	I make ends meet but I do not save	I am financially comfortable
Covid-19 pandemic	Positive & Rather positive	50	76	84
	Negative & Rather negative	48	24	15
The war in Ukraine	Positive & Rather positive	19	45	54
	Negative & Rather negative	78	54	43
Inflation	Positive & Rather positive	18	35	44
	Negative & Rather negative	77	61	52
Energy crisis	Positive & Rather positive	12	28	34
	Negative & Rather negative	86	72	65
Migration crisis	Positive & Rather positive	14	23	31
	Negative & Rather negative	85	75	67
The Greek debt crisis of early 2010s	Positive & Rather positive	9	20	27
	Negative & Rather negative	88	79	69

EVALUATION OF EU RESPONSE AGAINST RECENT CRISES

How would you evaluate the EU's response to each of the following crises?

Ideology

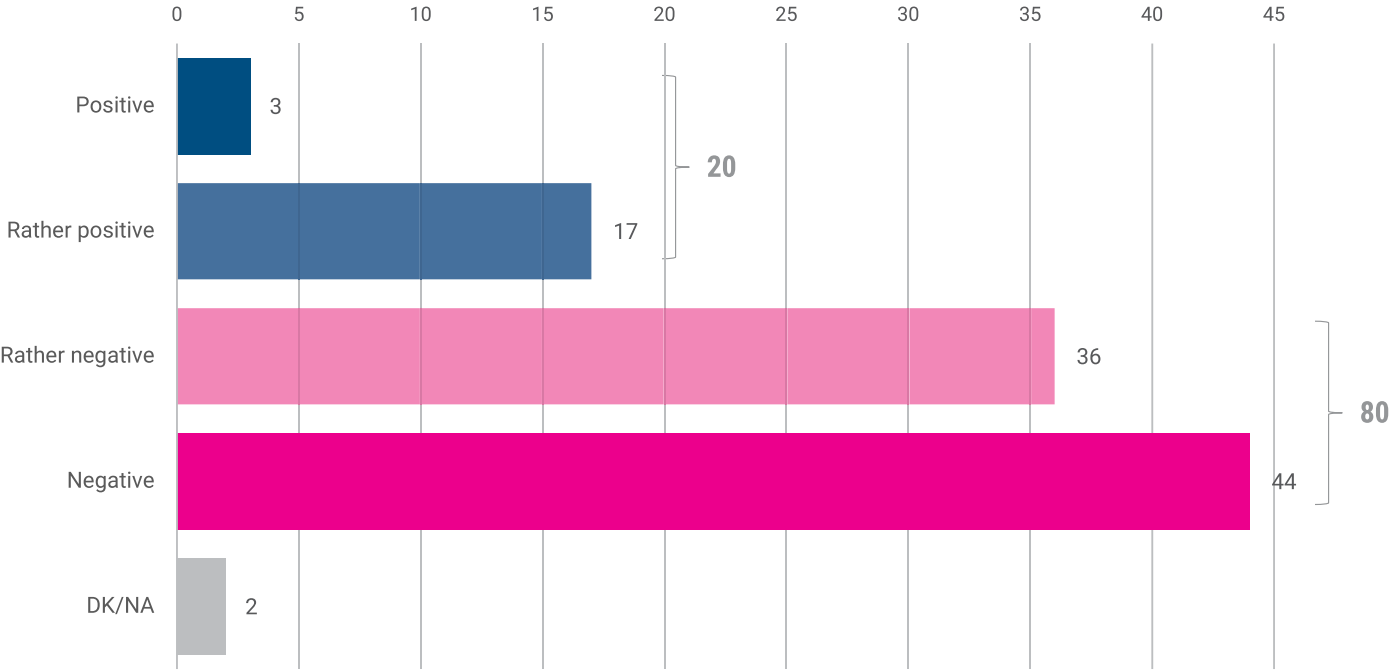
		Left (+ far left)	Center-left	Center	Center- right	Right (+ far right)	DK/NA - None
Covid-19 pandemic	Positive & Rather positive	46	64	79	87	65	40
	Negative & Rather negative	54	35	20	13	33	57
The war in Ukraine	Positive & Rather positive	6	20	53	66	45	14
	Negative & Rather negative	93	78	44	32	51	80
Inflation	Positive & Rather positive	10	17	43	47	40	16
	Negative & Rather negative	87	80	51	50	54	74
Energy crisis	Positive & Rather positive	4	12	34	35	36	12
	Negative & Rather negative	96	88	63	62	64	84
Migration crisis	Positive & Rather positive	8	16	29	33	23	6
	Negative & Rather negative	91	83	69	67	75	90
The Greek debt crisis of early 2010s	Positive & Rather positive	2	10	24	28	22	13
	Negative & Rather negative	97	89	74	70	76	81

Party affiliation (Vote in 2019 elections)

		ND	SYRIZA	KINAL	"Smaller Parties"	Abstention / Blank-invalid/ NA
Covid-19 pandemic	Positive & Rather positive	85	59	87	39	48
	Negative & Rather negative	14	40	12	60	49
The war in Ukraine	Positive & Rather positive	62	14	52	12	24
	Negative & Rather negative	35	86	44	86	72
Inflation	Positive & Rather positive	48	14	37	14	20
	Negative & Rather negative	48	80	60	83	72
Energy crisis	Positive & Rather positive	37	7	34	10	20
	Negative & Rather negative	60	92	64	90	78
Migration crisis	Positive & Rather positive	32	11	32	7	17
	Negative & Rather negative	67	88	64	93	81
The Greek debt crisis of early 2010s	Positive & Rather positive	30	4	26	6	14
	Negative & Rather negative	69	94	74	93	82

EVALUATION OF THE OVERALL EU STANCE ON THE MIGRATION ISSUE

More specifically, how do you evaluate the overall stance of the EU when it comes to the Migration issue?



EVALUATION OF THE OVERALL EU STANCE ON THE MIGRATION ISSUE

More specifically, how do you evaluate the overall stance of the EU when it comes to the Migration issue?

Gender & Age

	Male	Female	17 - 34	35 - 44	45 - 54	55 - 64	65+
Positive	4	1	2	2	2	3	4
Rather positive	17	16	11	16	15	16	22
Rather negative	36	35	27	34	37	39	37
Negative	42	45	58	46	45	41	34
DK/NA	1	2	1	2	1	1	2

Region (NUTS 1)

	Attica	Northern Greece	Aegean islands & Crete	Central Greece
Positive	2	3	4	4
Rather positive	15	16	23	17
Rather negative	37	38	35	30
Negative	44	42	36	48
DK/NA	2	1	2	2

Education

	Primary	Secondary	Tertiary / Post-graduate
Positive	5	3	2
Rather positive	15	15	18
Rather negative	22	36	36
Negative	54	44	42
DK/NA	4	1	2

EVALUATION OF THE OVERALL EU STANCE ON THE MIGRATION ISSUE

More specifically, how do you evaluate the overall stance of the EU when it comes to the Migration issue?

Social class (self-placement)

	Lower	Middle – Lower middle	Upper middle – Upper
Positive	2	2	4
Rather positive	7	15	21
Rather negative	14	39	36
Negative	74	43	38
DK/NA	3	1	1

Occupation

	Public Servant	Private employee	Self- employed	Pensioner	Unem- ployed	Other
Positive	3	2	3	4	-	4
Rather positive	13	15	18	20	14	18
Rather negative	37	36	33	39	25	37
Negative	46	45	46	35	59	40
DK/NA	2	2	-	3	2	1

Financial Status

	I do not make ends meet & I make ends meet with great difficulty	I make ends meet but I do not save	I am financially comfortable
Positive	1	3	7
Rather positive	11	20	23
Rather negative	30	41	38
Negative	56	35	29
DK/NA	1	1	3

EVALUATION OF THE OVERALL EU STANCE ON THE MIGRATION ISSUE

More specifically, how do you evaluate the overall stance of the EU when it comes to the Migration issue?

Ideology

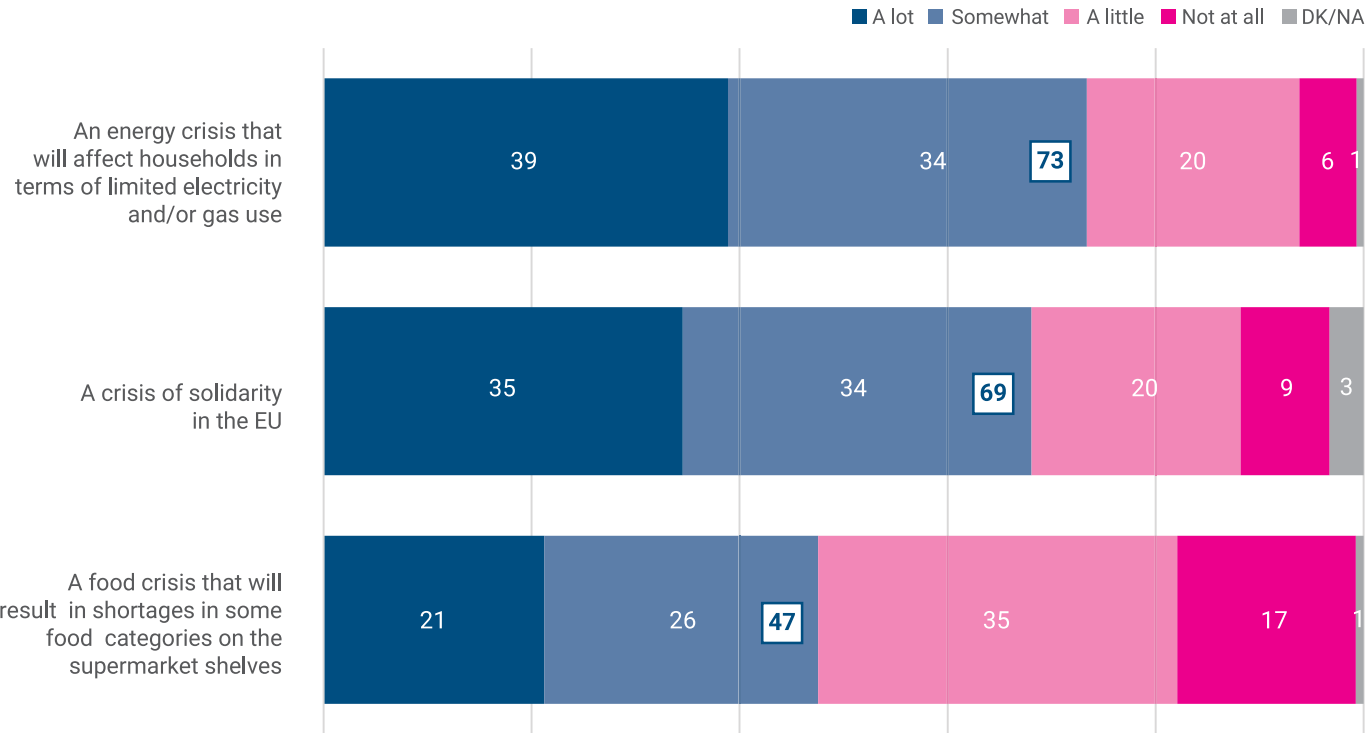
	Left (+ far left)	Center-left	Center	Center-right	Right (+ far right)	DK/NA - None
Positive	-	2	5	4	4	1
Rather positive	8	14	24	25	18	8
Rather negative	31	43	37	44	23	25
Negative	60	39	32	28	53	63
DK/NA	1	3	2	-	2	3

Party affiliation (Vote in 2019 elections)

	ND	SYRIZA	KINAL	"Smaller Parties"	Abstention / Blank-invalid/NA
Positive	4	-	9	1	2
Rather positive	25	12	20	5	16
Rather negative	40	40	46	17	32
Negative	28	46	21	76	48
DK/NA	2	1	5	1	2

CONCERN OVER POTENTIAL SHORTAGES AND CRISES THIS WINTER

How concerned are you that Greece will face each of the following this winter?



CONCERN OVER POTENTIAL SHORTAGES AND CRISES THIS WINTER

How concerned are you that Greece will face each of the following this winter?

Gender & Age

		Male	Female	17 - 34	35 - 44	45 - 54	55 - 64	65+
An energy crisis that will affect households in terms of limited electricity and/or gas use	A lot & Somewhat	69	78	76	74	71	77	70
	A little & Not at all	31	21	24	26	29	23	28
A crisis of solidarity in the EU	A lot & Somewhat	66	70	68	71	69	70	63
	A little & Not at all	31	27	32	27	30	26	31
A food crisis that will result in shortages in some food categories on the supermarket shelves	A lot & Somewhat	44	51	49	50	45	53	40
	A little & Not at all	55	49	50	50	54	46	58

Region (NUTS 1)

		Attica	Northern Greece	Aegean islands & Crete	Central Greece
An energy crisis that will affect households in terms of limited electricity and/or gas use	A lot & Somewhat	74	73	70	75
	A little & Not at all	26	27	28	23
A crisis of solidarity in the EU	A lot & Somewhat	67	68	64	72
	A little & Not at all	31	29	30	24
A food crisis that will result in shortages in some food categories on the supermarket shelves	A lot & Somewhat	47	48	40	52
	A little & Not at all	53	51	58	47

CONCERN OVER POTENTIAL SHORTAGES AND CRISES THIS WINTER

How concerned are you that Greece will face each of the following this winter?

Education

		Primary	Secondary	Tertiary / Post-graduate
An energy crisis that will affect households in terms of limited electricity and/or gas use	A lot & Somewhat	75	73	73
	A little & Not at all	21	26	27
A crisis of solidarity in the EU	A lot & Somewhat	61	67	70
	A little & Not at all	31	29	28
A food crisis that will result in shortages in some food categories on the supermarket shelves	A lot & Somewhat	51	48	47
	A little & Not at all	46	50	53

Social class (self-placement)

		Lower	Middle – Lower middle	Upper middle – Upper
An energy crisis that will affect households in terms of limited electricity and/or gas use	A lot & Somewhat	83	75	70
	A little & Not at all	15	24	30
A crisis of solidarity in the EU	A lot & Somewhat	70	69	65
	A little & Not at all	26	27	32
A food crisis that will result in shortages in some food categories on the supermarket shelves	A lot & Somewhat	62	50	42
	A little & Not at all	35	50	58

CONCERN OVER POTENTIAL SHORTAGES AND CRISES THIS WINTER

How concerned are you that Greece will face each of the following this winter?

Occupation

		Public Servant	Private employee	Self- employed	Pensioner	Unem- ployed	Other
An energy crisis that will affect households in terms of limited electricity and/or gas use	A lot & Somewhat	78	75	67	71	82	76
	A little & Not at all	21	25	33	27	17	23
A crisis of solidarity in the EU	A lot & Somewhat	73	67	72	66	69	60
	A little & Not at all	25	30	26	29	30	36
A food crisis that will result in shortages in some food categories on the supermarket shelves	A lot & Somewhat	57	48	42	45	56	43
	A little & Not at all	43	52	58	54	43	55

Financial Status

		I do not make ends meet & I make ends meet with great difficulty	I make ends meet but I do not save	I am financially comfortable
An energy crisis that will affect households in terms of limited electricity and/or gas use	A lot & Somewhat	82	68	60
	A little & Not at all	17	32	40
A crisis of solidarity in the EU	A lot & Somewhat	78	61	55
	A little & Not at all	18	35	42
A food crisis that will result in shortages in some food categories on the supermarket shelves	A lot & Somewhat	63	37	28
	A little & Not at all	36	62	72

CONCERN OVER POTENTIAL SHORTAGES AND CRISES THIS WINTER

How concerned are you that Greece will face each of the following this winter?

Ideology

		Left (+ far left)	Center-left	Center	Center- right	Right (+ far right)	DK/NA - None
An energy crisis that will affect households in terms of limited electricity and/or gas use	A lot & Somewhat	87	81	66	59	66	79
	A little & Not at all	12	19	33	41	34	18
A crisis of solidarity in the EU	A lot & Somewhat	79	77	59	58	60	71
	A little & Not at all	16	20	37	41	37	24
A food crisis that will result in shortages in some food categories on the supermarket shelves	A lot & Somewhat	65	53	42	28	45	56
	A little & Not at all	34	47	59	71	55	42

Party affiliation (Vote in 2019 elections)

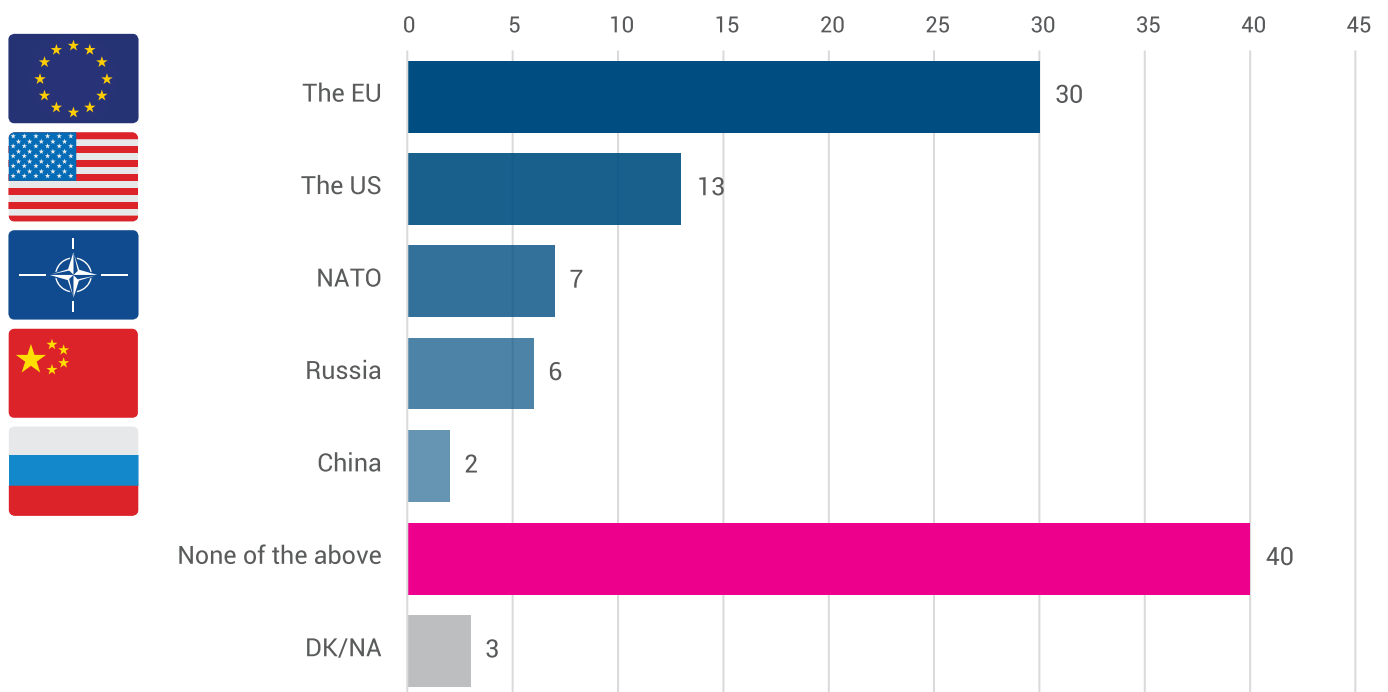
		ND	SYRIZA	KINAL	"Smaller Parties"	Abstention / Blank-invalid/ NA
An energy crisis that will affect households in terms of limited electricity and/or gas use	A lot & Somewhat	60	83	75	83	74
	A little & Not at all	40	17	25	17	23
A crisis of solidarity in the EU	A lot & Somewhat	58	80	66	73	63
	A little & Not at all	40	16	30	25	32
A food crisis that will result in shortages in some food categories on the supermarket shelves	A lot & Somewhat	33	59	40	55	57
	A little & Not at all	67	40	60	44	40

SECTION 6

International relations in crisis / EU's footprint

TRUST IN COUNTRIES AND INTERNATIONAL ORGANIZATIONS TO RESOLVE IMPORTANT INTERNATIONAL ISSUES

Among the following list of countries and international organizations, who do you trust more to resolve the important international issues?



TRUST IN COUNTRIES AND INTERNATIONAL ORGANIZATIONS TO RESOLVE IMPORTANT INTERNATIONAL ISSUES

Among the following list of countries and international organizations, who do you trust more to resolve the important international issues?

Gender & Age

	Male	Female	17 - 34	35 - 44	45 - 54	55 - 64	65+
The EU	28	32	26	25	27	29	41
The US	16	10	11	15	12	12	15
NATO	5	8	9	7	6	7	5
Russia	6	6	11	4	6	5	4
China	2	1	-	1	-	2	3
None of the above	41	39	42	46	46	42	27
DK/NA	2	4	1	2	2	4	4

Region (NUTS 1)

	Attica	Northern Greece	Aegean islands & Crete	Central Greece
The EU	31	30	32	29
The US	14	10	13	14
NATO	7	5	11	7
Russia	6	6	3	6
China	2	1	3	1
None of the above	39	44	35	40
DK/NA	1	4	4	3

TRUST IN COUNTRIES AND INTERNATIONAL ORGANIZATIONS TO RESOLVE IMPORTANT INTERNATIONAL ISSUES

Among the following list of countries and international organizations, who do you trust more to resolve the important international issues?

Education

	Primary	Secondary	Tertiary / Post-graduate
The EU	33	31	30
The US	11	11	15
NATO	9	7	6
Russia	7	8	4
China	9	1	2
None of the above	21	40	42
DK/NA	9	3	2

Social class (self-placement)

	Lower	Middle – Lower middle	Upper middle – Upper
The EU	22	29	34
The US	1	10	20
NATO	5	6	7
Russia	9	6	4
China	5	2	1
None of the above	51	43	33
DK/NA	6	3	1

TRUST IN COUNTRIES AND INTERNATIONAL ORGANIZATIONS TO RESOLVE IMPORTANT INTERNATIONAL ISSUES

Among the following list of countries and international organizations, who do you trust more to resolve the important international issues?

Occupation

	Public Servant	Private employee	Self- employed	Pensioner	Unem- ployed	Other
The EU	31	24	27	37	29	37
The US	8	14	17	13	10	12
NATO	4	7	7	6	10	7
Russia	5	9	5	3	5	7
China	-	1	1	3	4	1
None of the above	49	43	40	34	40	32
DK/NA	2	2	3	3	3	4

Financial Status

	I do not make ends meet & I make ends meet with great difficulty	I make ends meet but I do not save	I am financially comfortable
The EU	23	35	38
The US	7	17	20
NATO	6	7	11
Russia	9	3	3
China	3	1	1
None of the above	49	35	26
DK/NA	4	3	1

TRUST IN COUNTRIES AND INTERNATIONAL ORGANIZATIONS TO RESOLVE IMPORTANT INTERNATIONAL ISSUES

Among the following list of countries and international organizations, who do you trust more to resolve the important international issues?

Ideology

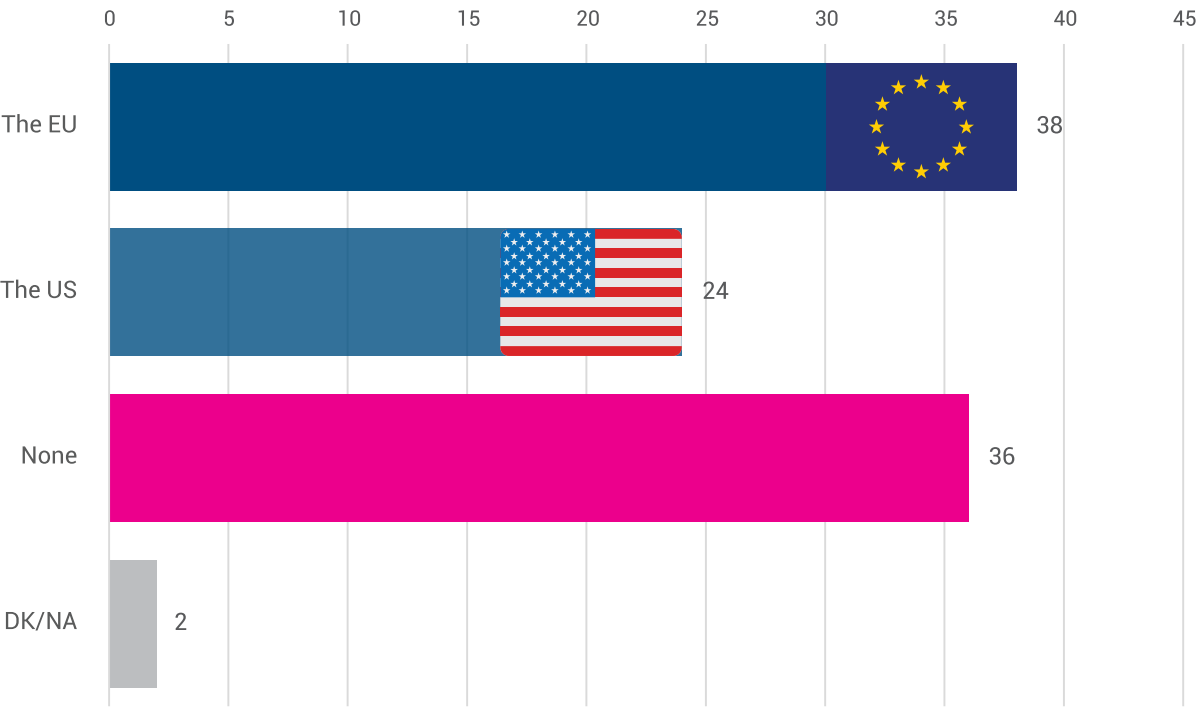
	Left (+ far left)	Center-left	Center	Center-right	Right (+ far right)	DK/NA - None
The EU	24	34	34	36	27	20
The US	1	7	20	28	17	4
NATO	1	5	6	11	13	4
Russia	5	3	2	3	8	19
China	4	1	1	-	4	-
None of the above	63	49	33	19	27	48
DK/NA	2	1	3	2	4	6

Party affiliation (Vote in 2019 elections)

	ND	SYRIZA	KINAL	"Smaller Parties"	Abstention / Blank-invalid/ NA
The EU	37	30	45	15	25
The US	25	5	16	5	7
NATO	11	3	9	4	4
Russia	2	3	2	17	8
China	1	3	-	3	-
None of the above	21	54	28	55	50
DK/NA	3	2	1	1	5

TRUST IN RESOLVING IMPORTANT INTERNATIONAL ISSUES: US vs EU

More specifically, among the US and the EU, who do you trust more to resolve the important international issues?



TRUST IN RESOLVING IMPORTANT INTERNATIONAL ISSUES: US vs EU

More specifically, among the US and the EU, who do you trust more to resolve the important international issues?

Gender & Age

	Male	Female	17 - 34	35 - 44	45 - 54	55 - 64	65+
The EU	33	43	34	33	38	34	50
The US	27	21	23	26	22	23	25
None	39	33	41	40	38	39	23
DK/NA	2	3	1	2	2	3	3

Region (NUTS 1)

	Attica	Northern Greece	Aegean islands & Crete	Central Greece
The EU	37	37	41	40
The US	25	21	24	26
None	37	39	31	32
DK/NA	1	3	3	2

Education

	Primary	Secondary	Tertiary / Post-graduate
The EU	49	39	37
The US	21	21	26
None	24	37	36
DK/NA	6	3	1

Social class (self-placement)

	Lower	Middle – Lower middle	Upper middle – Upper
The EU	37	37	41
The US	15	21	31
None	46	40	27
DK/NA	2	2	1

TRUST IN RESOLVING IMPORTANT INTERNATIONAL ISSUES: US vs EU

More specifically, among the US and the EU, who do you trust more to resolve the important international issues?

Occupation

	Public Servant	Private employee	Self- employed	Pensioner	Unem- ployed	Other
The EU	39	31	32	43	45	53
The US	18	26	29	24	20	18
None	42	40	37	30	33	27
DK/NA	2	2	2	3	2	2

Financial Status

	I do not make ends meet & I make ends meet with great difficulty	I make ends meet but I do not save	I am financially comfortable
The EU	33	42	43
The US	16	29	36
None	48	28	20
DK/NA	3	2	-

Ideology

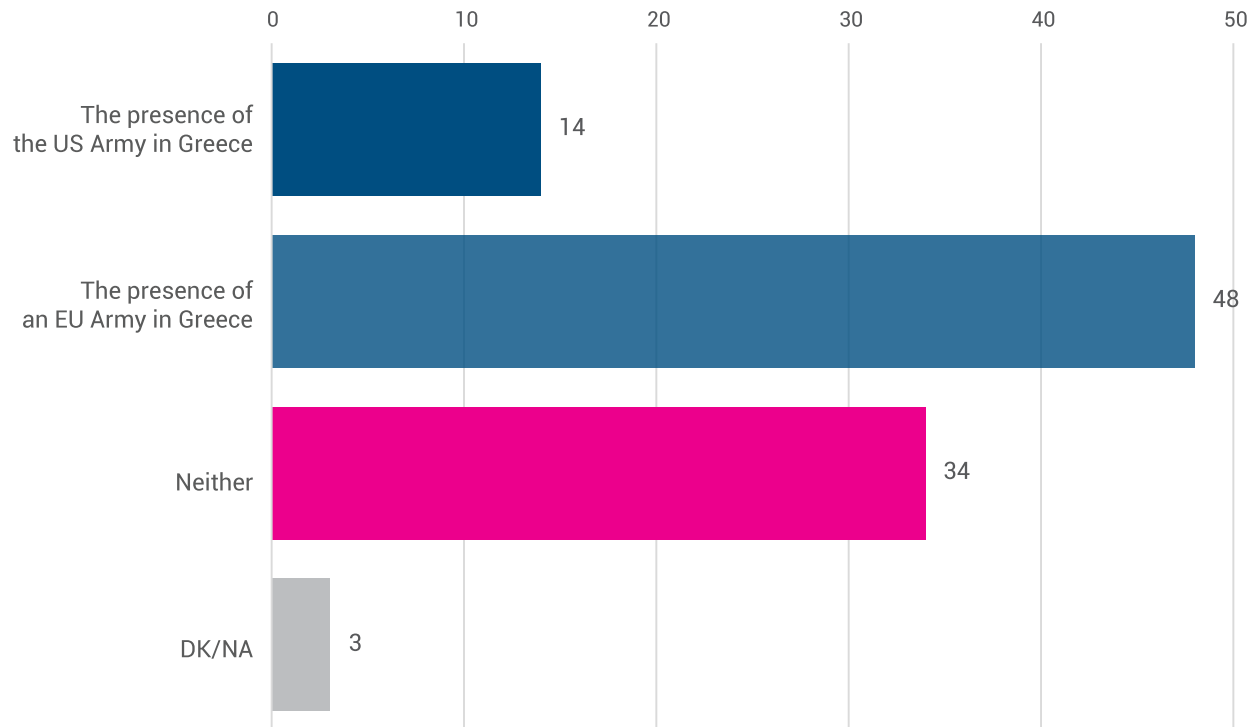
	Left (+ far left)	Center-left	Center	Center- right	Right (+ far right)	DK/NA - None
The EU	35	45	40	37	37	30
The US	5	16	31	45	34	12
None	60	38	27	15	26	53
DK/NA	1	1	2	3	3	5

Party affiliation (Vote in 2019 elections)

	ND	SYRIZA	KINAL	"Smaller Parties"	Abstention / Blank-inval- id/NA
The EU	40	42	51	26	34
The US	42	11	26	13	16
None	15	45	20	60	46
DK/NA	3	2	4	1	4

PRESENCE OF FOREIGN MILITARY FORCES IN GREECE: AMERICAN or EUROPEAN ARMY?

In regard with the current instability in foreign relations sparked by the war in Ukraine, if you had the opportunity to decide, what would you decide among the following?



PRESENCE OF FOREIGN MILITARY FORCES IN GREECE: AMERICAN or EUROPEAN ARMY?

In regard with the current instability in foreign relations sparked by the war in Ukraine, if you had the opportunity to decide, what would you decide among the following?

Gender & Age

	Male	Female	17 - 34	35 - 44	45 - 54	55 - 64	65+
The presence of the US Army in Greece	18	11	11	14	15	14	15
The presence of an EU Army in Greece	47	50	43	42	45	50	57
Neither	33	35	41	39	37	33	24
DK/NA	2	4	4	5	3	2	3

Region (NUTS 1)

	Attica	Northern Greece	Aegean islands & Crete	Central Greece
The presence of the US Army in Greece	15	12	11	16
The presence of an EU Army in Greece	48	47	59	46
Neither	34	37	27	35
DK/NA	3	4	3	3

Education

	Primary	Secondary	Tertiary / Post-graduate
The presence of the US Army in Greece	16	14	14
The presence of an EU Army in Greece	51	47	49
Neither	29	34	34
DK/NA	4	4	3

Social class (self-placement)

	Lower	Middle – Lower middle	Upper middle – Upper
The presence of the US Army in Greece	9	12	18
The presence of an EU Army in Greece	34	46	55
Neither	55	38	24
DK/NA	2	3	3

PRESENCE OF FOREIGN MILITARY FORCES IN GREECE: AMERICAN or EUROPEAN ARMY?

In regard with the current instability in foreign relations sparked by the war in Ukraine, if you had the opportunity to decide, what would you decide among the following?

Occupation

	Public Servant	Private employee	Self- employed	Pensioner	Unem- ployed	Other
The presence of the US Army in Greece	11	13	17	14	17	13
The presence of an EU Army in Greece	46	50	47	53	31	54
Neither	38	34	33	30	48	28
DK/NA	5	3	2	3	3	6

Financial Status

	I do not make ends meet & I make ends meet with great difficulty	I make ends meet but I do not save	I am financially comfortable
The presence of the US Army in Greece	10	17	19
The presence of an EU Army in Greece	40	54	59
Neither	46	27	18
DK/NA	4	3	3

Ideology

	Left (+ far left)	Center-left	Center	Center- right	Right (+ far right)	DK/NA - None
The presence of the US Army in Greece	2	6	17	27	25	9
The presence of an EU Army in Greece	32	56	56	55	52	31
Neither	64	35	22	15	20	53
DK/NA	2	3	5	3	3	6

Party affiliation (Vote in 2019 elections)

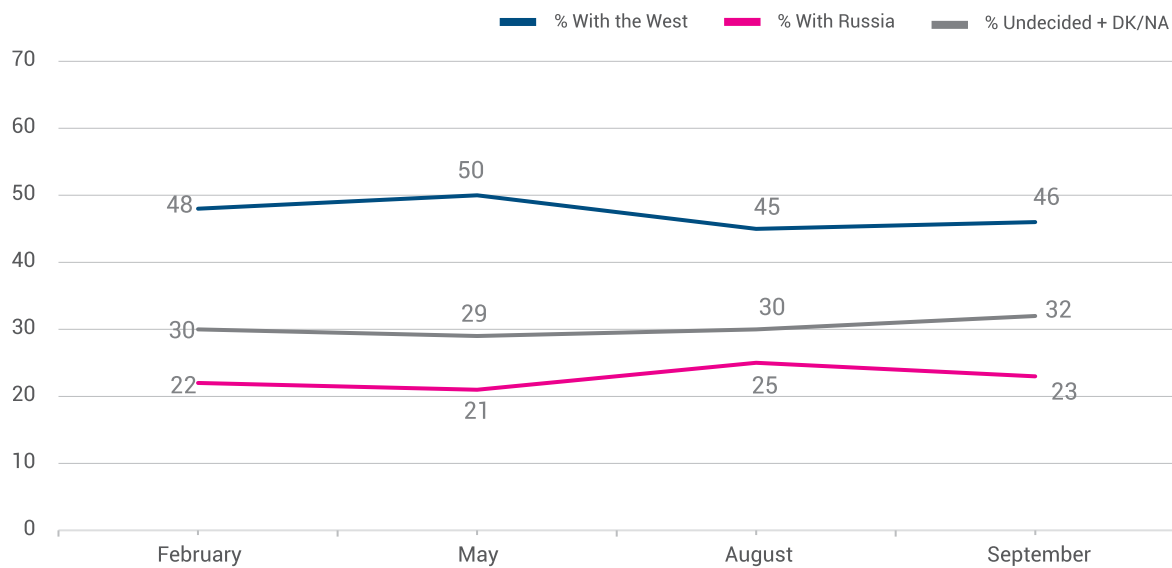
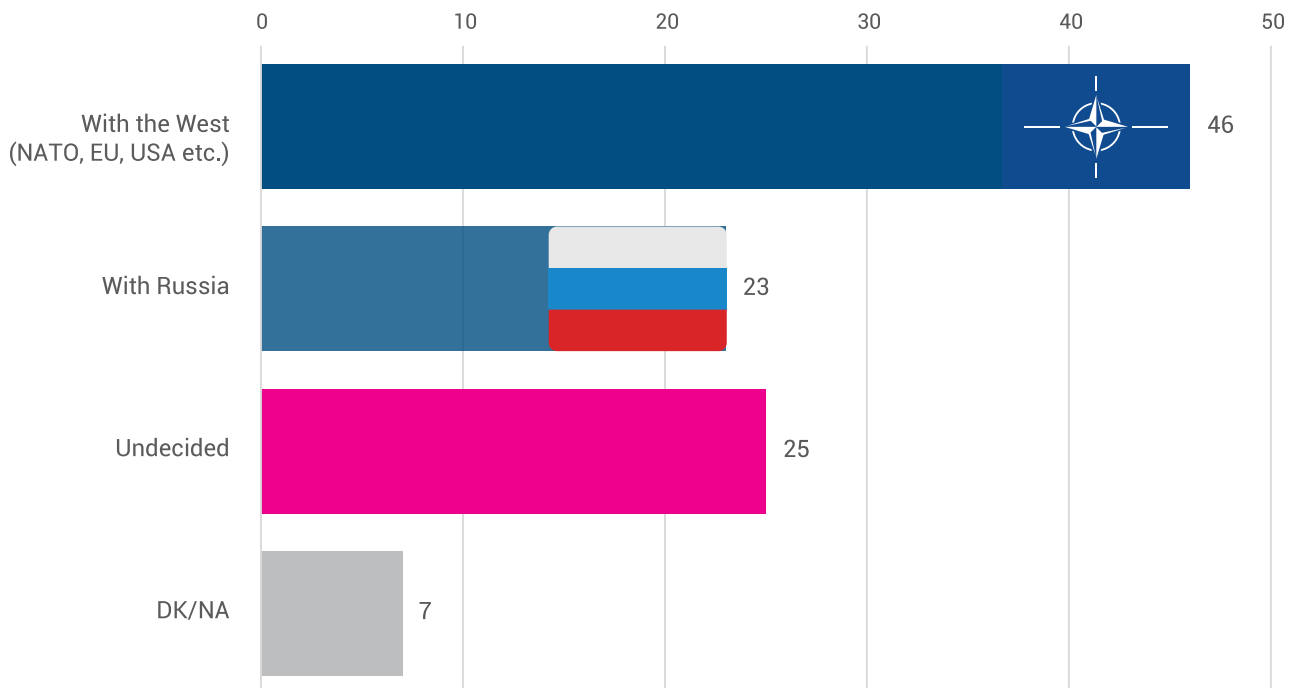
	ND	SYRIZA	KINAL	"Smaller Parties"	Abstention / Blank-inval- id/NA
The presence of the US Army in Greece	27	5	10	7	10
The presence of an EU Army in Greece	56	45	70	33	43
Neither	14	46	16	59	39
DK/NA	3	3	4	1	8

SECTION 7

The West vs Russia / Sanctions and Greece's energy autonomy

STANCE ON THE BROADER CONFLICT BETWEEN THE WEST AND RUSSIA

In the conflict that has emerged between the West and Russia, with which side are you closer to?



STANCE ON THE BROADER CONFLICT BETWEEN THE WEST AND RUSSIA

In the conflict that has emerged between the West and Russia, with which side are you closer to?

Gender & Age

	Male	Female	17 - 34	35 - 44	45 - 54	55 - 64	65+
With the West (NATO, EU, USA etc.)	46	46	39	42	45	43	57
With Russia	24	21	25	22	21	26	20
Undecided	24	26	30	26	27	25	19
DK/NA	7	7	6	10	7	7	4

Region (NUTS 1)

	Attica	Northern Greece	Aegean islands & Crete	Central Greece
With the West (NATO, EU, USA etc.)	50	39	49	46
With Russia	21	26	18	23
Undecided	22	30	26	25
DK/NA	7	6	7	7

Education

	Primary	Secondary	Tertiary / Post-graduate
With the West (NATO, EU, USA etc.)	48	44	47
With Russia	29	24	21
Undecided	18	26	25
DK/NA	5	6	7

Social class (self-placement)

	Lower	Middle – Lower middle	Upper middle – Upper
With the West (NATO, EU, USA etc.)	24	40	59
With Russia	38	24	18
Undecided	28	29	20
DK/NA	10	8	4

STANCE ON THE BROADER CONFLICT BETWEEN THE WEST AND RUSSIA

In the conflict that has emerged between the West and Russia, with which side are you closer to?

Occupation

	Public Servant	Private employee	Self- employed	Pensioner	Unem- ployed	Other
With the West (NATO, EU, USA etc.)	34	42	47	56	40	52
With Russia	25	26	20	21	20	20
Undecided	30	25	26	18	36	22
DK/NA	10	7	7	5	4	6

Financial Status

	I do not make ends meet & I make ends meet with great difficulty	I make ends meet but I do not save	I am financially comfortable
With the West (NATO, EU, USA etc.)	30	55	69
With Russia	32	17	10
Undecided	31	22	16
DK/NA	8	6	5

Ideology

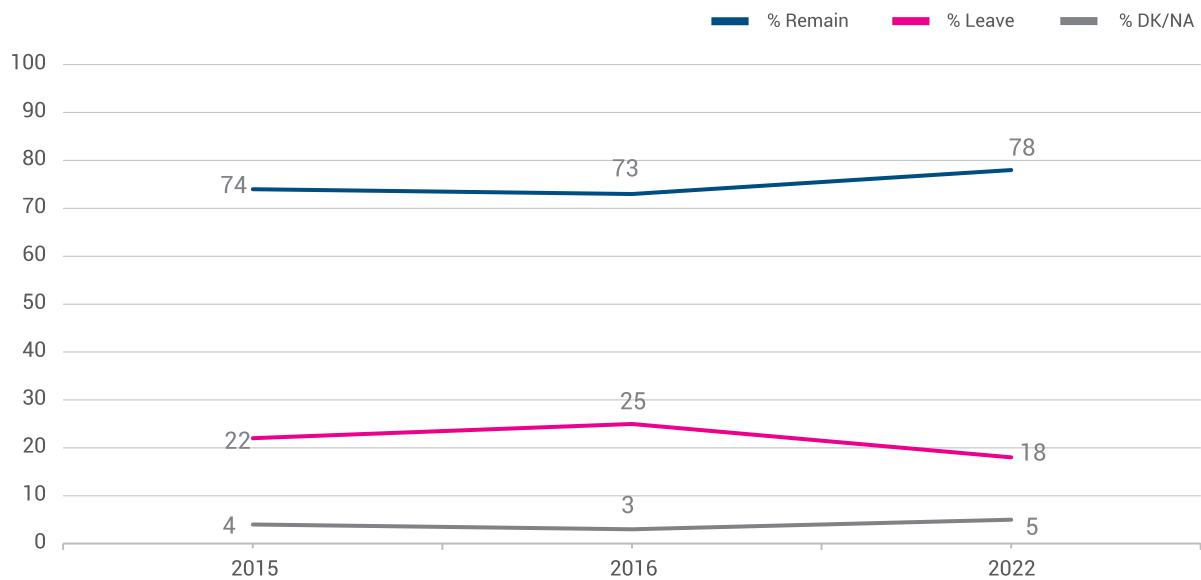
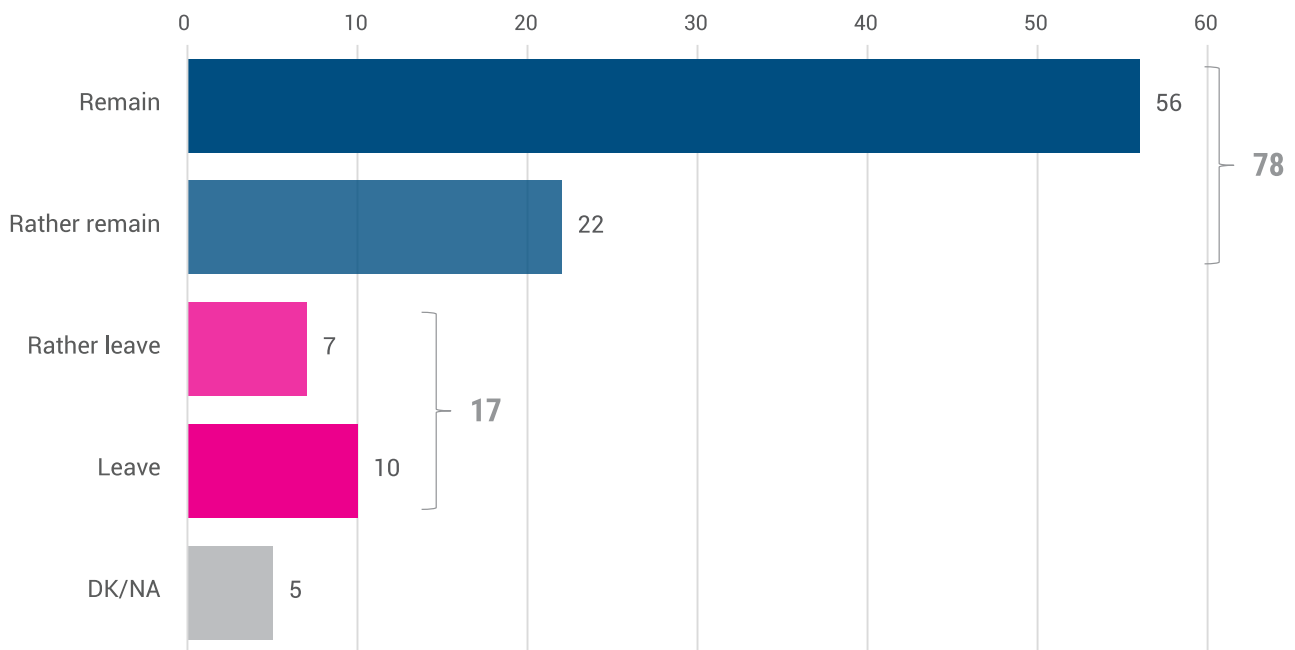
	Left (+ far left)	Center-left	Center	Center- right	Right (+ far right)	DK/NA - None
With the West (NATO, EU, USA etc.)	11	35	64	78	57	26
With Russia	29	26	12	10	28	37
Undecided	43	35	20	11	11	24
DK/NA	17	4	4	2	4	13

Party affiliation (Vote in 2019 elections)

	ND	SYRIZA	KINAL	"Smaller Parties"	Abstention / Blank-inval- id/NA
With the West (NATO, EU, USA etc.)	74	25	67	19	36
With Russia	9	28	9	45	24
Undecided	14	39	21	27	26
DK/NA	3	8	3	8	14

SHOULD GREECE REMAIN A MEMBER OF NATO?

Besides the EU, Greece is also a member of NATO. In your opinion, should Greece remain a member of NATO or should it leave NATO?



SHOULD GREECE REMAIN A MEMBER OF NATO?

Besides the EU, Greece is also a member of NATO. In your opinion, should Greece remain a member of NATO or should it leave NATO?

Gender & Age

	Male	Female	17 - 34	35 - 44	45 - 54	55 - 64	65+
Remain	57	56	51	56	58	52	63
Rather remain	20	23	22	22	22	23	20
Rather leave	8	6	8	6	7	7	8
Leave	11	9	17	10	8	11	7
DK/NA	4	5	2	7	5	6	3

Region (NUTS 1)

	Attica	Northern Greece	Aegean islands & Crete	Central Greece
Remain	57	52	65	58
Rather remain	20	27	21	18
Rather leave	8	6	3	9
Leave	10	9	8	11
DK/NA	5	6	3	4

Education

	Primary	Secondary	Tertiary / Post-graduate
Remain	61	56	57
Rather remain	18	24	21
Rather leave	7	6	8
Leave	14	10	10
DK/NA	1	5	5

SHOULD GREECE REMAIN A MEMBER OF NATO?

Besides the EU, Greece is also a member of NATO. In your opinion, should Greece remain a member of NATO or should it leave NATO?

Social class (self-placement)

	Lower	Middle – Lower middle	Upper middle – Upper
Remain	37	50	70
Rather remain	21	26	16
Rather leave	7	9	5
Leave	24	11	6
DK/NA	9	5	3

Occupation

	Public Servant	Private employee	Self- employed	Pensioner	Unem- ployed	Other
Remain	53	54	59	59	53	59
Rather remain	26	24	19	19	21	21
Rather leave	7	6	8	8	9	5
Leave	9	10	11	10	10	10
DK/NA	5	7	3	3	6	4

Financial Status

	I do not make ends meet & I make ends meet with great difficulty	I make ends meet but I do not save	I am financially comfortable
Remain	43	66	74
Rather remain	27	17	15
Rather leave	9	6	4
Leave	14	8	4
DK/NA	7	3	2

SHOULD GREECE REMAIN A MEMBER OF NATO?

Besides the EU, Greece is also a member of NATO. In your opinion, should Greece remain a member of NATO or should it leave NATO?

Ideology

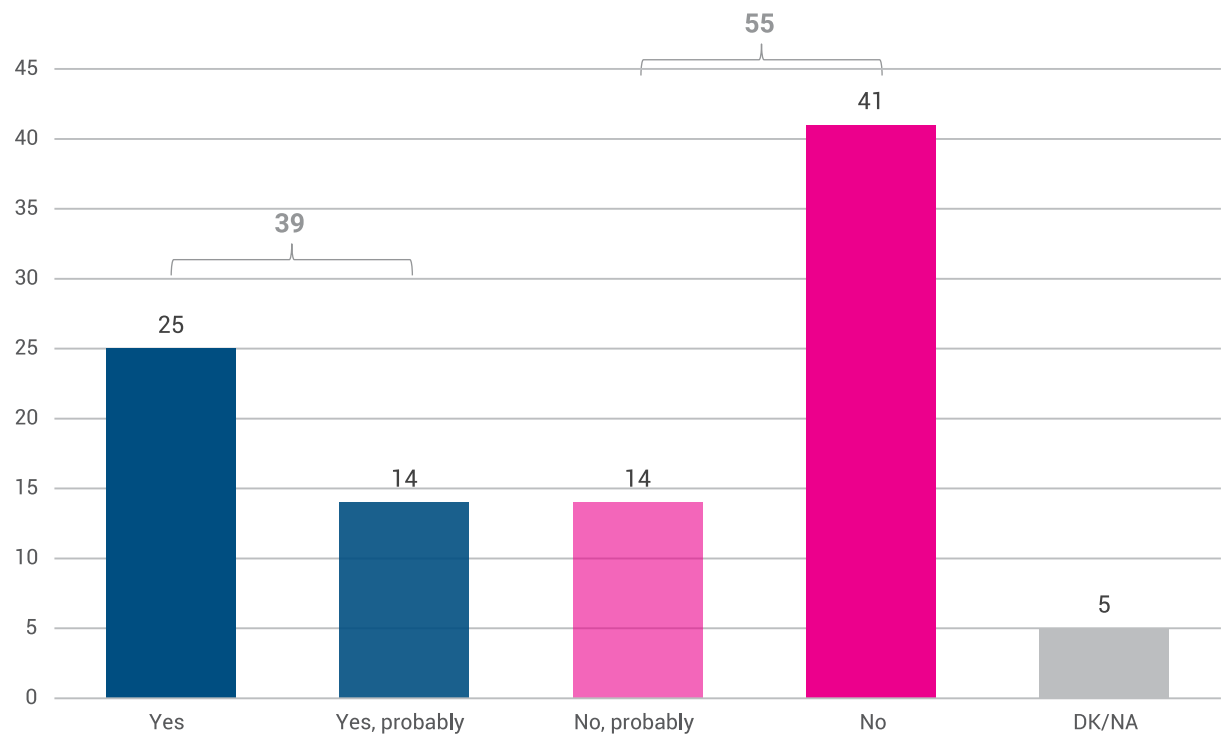
	Left (+ far left)	Center-left	Center	Center-right	Right (+ far right)	DK/NA - None
Remain	18	46	75	87	71	41
Rather remain	33	32	17	9	14	21
Rather leave	10	12	4	1	5	12
Leave	30	5	3	3	8	14
DK/NA	9	4	2	1	2	12

Party affiliation (Vote in 2019 elections)

	ND	SYRIZA	KINAL	"Smaller Parties"	Abstention / Blank-invalid/ NA
Remain	82	37	71	33	51
Rather remain	13	34	24	19	21
Rather leave	2	13	3	12	6
Leave	2	10	1	27	14
DK/NA	1	6	1	9	7

STANCE ON THE ISSUE OF SANCTIONS AGAINST RUSSIA

In your opinion, should Western countries maintain economic sanctions against Russia for its stance towards Ukraine?



STANCE ON THE ISSUE OF SANCTIONS AGAINST RUSSIA

In your opinion, should Western countries maintain economic sanctions against Russia for its stance towards Ukraine?

Gender & Age

	Male	Female	17 - 34	35 - 44	45 - 54	55 - 64	65+
Yes	26	24	22	27	23	22	32
Yes, probably	14	15	11	15	16	14	15
No, probably	15	13	14	13	15	14	13
No	41	42	49	41	42	46	32
DK/NA	5	6	4	5	5	4	8

Region (NUTS 1)

	Attica	Northern Greece	Aegean islands & Crete	Central Greece
Yes	27	22	27	25
Yes, probably	15	12	18	14
No, probably	15	13	12	13
No	39	46	39	42
DK/NA	4	7	5	6

Education

	Primary	Secondary	Tertiary / Post-graduate
Yes	20	25	26
Yes, probably	12	12	16
No, probably	12	17	12
No	41	41	41
DK/NA	15	4	5

STANCE ON THE ISSUE OF SANCTIONS AGAINST RUSSIA

In your opinion, should Western countries maintain economic sanctions against Russia for its stance towards Ukraine?

Social class (self-placement)

	Lower	Middle – Lower middle	Upper middle – Upper
Yes	15	21	33
Yes, probably	7	14	17
No, probably	5	16	13
No	67	44	32
DK/NA	6	6	4

Occupation

	Public Servant	Private employee	Self- employed	Pensioner	Unem- ployed	Other
Yes	19	25	25	28	25	30
Yes, probably	13	14	14	16	13	14
No, probably	14	14	14	14	12	15
No	46	44	42	34	49	35
DK/NA	7	3	4	9	1	7

Financial Status

	I do not make ends meet & I make ends meet with great difficulty	I make ends meet but I do not save	I am financially comfortable
Yes	15	31	40
Yes, probably	10	17	19
No, probably	13	15	14
No	55	32	23
DK/NA	7	4	4

STANCE ON THE ISSUE OF SANCTIONS AGAINST RUSSIA

In your opinion, should Western countries maintain economic sanctions against Russia for its stance towards Ukraine?

Ideology

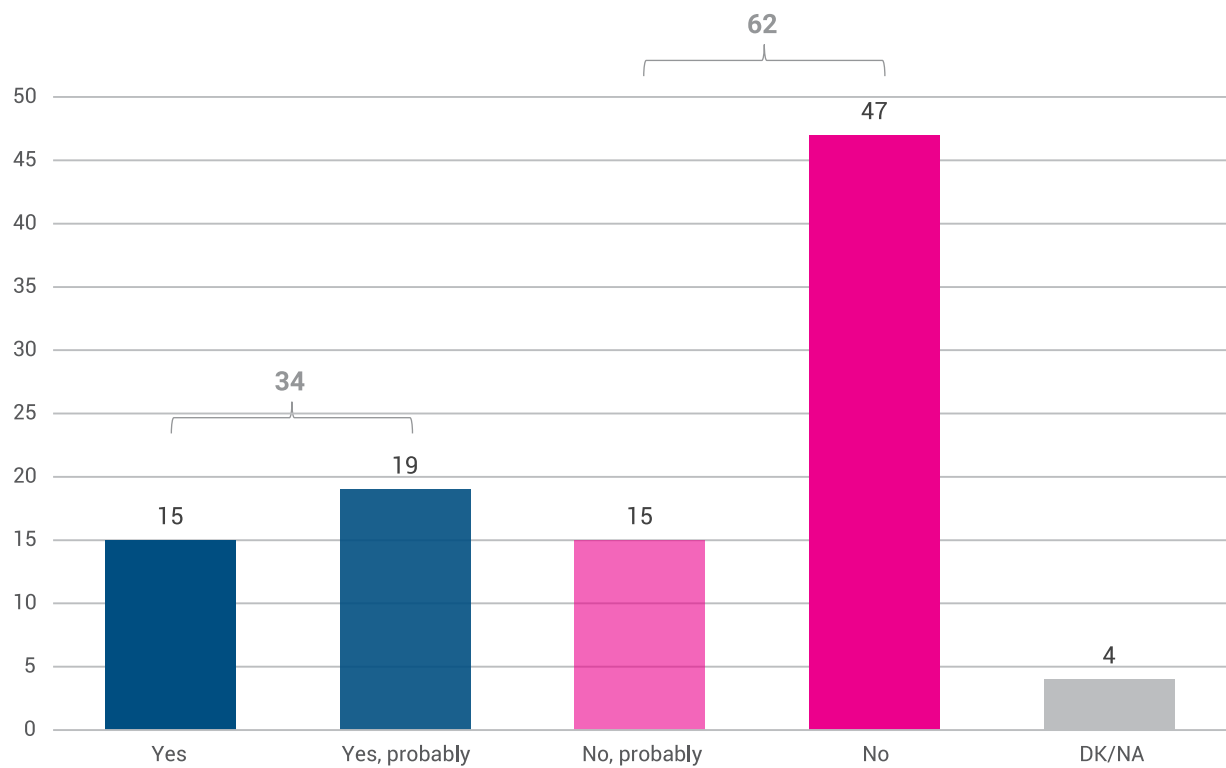
	Left (+ far left)	Center-left	Center	Center-right	Right (+ far right)	DK/NA - None
Yes	4	16	38	43	36	16
Yes, probably	6	12	19	25	13	9
No, probably	12	19	15	11	11	11
No	71	47	25	18	34	56
DK/NA	6	6	4	4	6	8

Party affiliation (Vote in 2019 elections)

	ND	SYRIZA	KINAL	"Smaller Parties"	Abstention / Blank-invalid/NA
Yes	45	10	32	12	18
Yes, probably	21	10	24	6	14
No, probably	12	19	16	10	11
No	17	56	22	69	49
DK/NA	5	6	6	3	9

GREECE'S AUTONOMY FROM RUSSIAN ENERGY RESOURCES: WOULD THEY PAY MORE?

Would you be willing to pay higher energy prices for Greece's greater autonomy from Russia's energy resources?



GREECE'S AUTONOMY FROM RUSSIAN ENERGY RESOURCES: WOULD THEY PAY MORE?

Would you be willing to pay higher energy prices for Greece's greater autonomy from Russia's energy resources?

Gender & Age

	Male	Female	17 - 34	35 - 44	45 - 54	55 - 64	65+
Yes	14	15	12	14	13	13	20
Yes, probably	19	20	18	21	21	18	19
No, probably	17	13	13	18	15	13	15
No	46	49	52	44	47	52	43
DK/NA	3	4	4	4	3	4	4

Region (NUTS 1)

	Attica	Northern Greece	Aegean islands & Crete	Central Greece
Yes	16	13	14	15
Yes, probably	22	17	20	18
No, probably	16	14	18	14
No	43	52	45	50
DK/NA	3	5	3	3

Education

	Primary	Secondary	Tertiary / Post-graduate
Yes	14	12	16
Yes, probably	11	19	21
No, probably	12	16	15
No	58	49	45
DK/NA	6	4	4

GREECE'S AUTONOMY FROM RUSSIAN ENERGY RESOURCES: WOULD THEY PAY MORE?

Would you be willing to pay higher energy prices for Greece's greater autonomy from Russia's energy resources?

Social class (self-placement)

	Lower	Middle – Lower middle	Upper middle – Upper
Yes	5	12	20
Yes, probably	10	17	25
No, probably	13	15	15
No	70	51	37
DK/NA	2	4	3

Occupation

	Public Servant	Private employee	Self- employed	Pensioner	Unem- ployed	Other
Yes	10	13	19	17	9	15
Yes, probably	17	21	20	20	17	19
No, probably	18	16	14	15	11	14
No	50	47	44	45	61	48
DK/NA	5	4	3	4	2	4

Financial Status

	I do not make ends meet & I make ends meet with great difficulty	I make ends meet but I do not save	I am financially comfortable
Yes	9	17	26
Yes, probably	12	24	32
No, probably	15	16	12
No	61	39	28
DK/NA	4	4	2

GREECE'S AUTONOMY FROM RUSSIAN ENERGY RESOURCES: WOULD THEY PAY MORE?

Would you be willing to pay higher energy prices for Greece's greater autonomy from Russia's energy resources?

Ideology

	Left (+ far left)	Center-left	Center	Center-right	Right (+ far right)	DK/NA - None
Yes	3	10	17	27	22	9
Yes, probably	5	14	29	36	19	12
No, probably	12	15	19	16	13	16
No	75	59	32	19	42	57
DK/NA	4	3	2	3	5	7

Party affiliation (Vote in 2019 elections)

	ND	SYRIZA	KINAL	"Smaller Parties"	Abstention / Blank-invalid/NA
Yes	25	5	21	10	8
Yes, probably	34	10	21	10	14
No, probably	15	15	24	10	16
No	23	66	33	66	57
DK/NA	4	4	1	3	5



SPECIAL SECTION

GERMANY

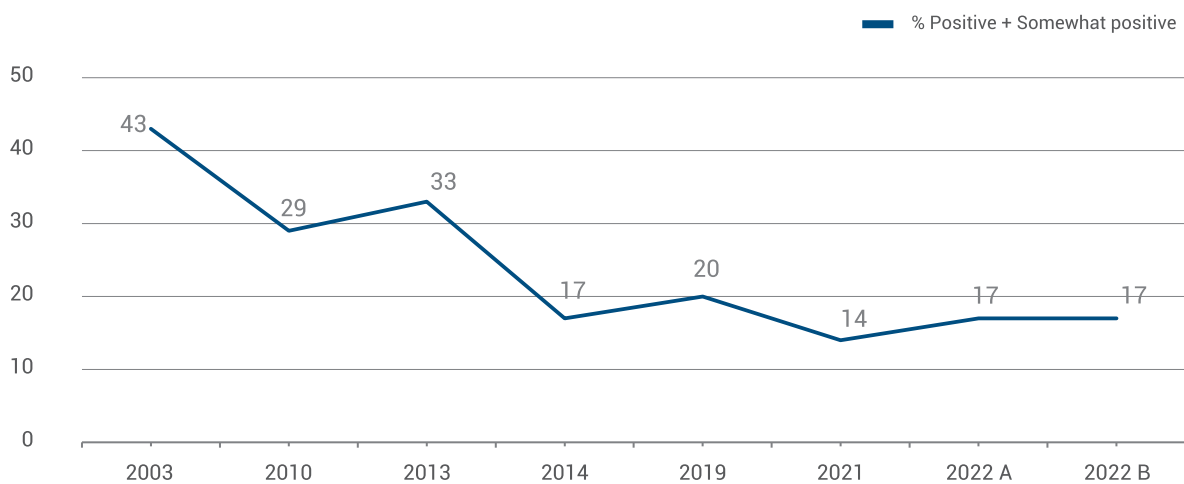
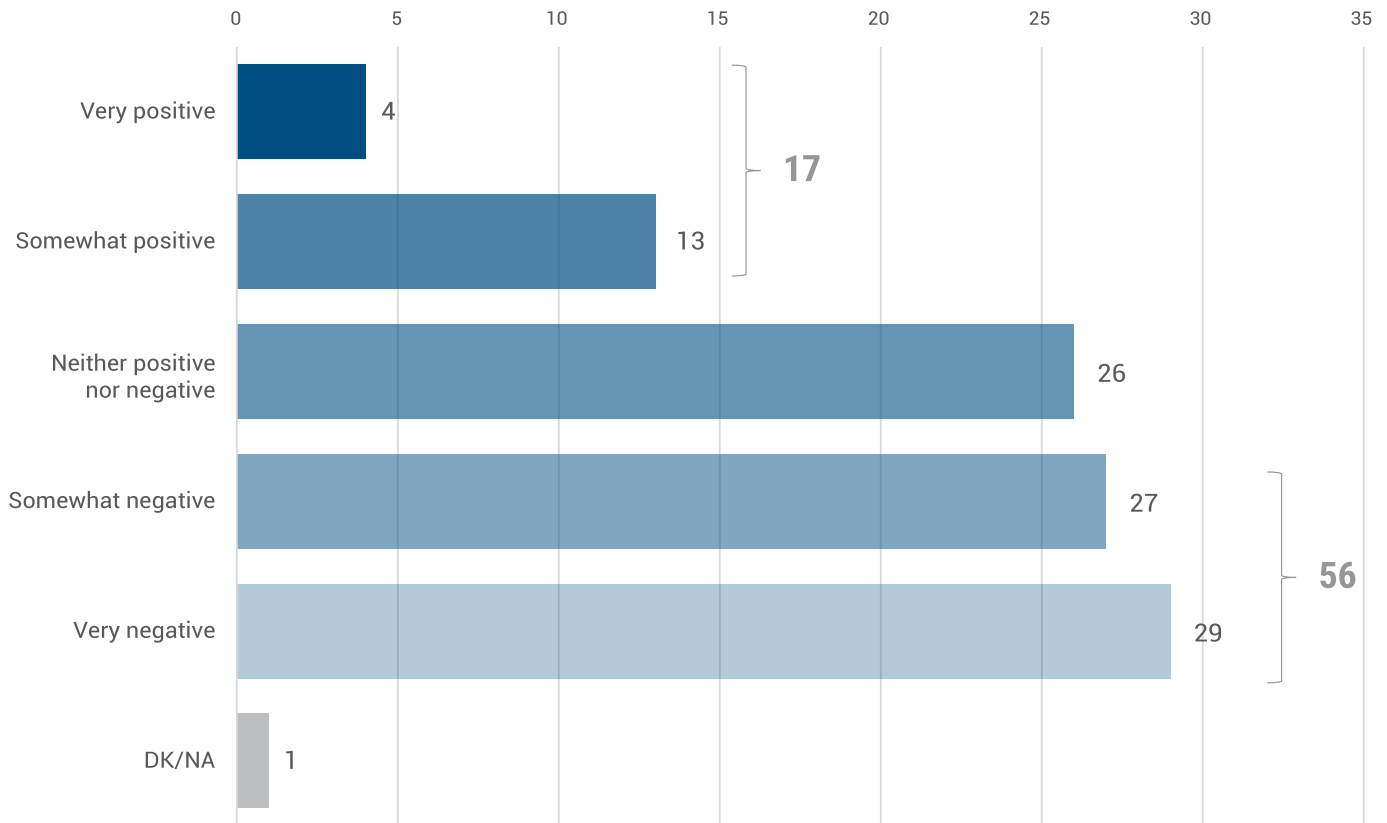
Greek public opinion of Germany and
the German Liberals

SECTION A1

The image of Germany in Greece

OPINION ABOUT GERMANY

What is your opinion about Germany? Positive or negative?



OPINION ABOUT GERMANY

What is your opinion about Germany? Positive or negative?

Gender & Age

	Male	Female	17 - 34	35 - 44	45 - 54	55 - 64	65+
Very positive	3	4	3	3	2	3	6
Somewhat positive	12	14	10	11	12	11	18
Neither positive nor negative	29	24	29	27	26	23	29
Somewhat negative	26	28	23	26	27	31	27
Very negative	30	29	34	32	32	31	19
DK/NA	-	1	1	1	1	1	2

Region (NUTS 1)

	Attica	Northern Greece	Aegean islands & Crete	Central Greece
Very positive	2	3	5	5
Somewhat positive	13	13	18	9
Neither positive nor negative	28	25	26	25
Somewhat negative	28	27	30	25
Very negative	28	31	20	33
DK/NA	1	1	1	2

Education

	Primary	Secondary	Tertiary / Post-graduate
Very positive	11	4	2
Somewhat positive	16	11	14
Neither positive nor negative	21	27	27
Somewhat negative	11	28	28
Very negative	37	29	28
DK/NA	4	1	1

OPINION ABOUT GERMANY

What is your opinion about Germany? Positive or negative?

Social class (self-placement)

	Lower	Middle – Lower middle	Upper middle – Upper
Very positive	6	3	4
Somewhat positive	10	10	17
Neither positive nor negative	14	26	29
Somewhat negative	22	30	26
Very negative	46	30	24
DK/NA	3	1	1

Occupation

	Public Servant	Private employee	Self- employed	Pensioner	Unem- ployed	Other
Very positive	2	2	3	4	7	6
Somewhat positive	11	11	12	15	11	17
Neither positive nor negative	23	31	26	26	22	26
Somewhat negative	24	27	26	30	28	30
Very negative	37	29	33	23	30	20
DK/NA	2	1	-	1	1	1

Financial Status

	I do not make ends meet & I make ends meet with great difficulty	I make ends meet but I do not save	I am financially comfortable
Very positive	3	4	4
Somewhat positive	7	17	18
Neither positive nor negative	19	32	31
Somewhat negative	26	28	29
Very negative	43	19	15
DK/NA	1	-	2

OPINION ABOUT GERMANY

What is your opinion about Germany? Positive or negative?

Ideology

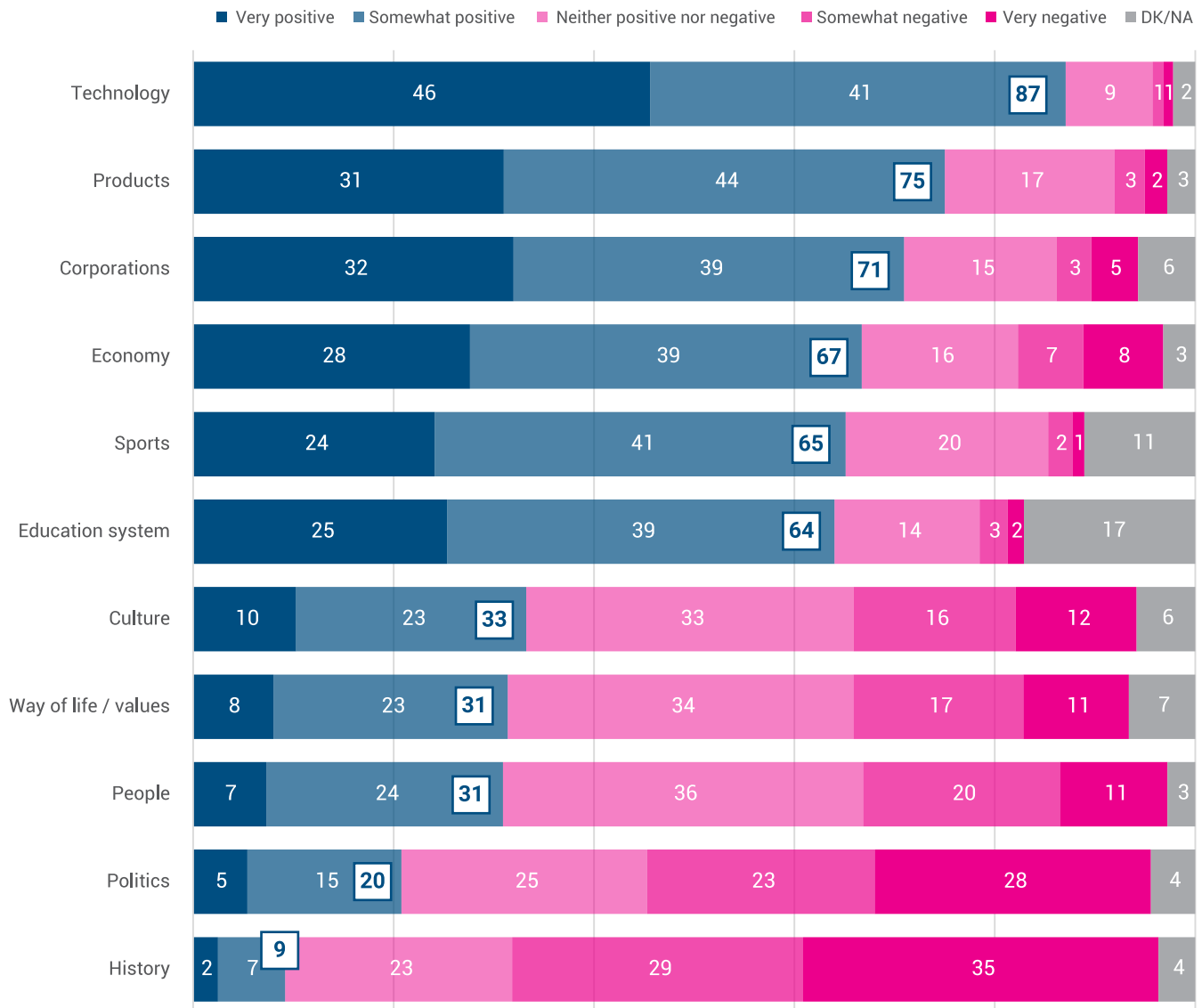
	Left (+ far left)	Center-left	Center	Center-right	Right (+ far right)	DK/NA - None
Very positive	2	1	4	3	11	2
Somewhat positive	5	10	21	16	12	12
Neither positive nor negative	19	24	31	39	27	15
Somewhat negative	36	33	23	24	19	23
Very negative	37	31	22	18	29	43
DK/NA	1	1	-	-	2	4

Party affiliation (Vote in 2019 elections)

	ND	SYRIZA	KINAL	"Smaller Parties"	Abstention / Blank-invalid/ NA
Very positive	4	2	5	5	2
Somewhat positive	18	6	25	7	14
Neither positive nor negative	37	22	26	16	21
Somewhat negative	25	35	29	22	26
Very negative	16	34	15	50	36
DK/NA	1	1	-	1	2

OPINION ON GERMANY'S SPECIFIC TRAITS

Talking about Germany, what is your opinion on each of the following? German...



OPINION ON GERMANY'S SPECIFIC TRAITS

Talking about Germany, what is your opinion on each of the following? German...

Gender & Age

		Male	Female	17 - 34	35 - 44	45 - 54	55 - 64	65+
Technology	Positive & Somewhat positive	88	86	80	88	88	87	90
	Neither positive nor	8	9	14	8	9	9	5
	Negative & Somewhat negative	2	2	4	2	2	1	2
Products	Positive & Somewhat positive	78	72	67	73	75	75	82
	Neither positive nor	15	19	19	20	21	18	9
	Negative & Somewhat negative	5	5	10	6	3	4	5
Corporations	Positive & Somewhat positive	72	70	66	69	72	67	78
	Neither positive nor	16	14	17	17	15	18	10
	Negative & Somewhat negative	9	7	13	8	9	9	4
Economy	Positive & Somewhat positive	69	65	61	65	66	63	76
	Neither positive nor	17	15	17	19	18	17	8
	Negative & Somewhat negative	12	17	20	14	13	15	12
Sports	Positive & Somewhat positive	72	59	58	62	70	67	65
	Neither positive nor	18	22	28	24	18	18	16
	Negative & Somewhat negative	3	4	5	4	3	3	4
Education system	Positive & Somewhat positive	67	61	65	65	65	61	64
	Neither positive nor	14	15	18	15	17	15	10
	Negative & Somewhat negative	4	4	5	5	4	5	3
Culture	Positive & Somewhat positive	34	32	32	29	29	34	41
	Neither positive nor	31	34	32	35	38	31	28
	Negative & Somewhat negative	30	26	33	31	27	29	23
Way of life / values	Positive & Somewhat positive	32	31	30	28	24	30	44
	Neither positive nor	34	35	33	37	41	37	25
	Negative & Somewhat negative	29	26	32	29	29	26	23
People	Positive & Somewhat positive	32	30	28	29	28	28	40
	Neither positive nor	36	36	34	36	42	37	30
	Negative & Somewhat negative	30	31	37	34	27	32	25
Politics	Positive & Somewhat positive	23	18	21	17	15	20	31
	Neither positive nor	23	26	24	26	27	23	23
	Negative & Somewhat negative	51	49	54	52	54	53	40
History	Positive & Somewhat positive	10	8	10	8	9	8	11
	Neither positive nor	23	22	16	22	26	24	23
	Negative & Somewhat negative	64	65	71	66	62	64	62

OPINION ON GERMANY'S SPECIFIC TRAITS

Talking about Germany, what is your opinion on each of the following? German...

Region (NUTS 1)

		Attica	Northern Greece	Aegean islands & Crete	Central Greece
Technology	Positive & Somewhat positive	88	85	89	87
	Neither positive nor	8	12	7	6
	Negative & Somewhat negative	2	2	2	2
Products	Positive & Somewhat positive	74	77	82	71
	Neither positive nor	18	16	10	19
	Negative & Somewhat negative	6	3	6	8
Corporations	Positive & Somewhat positive	71	71	75	70
	Neither positive nor	16	16	9	15
	Negative & Somewhat negative	9	7	7	9
Economy	Positive & Somewhat positive	65	70	67	66
	Neither positive nor	16	14	15	17
	Negative & Somewhat negative	15	13	14	15
Sports	Positive & Somewhat positive	65	65	65	66
	Neither positive nor	20	22	19	19
	Negative & Somewhat negative	3	5	4	3
Education system	Positive & Somewhat positive	65	62	64	64
	Neither positive nor	12	19	14	13
	Negative & Somewhat negative	4	3	4	6
Culture	Positive & Somewhat positive	33	36	32	32
	Neither positive nor	32	29	38	36
	Negative & Somewhat negative	30	29	20	28
Way of life / values	Positive & Somewhat positive	32	32	29	31
	Neither positive nor	34	35	38	34
	Negative & Somewhat negative	27	28	24	29
People	Positive & Somewhat positive	34	28	38	26
	Neither positive nor	35	35	35	39
	Negative & Somewhat negative	28	34	21	33
Politics	Positive & Somewhat positive	20	24	20	20
	Neither positive nor	25	25	26	24
	Negative & Somewhat negative	51	48	48	52
History	Positive & Somewhat positive	9	10	10	8
	Neither positive nor	23	19	28	25
	Negative & Somewhat negative	65	66	57	65

OPINION ON GERMANY'S SPECIFIC TRAITS

Talking about Germany, what is your opinion on each of the following? German...

Education

		Primary	Secondary	Tertiary / Post-graduate
Technology	Positive & Somewhat positive	80	84	90
	Neither positive nor	12	11	7
	Negative & Somewhat negative	2	2	2
Products	Positive & Somewhat positive	67	73	77
	Neither positive nor	15	19	16
	Negative & Somewhat negative	13	5	5
Corporations	Positive & Somewhat positive	70	69	73
	Neither positive nor	16	17	14
	Negative & Somewhat negative	3	8	9
Economy	Positive & Somewhat positive	65	66	68
	Neither positive nor	13	17	15
	Negative & Somewhat negative	10	14	15
Sports	Positive & Somewhat positive	56	64	66
	Neither positive nor	12	20	21
	Negative & Somewhat negative	3	3	4
Education system	Positive & Somewhat positive	61	62	67
	Neither positive nor	5	15	15
	Negative & Somewhat negative	6	4	4
Culture	Positive & Somewhat positive	35	28	37
	Neither positive nor	22	33	34
	Negative & Somewhat negative	26	33	25
Way of life / values	Positive & Somewhat positive	43	31	30
	Neither positive nor	19	32	37
	Negative & Somewhat negative	24	28	28
People	Positive & Somewhat positive	37	32	30
	Neither positive nor	18	35	38
	Negative & Somewhat negative	33	30	30
Politics	Positive & Somewhat positive	20	22	20
	Neither positive nor	18	26	24
	Negative & Somewhat negative	40	48	53
History	Positive & Somewhat positive	11	8	10
	Neither positive nor	21	21	24
	Negative & Somewhat negative	55	68	63

OPINION ON GERMANY'S SPECIFIC TRAITS

Talking about Germany, what is your opinion on each of the following? German...

Social class (self-placement)

		Lower	Middle – Lower middle	Upper middle – Upper
Technology	Positive & Somewhat positive	79	86	91
	Neither positive nor	11	9	7
	Negative & Somewhat negative	5	2	2
Products	Positive & Somewhat positive	63	73	81
	Neither positive nor	21	19	13
	Negative & Somewhat negative	11	4	5
Corporations	Positive & Somewhat positive	49	70	78
	Neither positive nor	24	17	10
	Negative & Somewhat negative	15	9	5
Economy	Positive & Somewhat positive	49	64	74
	Neither positive nor	19	17	12
	Negative & Somewhat negative	26	15	11
Sports	Positive & Somewhat positive	50	65	68
	Neither positive nor	21	22	17
	Negative & Somewhat negative	6	3	4
Education system	Positive & Somewhat positive	53	63	68
	Neither positive nor	11	17	12
	Negative & Somewhat negative	9	4	3
Culture	Positive & Somewhat positive	26	34	34
	Neither positive nor	23	35	32
	Negative & Somewhat negative	36	27	29
Way of life / values	Positive & Somewhat positive	25	30	35
	Neither positive nor	24	36	34
	Negative & Somewhat negative	42	26	26
People	Positive & Somewhat positive	32	30	32
	Neither positive nor	24	38	36
	Negative & Somewhat negative	39	29	31
Politics	Positive & Somewhat positive	17	20	23
	Neither positive nor	17	25	25
	Negative & Somewhat negative	59	51	48
History	Positive & Somewhat positive	3	10	10
	Neither positive nor	18	22	24
	Negative & Somewhat negative	69	64	64

OPINION ON GERMANY'S SPECIFIC TRAITS

Talking about Germany, what is your opinion on each of the following? German...

Occupation

		Public Servant	Private employee	Self- employed	Pensioner	Unem- ployed	Other
Technology	Positive & Somewhat positive	89	86	86	91	82	86
	Neither positive nor	8	10	11	5	11	8
	Negative & Somewhat negative	2	2	3	1	3	2
Products	Positive & Somewhat positive	76	76	74	79	69	71
	Neither positive nor	18	16	19	13	22	16
	Negative & Somewhat negative	3	6	6	3	6	11
Corporations	Positive & Somewhat positive	70	73	69	75	66	67
	Neither positive nor	16	17	16	13	18	11
	Negative & Somewhat negative	8	7	10	5	8	12
Economy	Positive & Somewhat positive	61	67	65	74	63	68
	Neither positive nor	19	19	18	9	17	9
	Negative & Somewhat negative	17	11	16	12	17	18
Sports	Positive & Somewhat positive	67	69	64	63	60	63
	Neither positive nor	22	19	21	19	27	17
	Negative & Somewhat negative	5	2	4	4	3	3
Education system	Positive & Somewhat positive	61	66	63	65	68	60
	Neither positive nor	22	14	15	10	15	9
	Negative & Somewhat negative	4	4	7	3	1	7
Culture	Positive & Somewhat positive	33	26	35	38	34	35
	Neither positive nor	34	37	33	30	25	30
	Negative & Somewhat negative	28	30	28	24	38	26
Way of life / values	Positive & Somewhat positive	24	28	32	38	29	38
	Neither positive nor	40	41	32	28	33	29
	Negative & Somewhat negative	30	25	31	25	30	26
People	Positive & Somewhat positive	26	31	29	37	27	33
	Neither positive nor	40	39	34	32	35	36
	Negative & Somewhat negative	32	29	34	26	34	29
Politics	Positive & Somewhat positive	18	18	23	26	13	25
	Neither positive nor	25	26	25	23	18	26
	Negative & Somewhat negative	52	52	50	46	62	42
History	Positive & Somewhat positive	10	7	9	10	8	10
	Neither positive nor	22	25	23	22	18	22
	Negative & Somewhat negative	64	63	66	64	71	64

OPINION ON GERMANY'S SPECIFIC TRAITS

Talking about Germany, what is your opinion on each of the following? German...

Financial Status

		I do not make ends meet & I make ends meet with great difficulty	I make ends meet but I do not save	I am financially comfortable
Technology	Positive & Somewhat positive	82	90	94
	Neither positive nor	12	7	3
	Negative & Somewhat negative	3	1	3
Products	Positive & Somewhat positive	68	79	84
	Neither positive nor	20	15	12
	Negative & Somewhat negative	7	4	4
Corporations	Positive & Somewhat positive	64	75	85
	Neither positive nor	20	13	6
	Negative & Somewhat negative	10	7	5
Economy	Positive & Somewhat positive	59	70	80
	Neither positive nor	18	15	10
	Negative & Somewhat negative	19	11	8
Sports	Positive & Somewhat positive	62	68	67
	Neither positive nor	21	20	20
	Negative & Somewhat negative	5	3	3
Education system	Positive & Somewhat positive	60	69	67
	Neither positive nor	17	12	11
	Negative & Somewhat negative	7	2	3
Culture	Positive & Somewhat positive	27	36	42
	Neither positive nor	30	35	33
	Negative & Somewhat negative	36	24	19
Way of life / values	Positive & Somewhat positive	25	35	40
	Neither positive nor	34	36	32
	Negative & Somewhat negative	34	23	22
People	Positive & Somewhat positive	28	33	35
	Neither positive nor	31	39	39
	Negative & Somewhat negative	37	24	25
Politics	Positive & Somewhat positive	16	24	26
	Neither positive nor	20	29	26
	Negative & Somewhat negative	59	43	44
History	Positive & Somewhat positive	7	11	9
	Neither positive nor	17	26	30
	Negative & Somewhat negative	71	60	60

OPINION ON GERMANY'S SPECIFIC TRAITS

Talking about Germany, what is your opinion on each of the following? German...

Ideology

		Left (+ far left)	Center-left	Center	Center- right	Right (+ far right)	DK/NA - None
Technology	Positive & Somewhat positive	85	90	88	89	82	83
	Neither positive nor	9	7	7	8	11	13
	Negative & Somewhat negative	4	1	4	1	2	2
Products	Positive & Somewhat positive	71	76	80	79	72	69
	Neither positive nor	20	18	15	15	17	16
	Negative & Somewhat negative	6	3	4	4	8	9
Corporations	Positive & Somewhat positive	53	71	80	84	72	59
	Neither positive nor	23	20	11	10	11	14
	Negative & Somewhat negative	16	6	6	3	8	13
Economy	Positive & Somewhat positive	50	68	72	79	67	61
	Neither positive nor	18	18	16	13	14	13
	Negative & Somewhat negative	28	13	12	7	15	14
Sports	Positive & Somewhat positive	58	67	70	71	62	58
	Neither positive nor	26	19	21	18	20	17
	Negative & Somewhat negative	3	3	3	4	4	3
Education system	Positive & Somewhat positive	56	62	71	70	62	65
	Neither positive nor	17	16	11	14	16	10
	Negative & Somewhat negative	9	3	5	2	4	4
Culture	Positive & Somewhat positive	38	34	38	32	25	26
	Neither positive nor	26	35	34	36	36	27
	Negative & Somewhat negative	28	27	25	27	33	36
Way of life / values	Positive & Somewhat positive	27	29	34	32	38	28
	Neither positive nor	33	36	40	40	28	25
	Negative & Somewhat negative	28	31	21	23	29	37
People	Positive & Somewhat positive	32	28	36	35	26	29
	Neither positive nor	33	33	37	42	35	37
	Negative & Somewhat negative	31	37	26	23	36	29
Politics	Positive & Somewhat positive	9	19	26	27	25	20
	Neither positive nor	17	24	29	29	29	16
	Negative & Somewhat negative	68	53	43	40	42	50
History	Positive & Somewhat positive	9	7	13	8	8	11
	Neither positive nor	19	23	26	25	25	16
	Negative & Somewhat negative	67	68	60	65	62	63

OPINION ON GERMANY'S SPECIFIC TRAITS

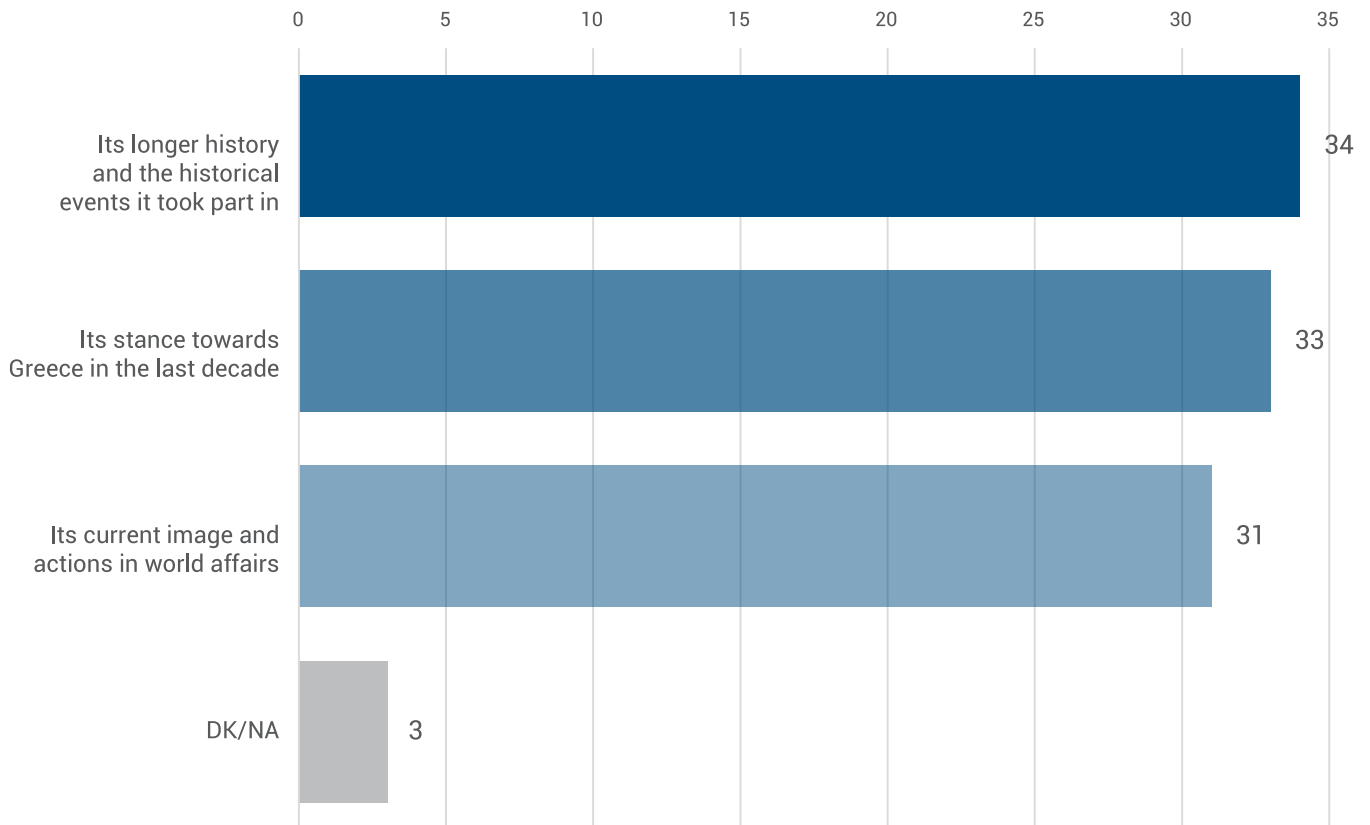
Talking about Germany, what is your opinion on each of the following? German...

Party affiliation (Vote in 2019 elections)

		ND	SYRIZA	KINAL	"Smaller Parties"	Abstention / Blank-invalid/NA
Technology	Positive & Somewhat positive	91	88	94	78	83
	Neither positive nor	7	8	4	16	8
	Negative & Somewhat negative	1	2	0	3	4
Products	Positive & Somewhat positive	81	74	83	65	71
	Neither positive nor	14	19	10	21	16
	Negative & Somewhat negative	3	4	3	11	7
Corporations	Positive & Somewhat positive	83	63	86	62	58
	Neither positive nor	10	19	10	21	16
	Negative & Somewhat negative	4	11	3	12	13
Economy	Positive & Somewhat positive	77	62	82	58	53
	Neither positive nor	14	16	9	18	19
	Negative & Somewhat negative	8	18	7	21	19
Sports	Positive & Somewhat positive	69	66	68	60	57
	Neither positive nor	19	20	20	23	19
	Negative & Somewhat negative	2	2	2	7	6
Education system	Positive & Somewhat positive	70	63	71	55	59
	Neither positive nor	12	16	11	19	13
	Negative & Somewhat negative	3	3	4	7	7
Culture	Positive & Somewhat positive	36	34	40	27	29
	Neither positive nor	37	30	38	30	29
	Negative & Somewhat negative	24	29	18	40	28
Way of life / values	Positive & Somewhat positive	38	29	36	27	24
	Neither positive nor	35	34	41	33	34
	Negative & Somewhat negative	23	29	17	37	31
People	Positive & Somewhat positive	35	27	38	27	31
	Neither positive nor	41	32	39	34	32
	Negative & Somewhat negative	23	38	18	36	32
Politics	Positive & Somewhat positive	26	15	31	20	12
	Neither positive nor	31	20	32	16	24
	Negative & Somewhat negative	40	60	34	60	54
History	Positive & Somewhat positive	11	8	8	7	9
	Neither positive nor	27	18	34	19	19
	Negative & Somewhat negative	59	68	57	72	64

FACTORS SHAPING THE IMAGE OF GERMANY IN GREECE

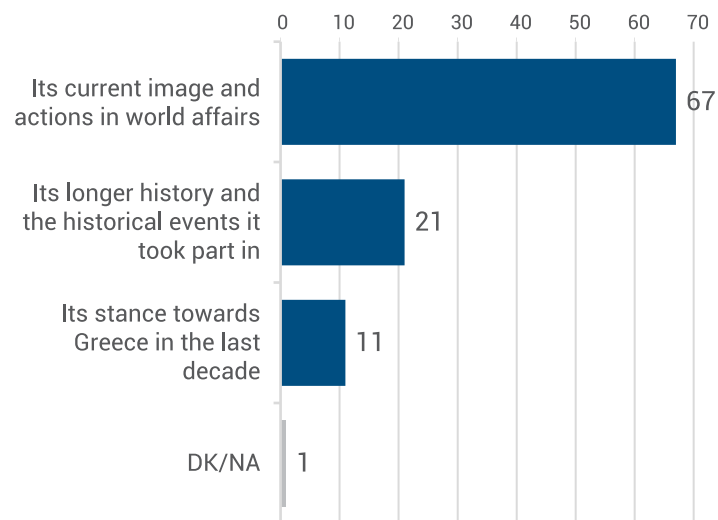
Would you say that your opinion on Germany is formed mostly based on....:



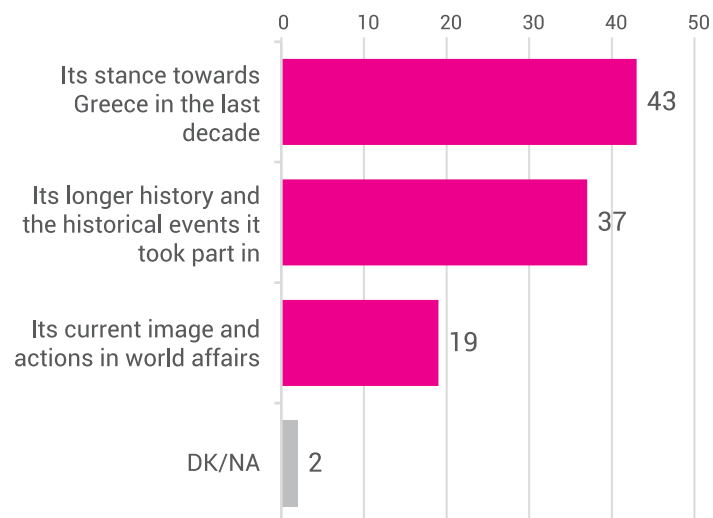
FACTORS SHAPING THE IMAGE OF GERMANY IN GREECE

Would you say that your opinion on Germany is formed mostly based on....:

BASE: Those with Very + Somewhat positive opinion of Germany (17%)



BASE: Those with Very + Somewhat negative opinion of Germany (17%)



FACTORS SHAPING THE IMAGE OF GERMANY IN GREECE

Would you say that your opinion on Germany is formed mostly based on....:

Gender & Age

	Male	Female	17 - 34	35 - 44	45 - 54	55 - 64	65+
Its longer history and the historical events it took part in	33	34	30	33	33	35	36
Its stance towards Greece in the last decade	32	33	30	33	36	36	28
Its current image and actions in world affairs	31	30	37	31	30	27	30
DK/NA	3	3	2	3	2	2	5

Region (NUTS 1)

	Attica	Northern Greece	Aegean islands & Crete	Central Greece
Its longer history and the historical events it took part in	34	32	26	38
Its stance towards Greece in the last decade	32	34	35	31
Its current image and actions in world affairs	31	31	37	26
DK/NA	2	3	2	5

Education

	Primary	Secondary	Tertiary / Post-graduate
Its longer history and the historical events it took part in	43	32	34
Its stance towards Greece in the last decade	30	36	31
Its current image and actions in world affairs	21	29	33
DK/NA	6	4	2

FACTORS SHAPING THE IMAGE OF GERMANY IN GREECE

Would you say that your opinion on Germany is formed mostly based on....:

Social class (self-placement)

	Lower	Middle – Lower middle	Upper middle – Upper
Its longer history and the historical events it took part in	38	32	36
Its stance towards Greece in the last decade	36	35	30
Its current image and actions in world affairs	19	31	32
DK/NA	7	2	2

Occupation

	Public Servant	Private employee	Self-employed	Pensioner	Unemployed	Other
Its longer history and the historical events it took part in	34	34	34	36	25	34
Its stance towards Greece in the last decade	39	33	31	29	39	30
Its current image and actions in world affairs	25	32	33	29	32	31
DK/NA	2	2	2	6	3	5

Financial Status

	I do not make ends meet & I make ends meet with great difficulty	I make ends meet but I do not save	I am financially comfortable
Its longer history and the historical events it took part in	35	33	32
Its stance towards Greece in the last decade	39	29	25
Its current image and actions in world affairs	23	35	39
DK/NA	3	3	4

FACTORS SHAPING THE IMAGE OF GERMANY IN GREECE

Would you say that your opinion on Germany is formed mostly based on....:

Ideology

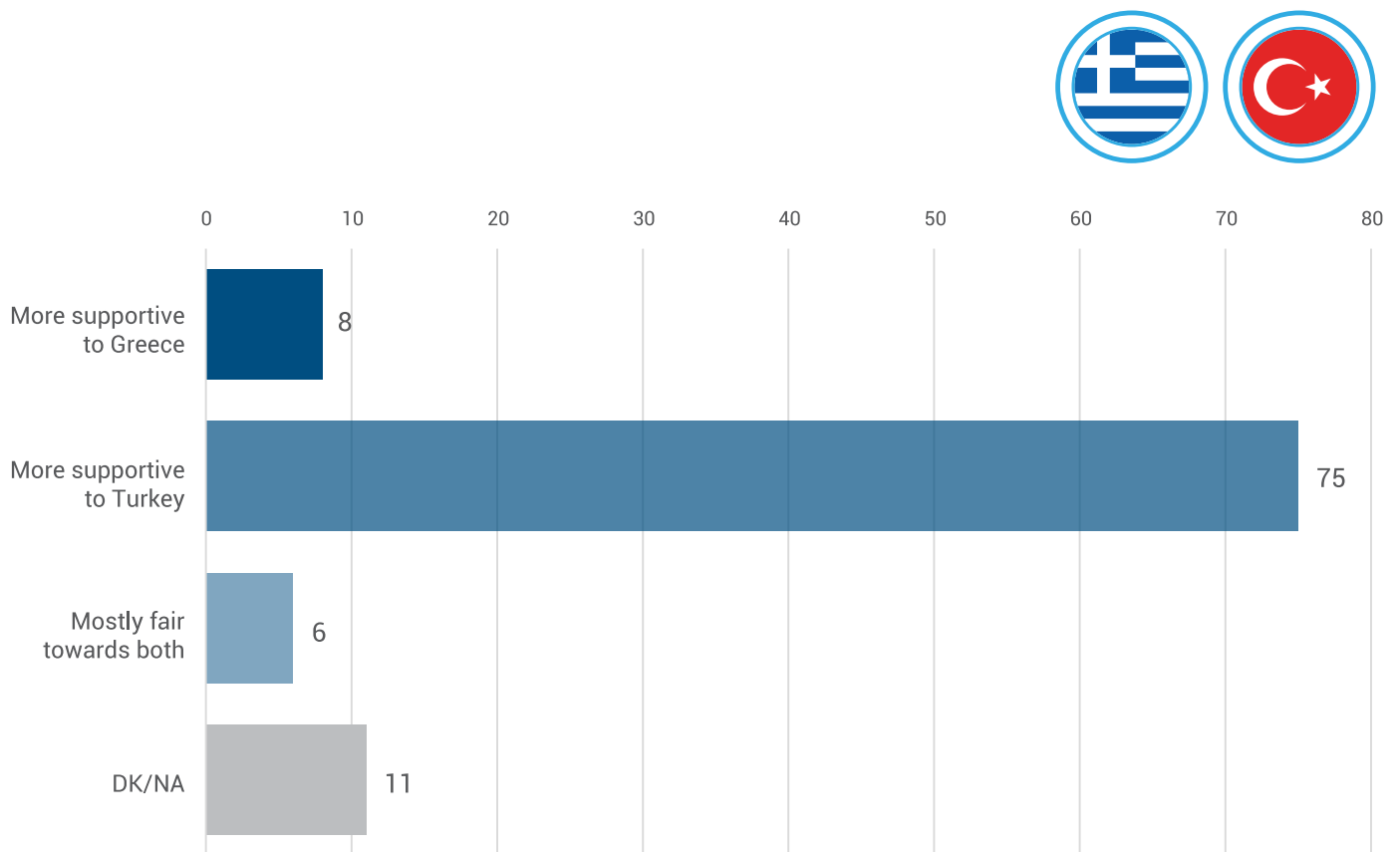
	Left (+ far left)	Center-left	Center	Center-right	Right (+ far right)	DK/NA - None
Its longer history and the historical events it took part in	37	40	25	30	37	32
Its stance towards Greece in the last decade	33	33	34	31	32	34
Its current image and actions in world affairs	25	26	39	39	26	29
DK/NA	5	1	2	1	5	4

Party affiliation (Vote in 2019 elections)

	ND	SYRIZA	KINAL	"Smaller Parties"	Abstention / Blank-invalid/ NA
Its longer history and the historical events it took part in	30	37	27	37	37
Its stance towards Greece in the last decade	31	37	30	35	28
Its current image and actions in world affairs	37	24	40	25	31
DK/NA	3	3	3	3	4

OPINION OVER THE STANCE OF GERMANY ON GREEK-TURKISH RELATIONS

More specifically, when it comes to Germany's stance on the Greco-Turkish relations, do you believe that Germany is...:



OPINION OVER THE STANCE OF GERMANY ON GREEK-TURKISH RELATIONS

More specifically, when it comes to Germany's stance on the Greco-Turkish relations, do you believe that Germany is...:

Gender & Age

	Male	Female	17 - 34	35 - 44	45 - 54	55 - 64	65+
More supportive to Greece	8	7	11	6	7	8	8
More supportive to Turkey	77	73	70	72	77	78	74
Mostly fair towards both	6	6	4	8	4	7	7
DK/NA	9	14	14	14	12	7	12

Region (NUTS 1)

	Attica	Northern Greece	Aegean islands & Crete	Central Greece
More supportive to Greece	8	7	12	7
More supportive to Turkey	76	74	68	76
Mostly fair towards both	5	7	7	6
DK/NA	11	12	13	10

Education

	Primary	Secondary	Tertiary / Post-graduate
More supportive to Greece	10	9	7
More supportive to Turkey	65	74	76
Mostly fair towards both	10	6	5
DK/NA	15	11	11

OPINION OVER THE STANCE OF GERMANY ON GREEK-TURKISH RELATIONS

More specifically, when it comes to Germany's stance on the Greco-Turkish relations, do you believe that Germany is...:

Social class (self-placement)

	Lower	Middle – Lower middle	Upper middle – Upper
More supportive to Greece	7	8	8
More supportive to Turkey	65	75	77
Mostly fair towards both	11	5	6
DK/NA	17	12	9

Occupation

	Public Servant	Private employee	Self- employed	Pensioner	Unem- ployed	Other
More supportive to Greece	7	6	9	8	11	6
More supportive to Turkey	74	78	78	71	72	71
Mostly fair towards both	6	5	4	7	9	8
DK/NA	13	11	8	13	7	15

Financial Status

	I do not make ends meet & I make ends meet with great difficulty	I make ends meet but I do not save	I am financially comfortable
More supportive to Greece	5	9	14
More supportive to Turkey	76	75	70
Mostly fair towards both	6	6	4
DK/NA	13	10	12

OPINION OVER THE STANCE OF GERMANY ON GREEK-TURKISH RELATIONS

More specifically, when it comes to Germany's stance on the Greco-Turkish relations, do you believe that Germany is...:

Ideology

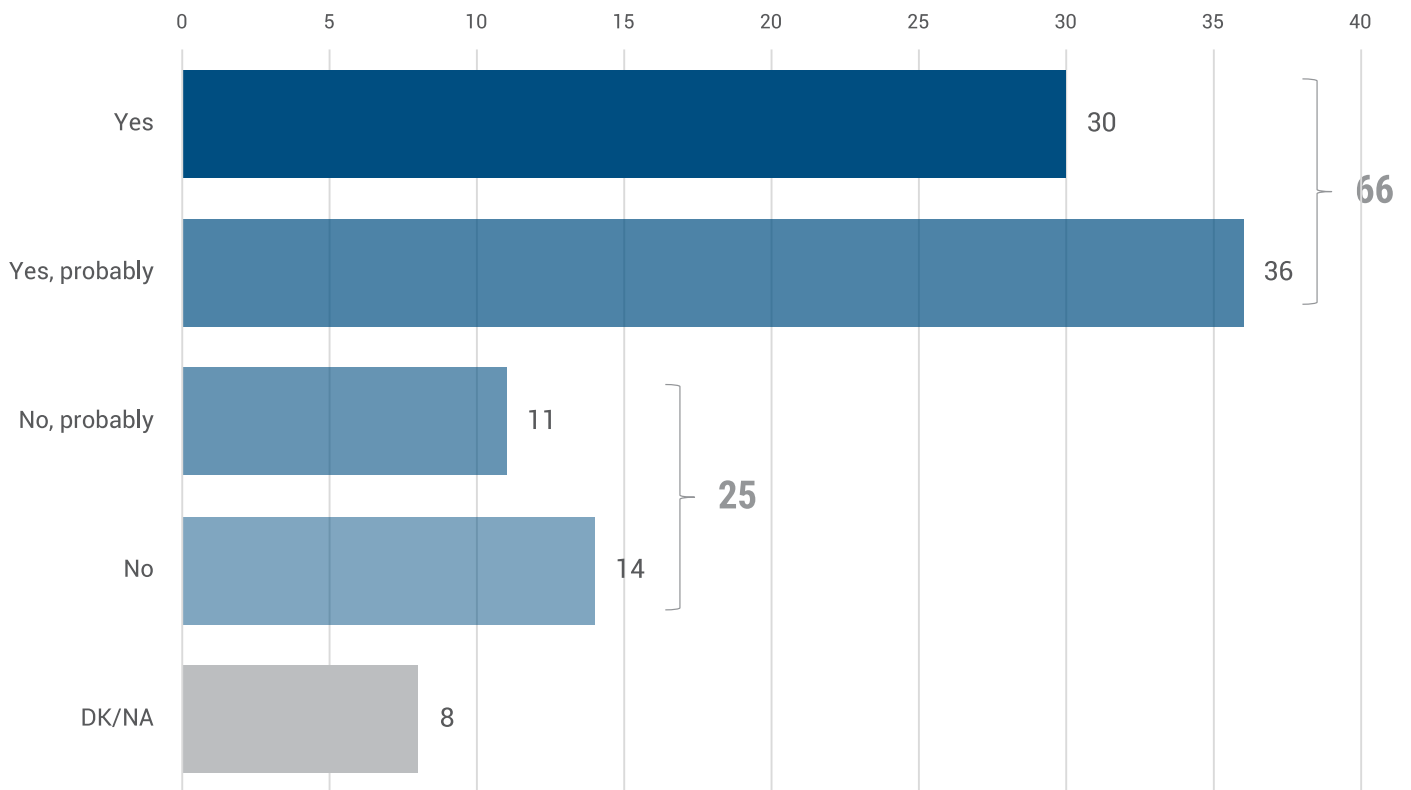
	Left (+ far left)	Center-left	Center	Center-right	Right (+ far right)	DK/NA - None
More supportive to Greece	4	5	12	10	10	7
More supportive to Turkey	75	82	73	71	69	74
Mostly fair towards both	3	3	8	10	10	3
DK/NA	18	10	7	9	11	16

Party affiliation (Vote in 2019 elections)

	ND	SYRIZA	KINAL	"Smaller Parties"	Abstention / Blank-invalid/ NA
More supportive to Greece	12	5	12	5	4
More supportive to Turkey	72	77	78	76	74
Mostly fair towards both	7	4	5	8	4
DK/NA	10	13	5	11	17

STANCE IN THE PROSPECT OF STRENGTHENING GREEK-GERMAN RELATIONS

In your opinion, should Greece enhance its bilateral relation with Germany?



STANCE IN THE PROSPECT OF STRENGTHENING GREEK-GERMAN RELATIONS

In your opinion, should Greece enhance its bilateral relation with Germany?

Gender & Age

	Male	Female	17 - 34	35 - 44	45 - 54	55 - 64	65+
Yes	34	27	23	25	27	32	41
Yes, probably	35	38	32	36	39	38	35
No, probably	11	11	17	12	13	10	6
No	14	15	21	17	14	14	10
DK/NA	6	10	7	11	8	7	8

Region (NUTS 1)

	Attica	Northern Greece	Aegean islands & Crete	Central Greece
Yes	29	30	40	29
Yes, probably	38	36	35	35
No, probably	9	14	11	11
No	17	11	10	16
DK/NA	8	9	5	9

Education

	Primary	Secondary	Tertiary / Post-graduate
Yes	44	28	31
Yes, probably	24	36	38
No, probably	5	10	12
No	18	17	12
DK/NA	8	9	7

STANCE IN THE PROSPECT OF STRENGTHENING GREEK-GERMAN RELATIONS

In your opinion, should Greece enhance its bilateral relation with Germany?

Social class (self-placement)

	Lower	Middle – Lower middle	Upper middle – Upper
Yes	24	28	36
Yes, probably	25	36	40
No, probably	7	12	11
No	32	15	9
DK/NA	12	9	5

Occupation

	Public Servant	Private employee	Self- employed	Pensioner	Unem- ployed	Other
Yes	30	27	29	38	25	30
Yes, probably	37	38	38	35	33	32
No, probably	13	11	14	8	9	12
No	11	17	12	12	25	14
DK/NA	9	8	7	7	9	12

Financial Status

	I do not make ends meet & I make ends meet with great difficulty	I make ends meet but I do not save	I am financially comfortable
Yes	23	34	43
Yes, probably	33	39	38
No, probably	12	11	8
No	21	10	7
DK/NA	11	6	4

STANCE IN THE PROSPECT OF STRENGTHENING GREEK-GERMAN RELATIONS

In your opinion, should Greece enhance its bilateral relation with Germany?

Ideology

	Left (+ far left)	Center-left	Center	Center-right	Right (+ far right)	DK/NA - None
Yes	22	25	36	41	33	22
Yes, probably	34	40	42	40	29	26
No, probably	16	14	8	8	10	9
No	18	12	7	8	19	30
DK/NA	10	9	6	3	10	13

Party affiliation (Vote in 2019 elections)

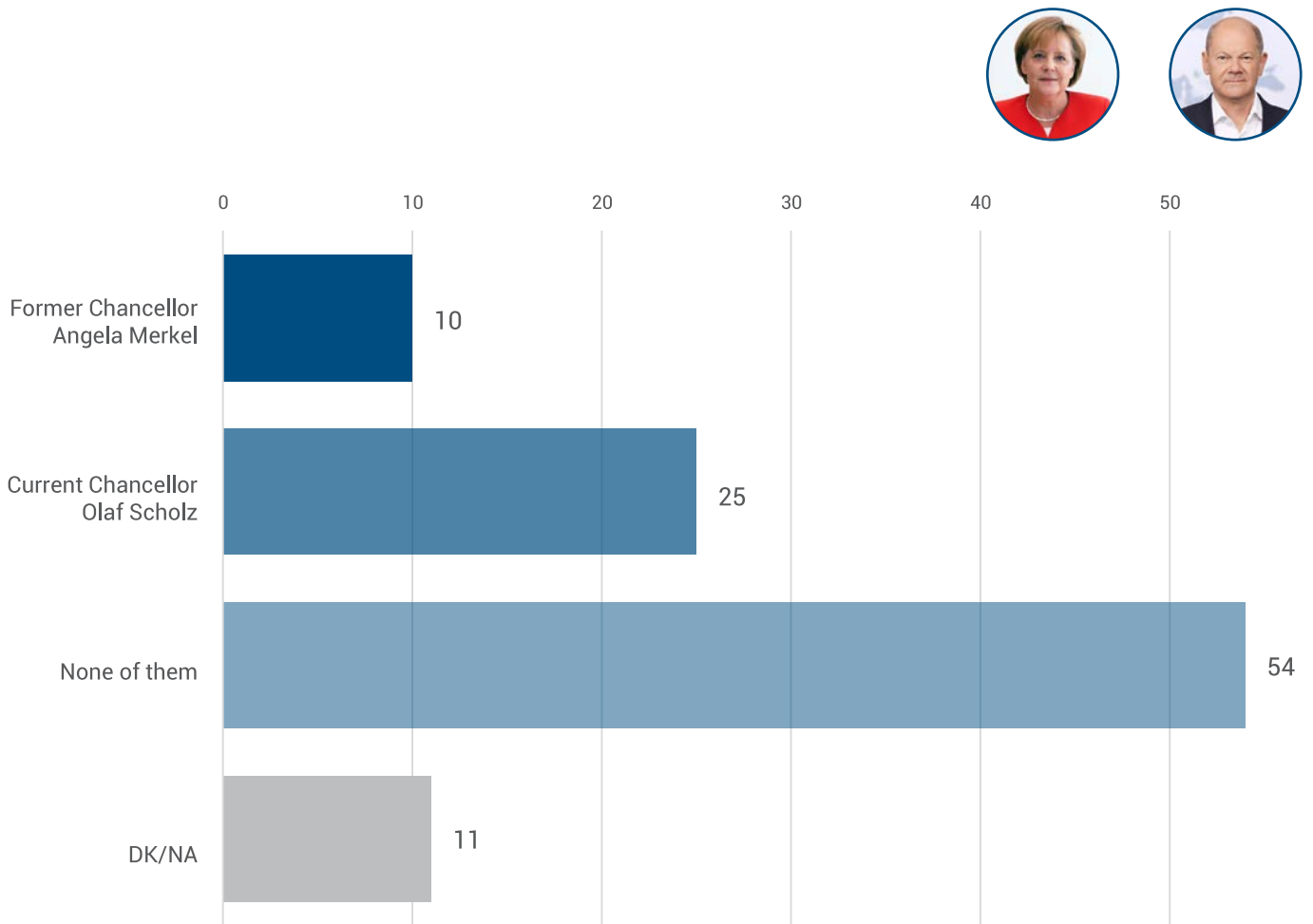
	ND	SYRIZA	KINAL	"Smaller Parties"	Abstention / Blank-invalid/ NA
Yes	41	25	47	18	20
Yes, probably	40	41	39	24	33
No, probably	8	15	6	14	11
No	7	12	2	34	19
DK/NA	4	8	5	10	18

SECTION A2

The image of German leadership in Greece

MERKEL vs SCHOLZ: WHO HAS BEEN MORE FAIR TOWARDS GREECE?

When it comes to Greco-German relations, which German leader do you believe has treated Greece more fairly and respectfully?



MERKEL vs SCHOLZ: WHO HAS BEEN MORE FAIR TOWARDS GREECE?

When it comes to Greco-German relations, which German leader do you believe has treated Greece more fairly and respectfully?

Gender & Age

	Male	Female	17 - 34	35 - 44	45 - 54	55 - 64	65+
Former Chancellor Angela Merkel	10	10	6	10	10	9	13
Current Chancellor Olaf Scholz	26	25	24	26	23	22	30
None of them	58	51	61	55	56	57	46
DK/NA	7	14	9	9	11	12	11

Region (NUTS 1)

	Attica	Northern Greece	Aegean islands & Crete	Central Greece
Former Chancellor Angela Merkel	12	8	15	6
Current Chancellor Olaf Scholz	27	24	23	25
None of them	52	56	50	59
DK/NA	10	12	12	10

Education

	Primary	Secondary	Tertiary / Post-graduate
Former Chancellor Angela Merkel	13	11	9
Current Chancellor Olaf Scholz	23	27	24
None of them	45	53	56
DK/NA	19	9	11

MERKEL vs SCHOLZ: WHO HAS BEEN MORE FAIR TOWARDS GREECE?

When it comes to Greco-German relations, which German leader do you believe has treated Greece more fairly and respectfully?

Social class (self-placement)

	Lower	Middle – Lower middle	Upper middle – Upper
Former Chancellor Angela Merkel	10	9	11
Current Chancellor Olaf Scholz	17	25	28
None of them	66	56	50
DK/NA	7	10	11

Occupation

	Public Servant	Private employee	Self-employed	Pensioner	Unemployed	Other
Former Chancellor Angela Merkel	9	8	9	11	14	12
Current Chancellor Olaf Scholz	18	26	26	28	21	28
None of them	61	55	57	49	56	47
DK/NA	11	10	9	12	10	14

Financial Status

	I do not make ends meet & I make ends meet with great difficulty	I make ends meet but I do not save	I am financially comfortable
Former Chancellor Angela Merkel	9	11	9
Current Chancellor Olaf Scholz	19	28	36
None of them	63	50	39
DK/NA	8	11	16

MERKEL vs SCHOLZ: WHO HAS BEEN MORE FAIR TOWARDS GREECE?

When it comes to Greco-German relations, which German leader do you believe has treated Greece more fairly and respectfully?

Ideology

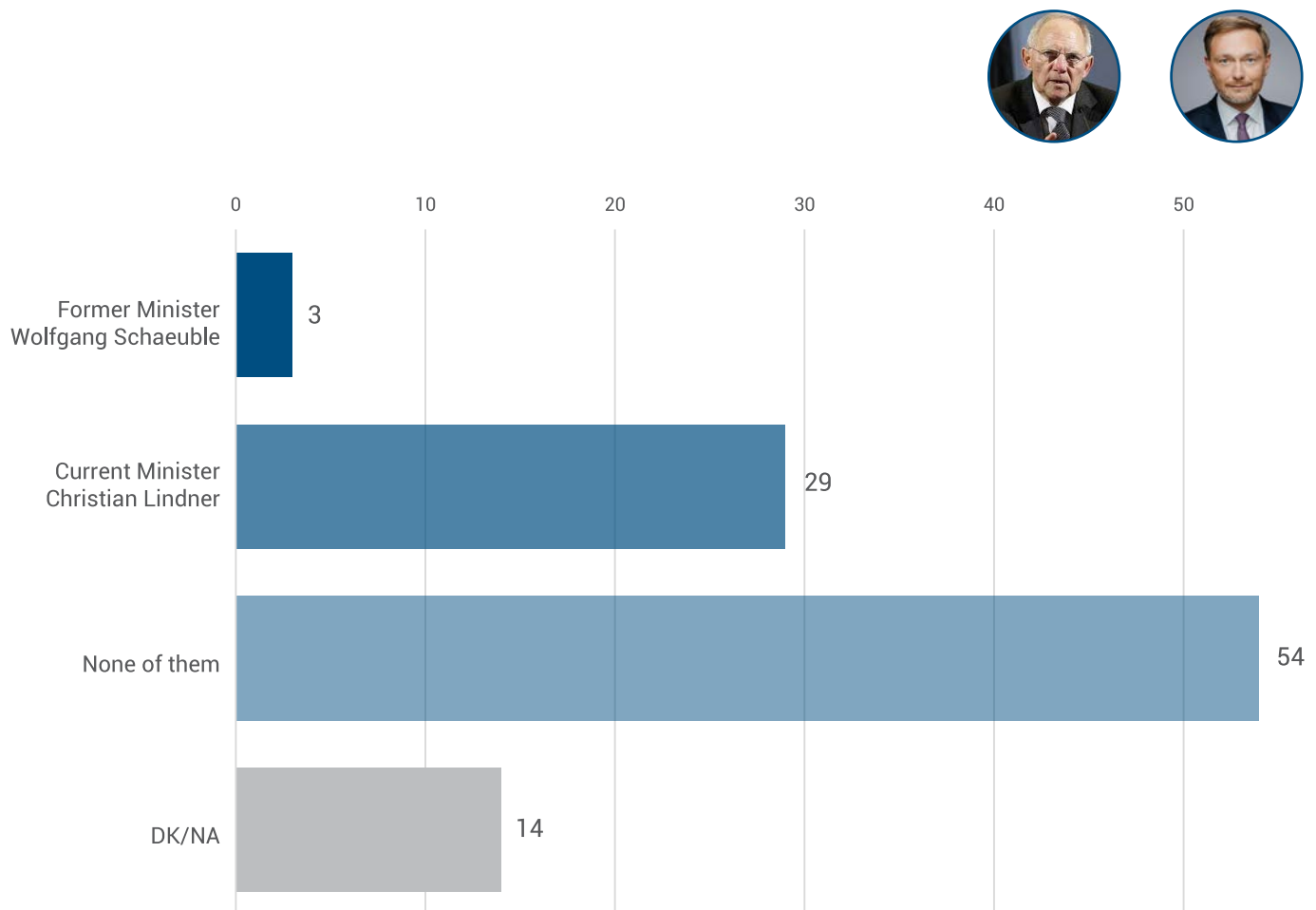
	Left (+ far left)	Center-left	Center	Center-right	Right (+ far right)	DK/NA - None
Former Chancellor Angela Merkel	7	10	13	10	9	11
Current Chancellor Olaf Scholz	11	23	34	38	26	15
None of them	74	59	41	39	54	57
DK/NA	8	7	11	13	11	17

Party affiliation (Vote in 2019 elections)

	ND	SYRIZA	KINAL	"Smaller Parties"	Abstention / Blank-invalid/ NA
Former Chancellor Angela Merkel	12	9	14	8	7
Current Chancellor Olaf Scholz	36	18	49	11	16
None of them	39	66	28	73	60
DK/NA	13	7	9	9	17

SCHAEUBLE vs LINDNER: WHO HAS BEEN MORE FAIR TOWARDS GREECE?

And when it comes to German ministers of Finance, which one do you believe has treated Greece more fairly and respectfully?



SCHAEUBLE vs LINDNER: WHO HAS BEEN MORE FAIR TOWARDS GREECE?

And when it comes to German ministers of Finance, which one do you believe has treated Greece more fairly and respectfully?

Gender & Age

	Male	Female	17 - 34	35 - 44	45 - 54	55 - 64	65+
Former Minister Wolfgang Schaeuble	4	3	2	3	5	4	4
Current Minister Christian Lindner	27	30	28	28	26	26	36
None of them	58	50	59	55	56	57	44
DK/NA	11	17	11	14	13	13	17

Region (NUTS 1)

	Attica	Northern Greece	Aegean islands & Crete	Central Greece
Former Minister Wolfgang Schaeuble	4	4	3	3
Current Minister Christian Lindner	32	26	30	25
None of them	51	57	52	57
DK/NA	14	13	15	14

Education

	Primary	Secondary	Tertiary / Post-graduate
Former Minister Wolfgang Schaeuble	5	4	3
Current Minister Christian Lindner	38	28	28
None of them	38	54	55
DK/NA	19	14	14

SCHAEUBLE vs LINDNER: WHO HAS BEEN MORE FAIR TOWARDS GREECE?

And when it comes to German ministers of Finance, which one do you believe has treated Greece more fairly and respectfully?

Social class (self-placement)

	Lower	Middle – Lower middle	Upper middle – Upper
Former Minister Wolfgang Schaeuble	5	3	3
Current Minister Christian Lindner	27	27	32
None of them	58	57	49
DK/NA	10	13	16

Occupation

	Public Servant	Private employee	Self-employed	Pensioner	Unemployed	Other
Former Minister Wolfgang Schaeuble	3	5	3	3	4	2
Current Minister Christian Lindner	22	27	25	35	34	34
None of them	63	56	59	46	49	45
DK/NA	12	13	12	16	13	19

Financial Status

	I do not make ends meet & I make ends meet with great difficulty	I make ends meet but I do not save	I am financially comfortable
Former Minister Wolfgang Schaeuble	3	4	4
Current Minister Christian Lindner	24	32	35
None of them	62	49	41
DK/NA	11	15	21

SCHAEUBLE vs LINDNER: WHO HAS BEEN MORE FAIR TOWARDS GREECE?

And when it comes to German ministers of Finance, which one do you believe has treated Greece more fairly and respectfully?

Ideology

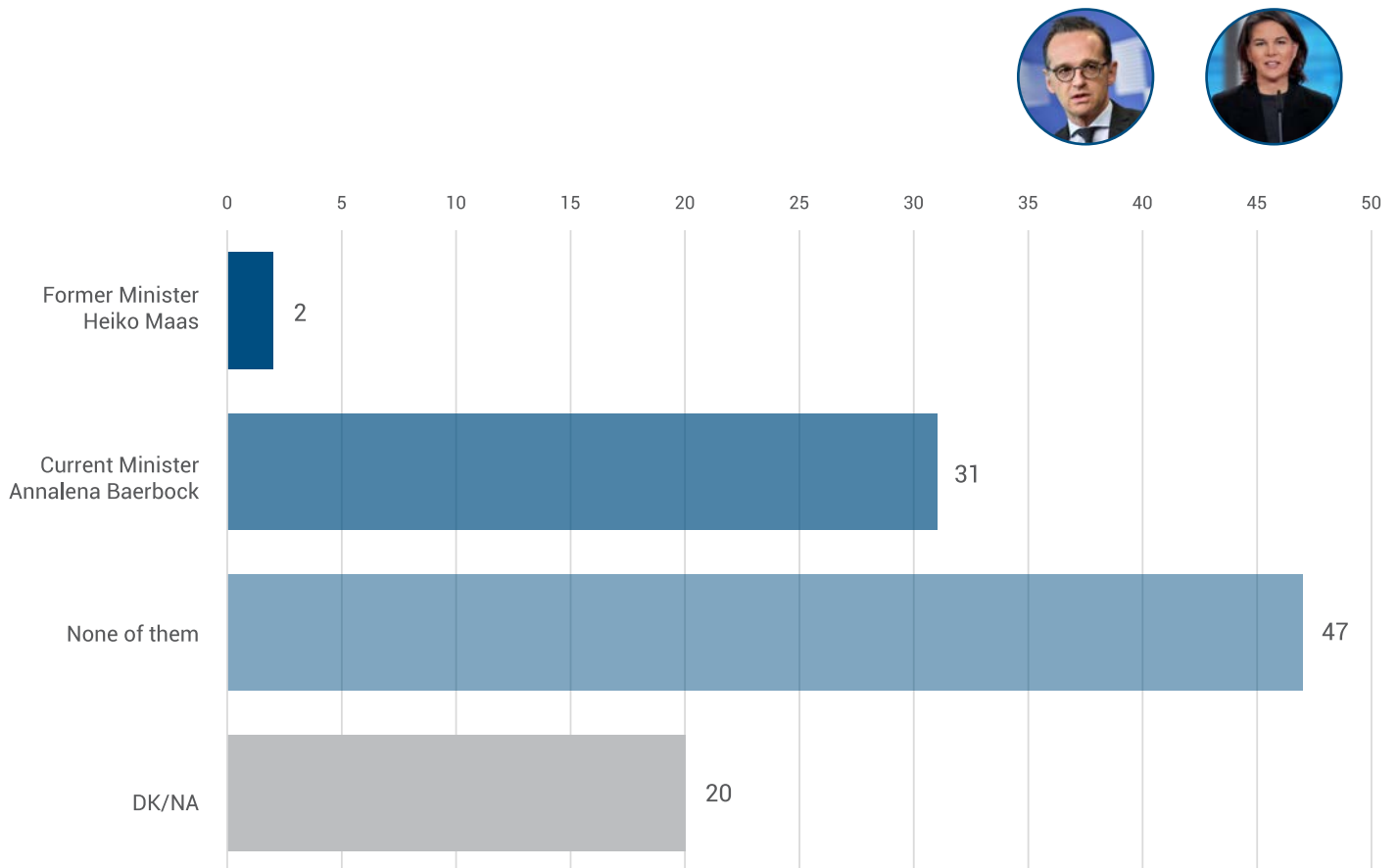
	Left (+ far left)	Center-left	Center	Center-right	Right (+ far right)	DK/NA - None
Former Minister Wolfgang Schaeuble	2	2	5	5	4	5
Current Minister Christian Lindner	20	26	36	38	31	18
None of them	71	63	43	38	51	56
DK/NA	7	10	17	19	15	21

Party affiliation (Vote in 2019 elections)

	ND	SYRIZA	KINAL	"Smaller Parties"	Abstention / Blank-invalid/NA
Former Minister Wolfgang Schaeuble	5	1	2	4	4
Current Minister Christian Lindner	38	23	43	18	20
None of them	38	66	41	68	58
DK/NA	18	9	14	10	18

MAAS vs BAERBOCK: WHO HAS BEEN MORE FAIR TOWARDS GREECE?

And when it comes to German Foreign ministers, which one do you believe has treated Greece more fairly and respectfully?



MAAS vs BAERBOCK: WHO HAS BEEN MORE FAIR TOWARDS GREECE?

And when it comes to German Foreign ministers, which one do you believe has treated Greece more fairly and respectfully?

Gender & Age

	Male	Female	17 - 34	35 - 44	45 - 54	55 - 64	65+
Former Minister Heiko Maas	2	3	2	2	4	2	2
Current Minister Annalena Baerbock	35	26	24	29	28	29	41
None of them	48	46	55	51	49	48	36
DK/NA	15	25	19	19	20	20	21

Region (NUTS 1)

	Attica	Northern Greece	Aegean islands & Crete	Central Greece
Former Minister Heiko Maas	2	2	3	2
Current Minister Annalena Baerbock	33	30	31	27
None of them	46	47	45	50
DK/NA	19	21	21	21

Education

	Primary	Secondary	Tertiary / Post-graduate
Former Minister Heiko Maas	2	3	2
Current Minister Annalena Baerbock	33	32	30
None of them	42	45	49
DK/NA	23	20	20

MAAS vs BAERBOCK: WHO HAS BEEN MORE FAIR TOWARDS GREECE?

And when it comes to German Foreign ministers, which one do you believe has treated Greece more fairly and respectfully?

Social class (self-placement)

	Lower	Middle – Lower middle	Upper middle – Upper
Former Minister Heiko Maas	2	2	2
Current Minister Annalena Baerbock	25	29	35
None of them	56	50	42
DK/NA	17	19	20

Occupation

	Public Servant	Private employee	Self- employed	Pensioner	Unem- ployed	Other
Former Minister Heiko Maas	1	3	2	2	3	4
Current Minister Annalena Baerbock	27	29	29	38	32	29
None of them	55	50	49	40	46	38
DK/NA	17	19	19	21	19	29

Financial Status

	I do not make ends meet & I make ends meet with great difficulty	I make ends meet but I do not save	I am financially comfortable
Former Minister Heiko Maas	2	2	2
Current Minister Annalena Baerbock	24	36	39
None of them	58	41	31
DK/NA	16	21	27

MAAS vs BAERBOCK: WHO HAS BEEN MORE FAIR TOWARDS GREECE?

And when it comes to German Foreign ministers, which one do you believe has treated Greece more fairly and respectfully?

Ideology

	Left (+ far left)	Center-left	Center	Center-right	Right (+ far right)	DK/NA - None
Former Minister Heiko Maas	1	2	2	2	3	5
Current Minister Annalena Baerbock	17	28	42	45	28	18
None of them	66	52	34	31	47	54
DK/NA	16	18	22	22	22	24

Party affiliation (Vote in 2019 elections)

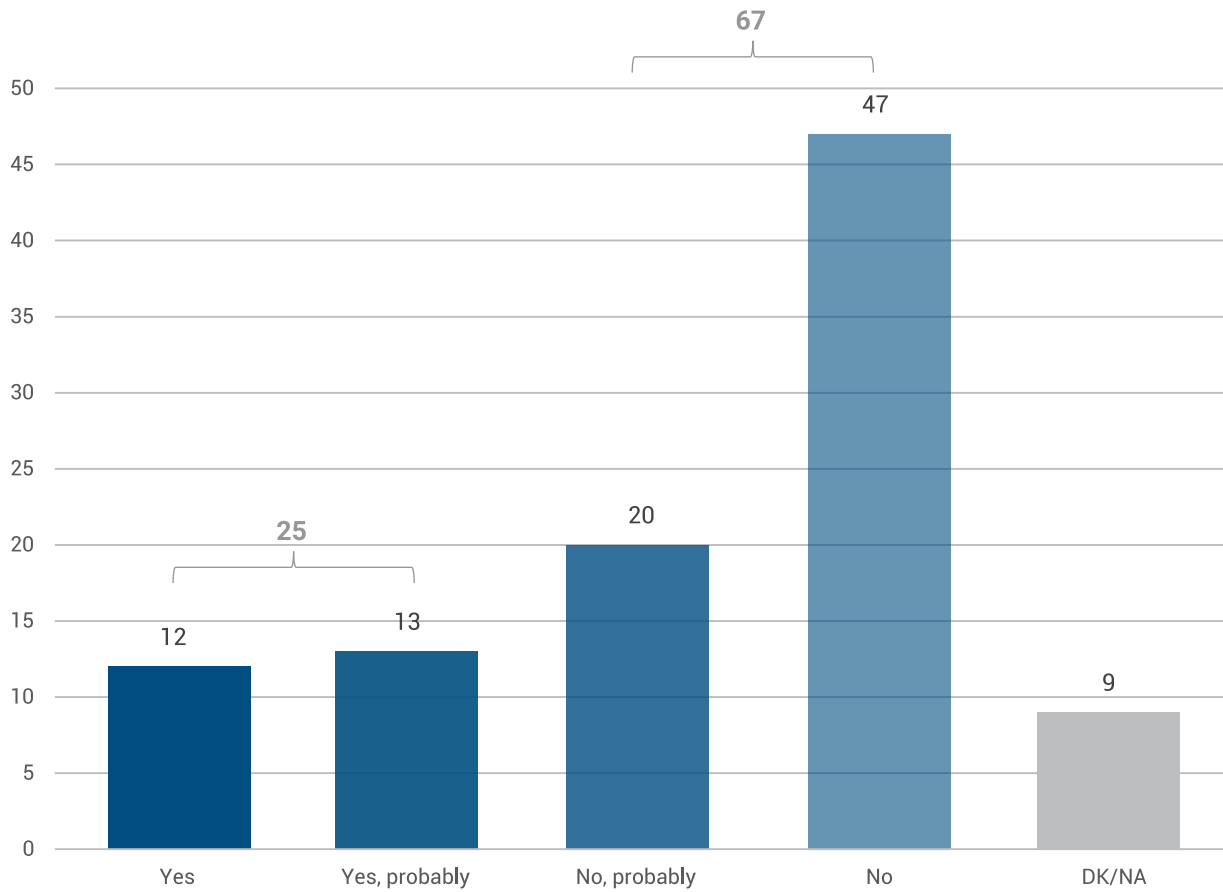
	ND	SYRIZA	KINAL	"Smaller Parties"	Abstention / Blank-invalid/ NA
Former Minister Heiko Maas	3	2	1	2	4
Current Minister Annalena Baerbock	42	22	52	22	21
None of them	32	58	30	61	52
DK/NA	24	18	16	15	23

SECTION A3

The role of Germany in international conflicts

OPINION ON THE DEGREE OF GERMANY'S INVOLVEMENT IN THE WAR IN UKRAINE

When it comes to the war in Ukraine, would you like to see Germany more active and involved in the war?



OPINION ON THE DEGREE OF GERMANY'S INVOLVEMENT IN THE WAR IN UKRAINE

When it comes to the war in Ukraine, would you like to see Germany more active and involved in the war?

Gender & Age

	Male	Female	17 - 34	35 - 44	45 - 54	55 - 64	65+
Yes	14	9	13	12	11	9	13
Yes, probably	15	11	10	11	11	14	16
No, probably	20	19	18	21	22	19	18
No	44	49	53	45	44	50	44
DK/NA	6	12	6	12	11	7	9

Region (NUTS 1)

	Attica	Northern Greece	Aegean islands & Crete	Central Greece
Yes	11	12	12	12
Yes, probably	15	9	12	14
No, probably	19	22	24	16
No	47	49	39	48
DK/NA	9	8	13	9

Education

	Primary	Secondary	Tertiary / Post-graduate
Yes	13	11	12
Yes, probably	11	12	13
No, probably	16	20	20
No	49	46	47
DK/NA	11	10	8

OPINION ON THE DEGREE OF GERMANY'S INVOLVEMENT IN THE WAR IN UKRAINE

When it comes to the war in Ukraine, would you like to see Germany more active and involved in the war?

Social class (self-placement)

	Lower	Middle – Lower middle	Upper middle – Upper
Yes	9	10	15
Yes, probably	6	12	15
No, probably	18	19	22
No	63	50	40
DK/NA	4	10	9

Occupation

	Public Servant	Private employee	Self- employed	Pensioner	Unem- ployed	Other
Yes	8	12	13	13	12	10
Yes, probably	11	12	13	17	13	10
No, probably	26	20	19	19	10	20
No	46	46	47	45	56	48
DK/NA	9	11	8	7	10	12

Financial Status

	I do not make ends meet & I make ends meet with great difficulty	I make ends meet but I do not save	I am financially comfortable
Yes	8	14	18
Yes, probably	8	16	19
No, probably	18	21	21
No	56	41	34
DK/NA	10	9	8

OPINION ON THE DEGREE OF GERMANY'S INVOLVEMENT IN THE WAR IN UKRAINE

When it comes to the war in Ukraine, would you like to see Germany more active and involved in the war?

Ideology

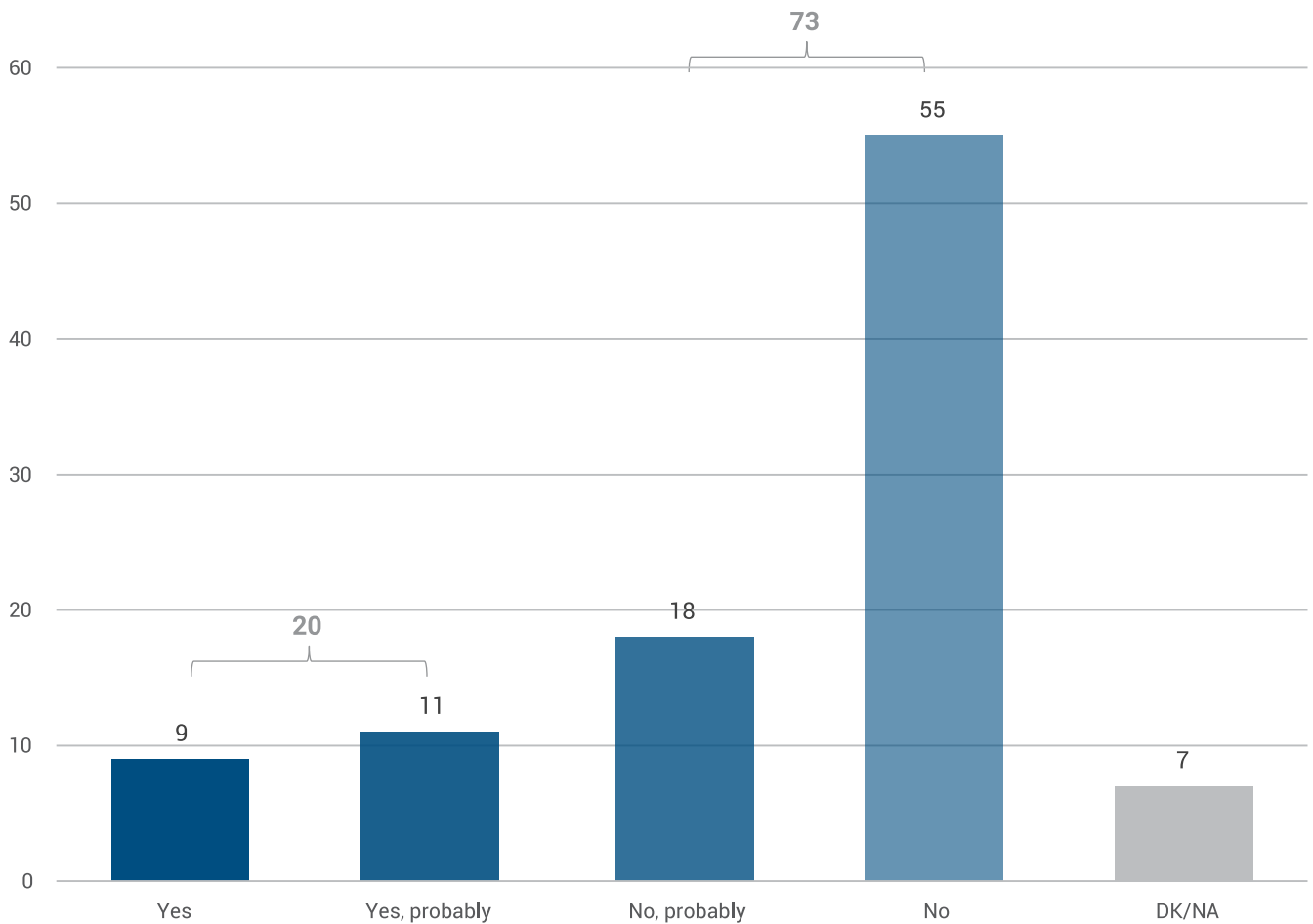
	Left (+ far left)	Center-left	Center	Center-right	Right (+ far right)	DK/NA - None
Yes	1	7	14	20	23	7
Yes, probably	3	8	22	24	11	7
No, probably	11	22	21	29	18	12
No	81	56	32	20	37	54
DK/NA	4	8	11	8	11	20

Party affiliation (Vote in 2019 elections)

	ND	SYRIZA	KINAL	"Smaller Parties"	Abstention / Blank-invalid/ NA
Yes	21	5	13	7	6
Yes, probably	21	7	23	5	8
No, probably	25	17	25	12	20
No	24	65	29	68	51
DK/NA	9	7	9	9	15

SHOULD GERMANY INCREASE ITS MILITARY POWER AND ENHANCE ITS ROLE IN WAR CONFLICTS?

More generally speaking, would you like to see Germany stronger militarily and more active in war conflicts?



SHOULD GERMANY INCREASE ITS MILITARY POWER AND ENHANCE ITS ROLE IN WAR CONFLICTS?

More generally speaking, would you like to see Germany stronger militarily and more active in war conflicts?

Gender & Age

	Male	Female	17 - 34	35 - 44	45 - 54	55 - 64	65+
Yes	11	6	11	7	8	7	12
Yes, probably	13	9	9	10	13	10	12
No, probably	20	16	15	20	20	17	18
No	51	59	60	54	52	59	50
DK/NA	5	10	6	8	8	6	8

Region (NUTS 1)

	Attica	Northern Greece	Aegean islands & Crete	Central Greece
Yes	8	8	9	10
Yes, probably	11	9	14	11
No, probably	19	19	18	16
No	56	57	48	54
DK/NA	5	7	10	9

Education

	Primary	Secondary	Tertiary / Post-graduate
Yes	12	9	8
Yes, probably	12	10	12
No, probably	10	20	18
No	54	55	55
DK/NA	12	6	7

SHOULD GERMANY INCREASE ITS MILITARY POWER AND ENHANCE ITS ROLE IN WAR CONFLICTS?

More generally speaking, would you like to see Germany stronger militarily and more active in war conflicts?

Social class (self-placement)

	Lower	Middle – Lower middle	Upper middle – Upper
Yes	11	8	10
Yes, probably	1	10	14
No, probably	11	17	22
No	73	58	47
DK/NA	4	8	6

Occupation

	Public Servant	Private employee	Self- employed	Pensioner	Unem- ployed	Other
Yes	6	7	8	11	13	12
Yes, probably	10	13	11	12	6	9
No, probably	24	18	20	16	12	16
No	52	55	56	53	61	56
DK/NA	9	7	5	8	8	7

Financial Status

	I do not make ends meet & I make ends meet with great difficulty	I make ends meet but I do not save	I am financially comfortable
Yes	7	9	15
Yes, probably	6	15	15
No, probably	14	20	25
No	66	48	37
DK/NA	7	7	8

SHOULD GERMANY INCREASE ITS MILITARY POWER AND ENHANCE ITS ROLE IN WAR CONFLICTS?

More generally speaking, would you like to see Germany stronger militarily and more active in war conflicts?

Ideology

	Left (+ far left)	Center-left	Center	Center-right	Right (+ far right)	DK/NA - None
Yes	2	5	9	14	21	6
Yes, probably	2	6	22	20	13	3
No, probably	8	20	25	28	14	8
No	85	64	38	31	42	69
DK/NA	3	5	7	7	10	14

Party affiliation (Vote in 2019 elections)

	ND	SYRIZA	KINAL	"Smaller Parties"	Abstention / Blank-invalid/ NA
Yes	15	3	11	7	5
Yes, probably	21	6	18	2	5
No, probably	24	15	30	11	15
No	33	72	32	77	60
DK/NA	8	5	9	3	16

SECTION B

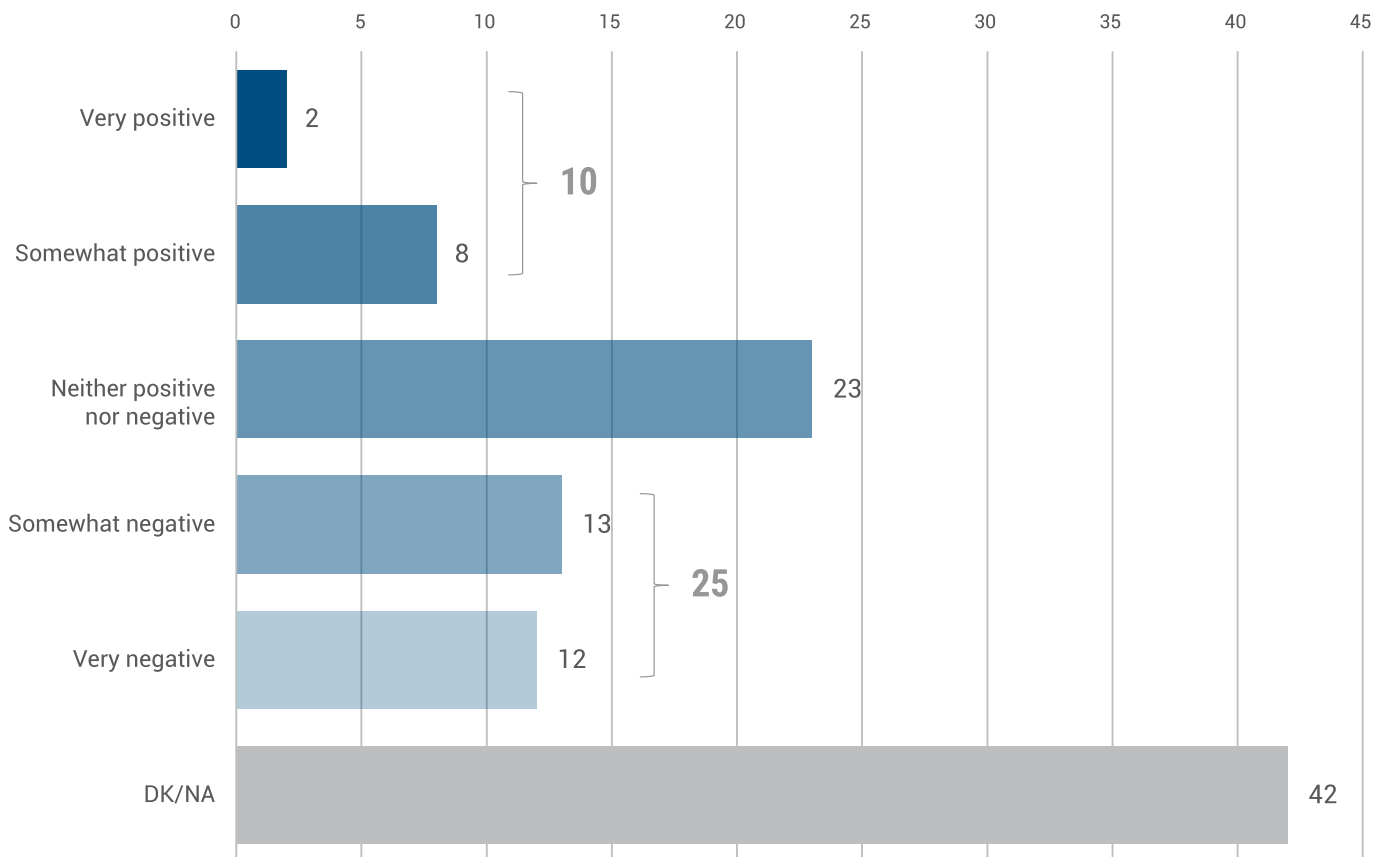
The German Liberals

SECTION B1

The image of FDP in Greece

POPULARITY OF THE GERMAN LIBERAL PARTY (FDP) IN GREECE

What is your general opinion of the German liberal party, called the German Free Democrats (FDP)?



POPULARITY OF THE GERMAN LIBERAL PARTY (FDP) IN GREECE

What is your general opinion of the German liberal party, called the German Free Democrats (FDP)?

Gender & Age

	Male	Female	17 - 34	35 - 44	45 - 54	55 - 64	65+
Very positive	2	2	1	2	2	2	3
Somewhat positive	10	6	5	7	8	8	11
Neither positive nor negative	24	22	29	19	21	25	21
Somewhat negative	15	10	13	12	12	15	10
Very negative	14	9	11	12	13	14	9
DK/NA	34	50	40	48	43	35	45

Region (NUTS 1)

	Attica	Northern Greece	Aegean islands & Crete	Central Greece
Very positive	2	2	2	2
Somewhat positive	9	7	9	8
Neither positive nor negative	22	27	20	21
Somewhat negative	10	14	12	15
Very negative	14	10	8	11
DK/NA	42	40	48	42

Education

	Primary	Secondary	Tertiary / Post-graduate
Very positive	2	1	2
Somewhat positive	14	7	9
Neither positive nor negative	25	23	23
Somewhat negative	7	12	15
Very negative	8	11	14
DK/NA	43	46	37

POPULARITY OF THE GERMAN LIBERAL PARTY (FDP) IN GREECE

What is your general opinion of the German liberal party, called the German Free Democrats (FDP)?

Social class (self-placement)

	Lower	Middle – Lower middle	Upper middle – Upper
Very positive	1	1	3
Somewhat positive	3	7	11
Neither positive nor negative	18	23	25
Somewhat negative	15	14	10
Very negative	21	13	8
DK/NA	42	42	44

Occupation

	Public Servant	Private employee	Self- employed	Pensioner	Unem- ployed	Other
Very positive	1	2	2	2	2	2
Somewhat positive	6	7	10	10	4	8
Neither positive nor negative	22	24	22	21	28	24
Somewhat negative	20	9	15	17	10	7
Very negative	12	14	16	11	10	8
DK/NA	39	44	35	39	46	51

Financial Status

	I do not make ends meet & I make ends meet with great difficulty	I make ends meet but I do not save	I am financially comfortable
Very positive	1	2	3
Somewhat positive	3	12	13
Neither positive nor negative	22	23	26
Somewhat negative	17	10	7
Very negative	16	9	8
DK/NA	40	44	42

POPULARITY OF THE GERMAN LIBERAL PARTY (FDP) IN GREECE

What is your general opinion of the German liberal party, called the German Free Democrats (FDP)?

Ideology

	Left (+ far left)	Center-left	Center	Center-right	Right (+ far right)	DK/NA - None
Very positive	1	2	2	3	1	2
Somewhat positive	3	6	11	16	8	3
Neither positive nor negative	14	19	30	27	26	23
Somewhat negative	21	22	8	6	10	8
Very negative	28	12	6	4	8	11
DK/NA	33	39	42	44	47	54

Party affiliation (Vote in 2019 elections)

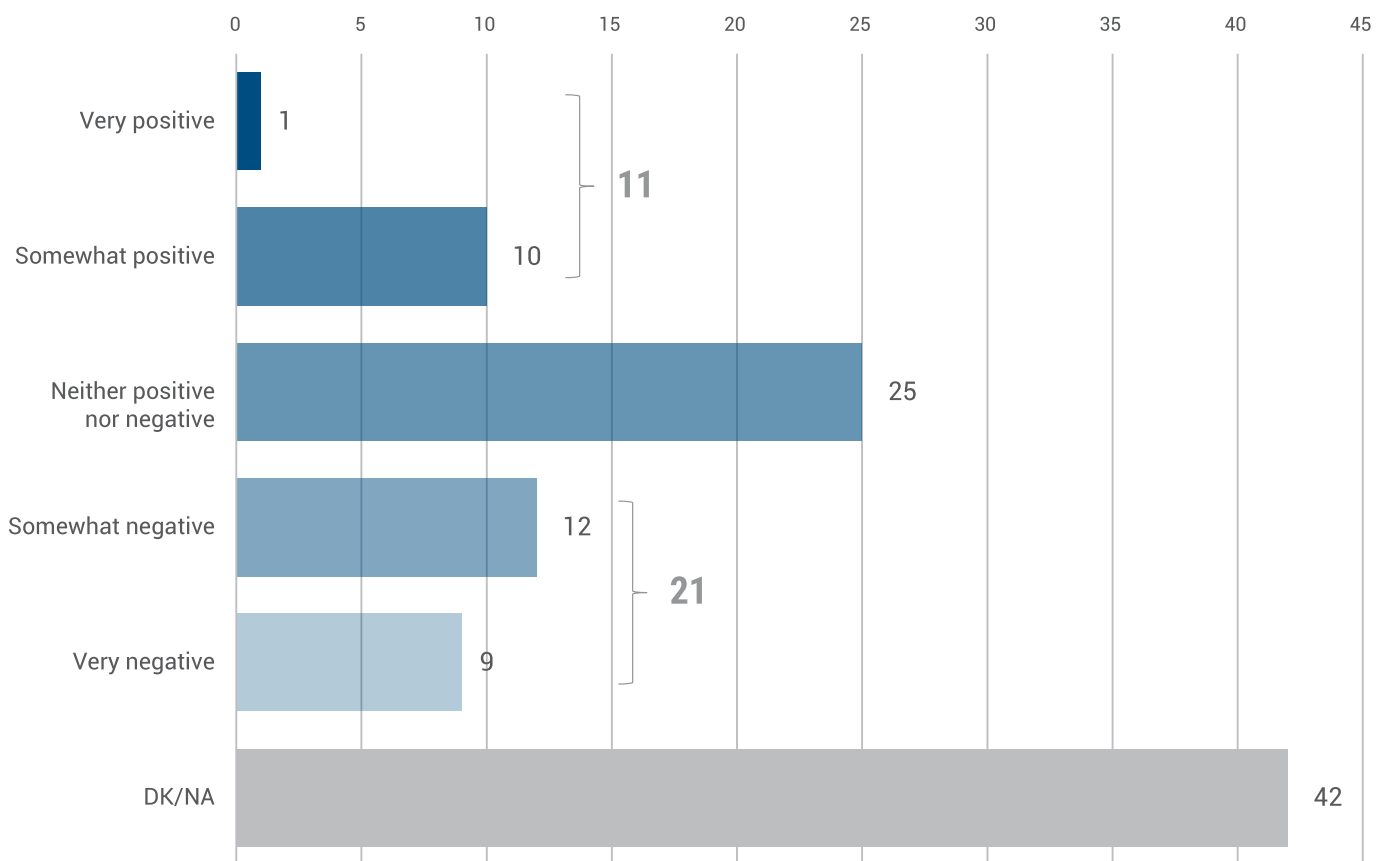
	ND	SYRIZA	KINAL	"Smaller Parties"	Abstention / Blank-invalid/ NA
Very positive	2	2	1	1	2
Somewhat positive	14	3	18	4	4
Neither positive nor negative	28	16	25	26	18
Somewhat negative	6	22	16	13	9
Very negative	5	18	11	17	13
DK/NA	45	40	30	38	54

SECTION B2

The image of Christian Lindner in Greece

POPULARITY OF THE GERMAN FINANCE MINISTER, CHRISTIAN LINDNER

And what is your opinion of the FDP's leader and current German Minister of Finance, Christian Lindner?



POPULARITY OF THE GERMAN FINANCE MINISTER, CHRISTIAN LINDNER

And what is your opinion of the FDP's leader and current German Minister of Finance, Christian Lindner?

Gender & Age

	Male	Female	17 - 34	35 - 44	45 - 54	55 - 64	65+
Very positive	1	1	-	-	-	1	3
Somewhat positive	12	8	7	9	9	10	14
Neither positive nor negative	26	25	29	25	24	28	22
Somewhat negative	14	10	14	8	13	15	10
Very negative	11	7	10	11	8	11	7
DK/NA	35	50	40	47	46	35	45

Region (NUTS 1)

	Attica	Northern Greece	Aegean islands & Crete	Central Greece
Very positive	1	-	-	2
Somewhat positive	11	8	15	8
Neither positive nor negative	26	30	21	21
Somewhat negative	10	12	12	15
Very negative	12	8	5	8
DK/NA	40	42	47	45

Education

	Primary	Secondary	Tertiary / Post-graduate
Very positive	3	1	1
Somewhat positive	12	9	11
Neither positive nor negative	26	27	25
Somewhat negative	7	11	13
Very negative	7	8	10
DK/NA	46	45	40

POPULARITY OF THE GERMAN FINANCE MINISTER, CHRISTIAN LINDNER

And what is your opinion of the FDP's leader and current German Minister of Finance, Christian Lindner?

Social class (self-placement)

	Lower	Middle – Lower middle	Upper middle – Upper
Very positive	1	1	2
Somewhat positive	10	8	13
Neither positive nor negative	23	25	27
Somewhat negative	13	15	7
Very negative	19	9	7
DK/NA	35	42	44

Occupation

	Public Servant	Private employee	Self- employed	Pensioner	Unem- ployed	Other
Very positive	1	1	1	1	-	4
Somewhat positive	9	9	11	13	7	9
Neither positive nor negative	23	30	24	22	30	26
Somewhat negative	15	10	14	11	13	9
Very negative	7	9	12	9	8	3
DK/NA	45	41	37	44	42	49

Financial Status

	I do not make ends meet & I make ends meet with great difficulty	I make ends meet but I do not save	I am financially comfortable
Very positive	-	2	4
Somewhat positive	5	14	14
Neither positive nor negative	23	27	27
Somewhat negative	17	10	4
Very negative	14	5	8
DK/NA	41	43	44

POPULARITY OF THE GERMAN FINANCE MINISTER, CHRISTIAN LINDNER

And what is your opinion of the FDP's leader and current German Minister of Finance, Christian Lindner?

Ideology

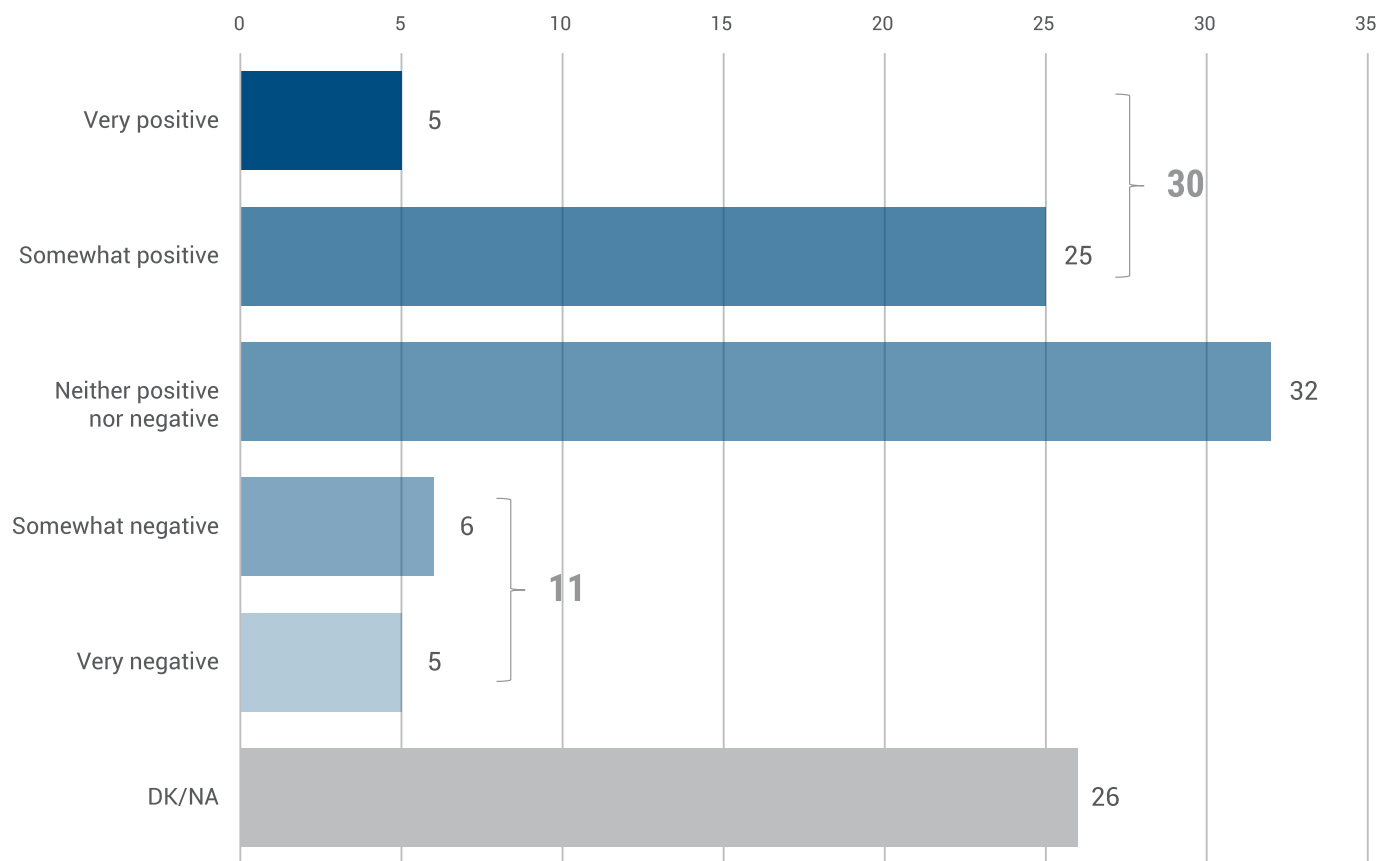
	Left (+ far left)	Center-left	Center	Center-right	Right (+ far right)	DK/NA - None
Very positive	-	1	1	3	3	-
Somewhat positive	3	8	15	18	9	5
Neither positive nor negative	18	23	35	26	31	23
Somewhat negative	29	17	4	3	6	5
Very negative	18	8	5	5	6	12
DK/NA	33	42	41	45	45	55

Party affiliation (Vote in 2019 elections)

	ND	SYRIZA	KINAL	"Smaller Parties"	Abstention / Blank-invalid/ NA
Very positive	2	1	1	-	-
Somewhat positive	16	5	22	4	6
Neither positive nor negative	30	19	29	29	19
Somewhat negative	3	22	14	15	7
Very negative	3	11	4	18	13
DK/NA	45	43	31	33	55

OPINION ON CHRISTIAN LINDNER'S VISIT THIS SUMMER

In the beginning of the summer, Christian Lindner, the German Finance Minister, paid an official visit to Greece. It was the first visit of a German Finance Minister to Athens since 2013. How do you evaluate Christian Lindner's visit to Greece this summer?



OPINION ON CHRISTIAN LINDNER'S VISIT THIS SUMMER

In the begging of the summer, Christian Lindner, the German Finance Minister, paid an official visit to Greece. It was the first visit of a German Finance Minister to Athens since 2013. How do you evaluate Christian Lindner's visit to Greece this summer?

Gender & Age

	Male	Female	17 - 34	35 - 44	45 - 54	55 - 64	65+
Very positive	6	5	6	4	5	4	9
Somewhat positive	24	26	21	24	26	24	27
Neither positive nor negative	29	34	37	33	34	30	29
Somewhat negative	7	5	5	6	5	9	4
Very negative	7	4	7	6	5	6	4
DK/NA	26	27	24	27	26	28	27

Region (NUTS 1)

	Attica	Northern Greece	Aegean islands & Crete	Central Greece
Very positive	4	6	8	5
Somewhat positive	27	21	32	23
Neither positive nor negative	32	35	26	31
Somewhat negative	7	6	3	6
Very negative	6	4	4	7
DK/NA	23	28	29	28

Education

	Primary	Secondary	Tertiary / Post-graduate
Very positive	8	7	4
Somewhat positive	19	26	25
Neither positive nor negative	24	33	32
Somewhat negative	-	6	6
Very negative	3	5	6
DK/NA	47	23	27

OPINION ON CHRISTIAN LINDNER'S VISIT THIS SUMMER

In the beginning of the summer, Christian Lindner, the German Finance Minister, paid an official visit to Greece. It was the first visit of a German Finance Minister to Athens since 2013. How do you evaluate Christian Lindner's visit to Greece this summer?

Social class (self-placement)

	Lower	Middle – Lower middle	Upper middle – Upper
Very positive	6	5	7
Somewhat positive	16	22	32
Neither positive nor negative	35	35	26
Somewhat negative	7	7	5
Very negative	9	6	4
DK/NA	27	26	27

Occupation

	Public Servant	Private employee	Self-employed	Pensioner	Unemployed	Other
Very positive	4	5	4	7	5	8
Somewhat positive	24	26	26	25	16	25
Neither positive nor negative	30	34	29	30	42	31
Somewhat negative	6	5	9	7	4	3
Very negative	7	6	8	3	5	4
DK/NA	30	25	24	27	28	29

Financial Status

	I do not make ends meet & I make ends meet with great difficulty	I make ends meet but I do not save	I am financially comfortable
Very positive	3	6	11
Somewhat positive	15	32	37
Neither positive nor negative	38	29	19
Somewhat negative	10	4	2
Very negative	7	4	4
DK/NA	27	25	27

OPINION ON CHRISTIAN LINDNER'S VISIT THIS SUMMER

In the begging of the summer, Christian Lindner, the German Finance Minister, paid an official visit to Greece. It was the first visit of a German Finance Minister to Athens since 2013. How do you evaluate Christian Lindner's visit to Greece this summer?

Ideology

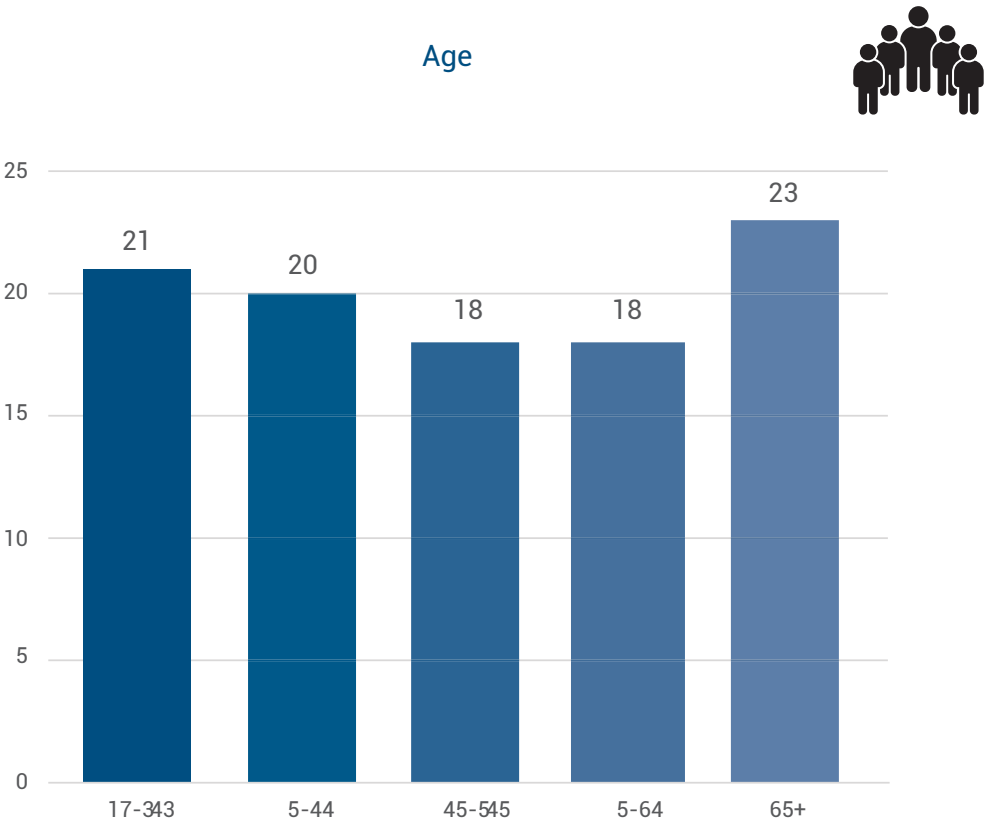
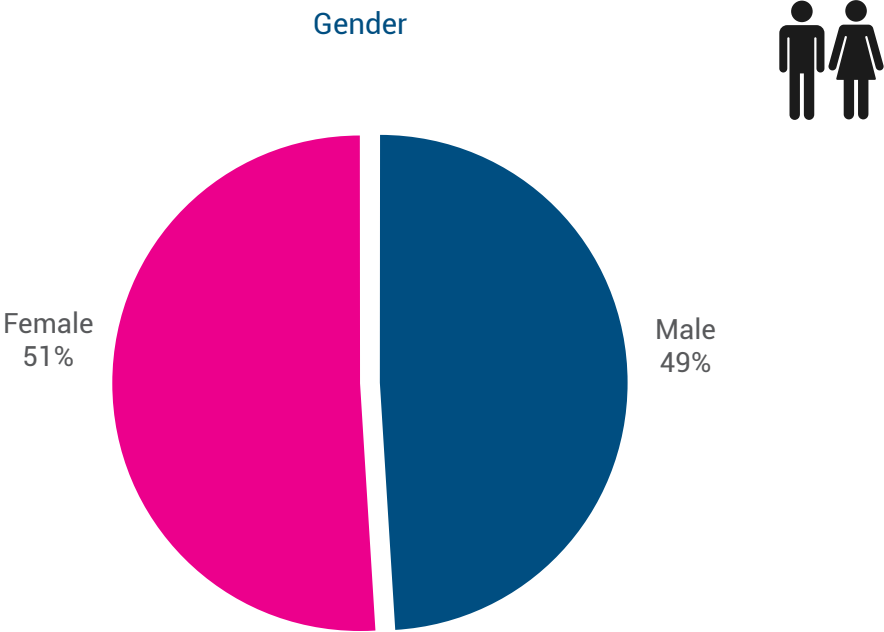
	Left (+ far left)	Center-left	Center	Center-right	Right (+ far right)	DK/NA - None
Very positive	1	4	6	9	9	5
Somewhat positive	10	21	37	42	22	11
Neither positive nor negative	42	38	25	23	28	32
Somewhat negative	11	9	4	2	2	6
Very negative	10	4	4	2	5	9
DK/NA	26	23	24	21	34	37

Party affiliation (Vote in 2019 elections)

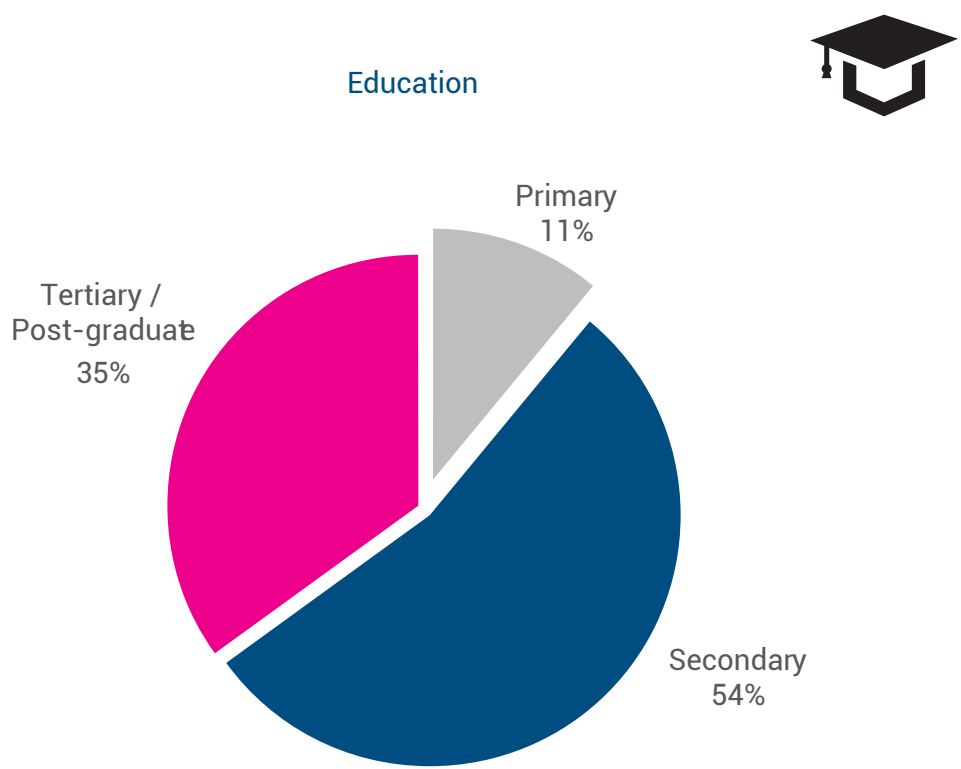
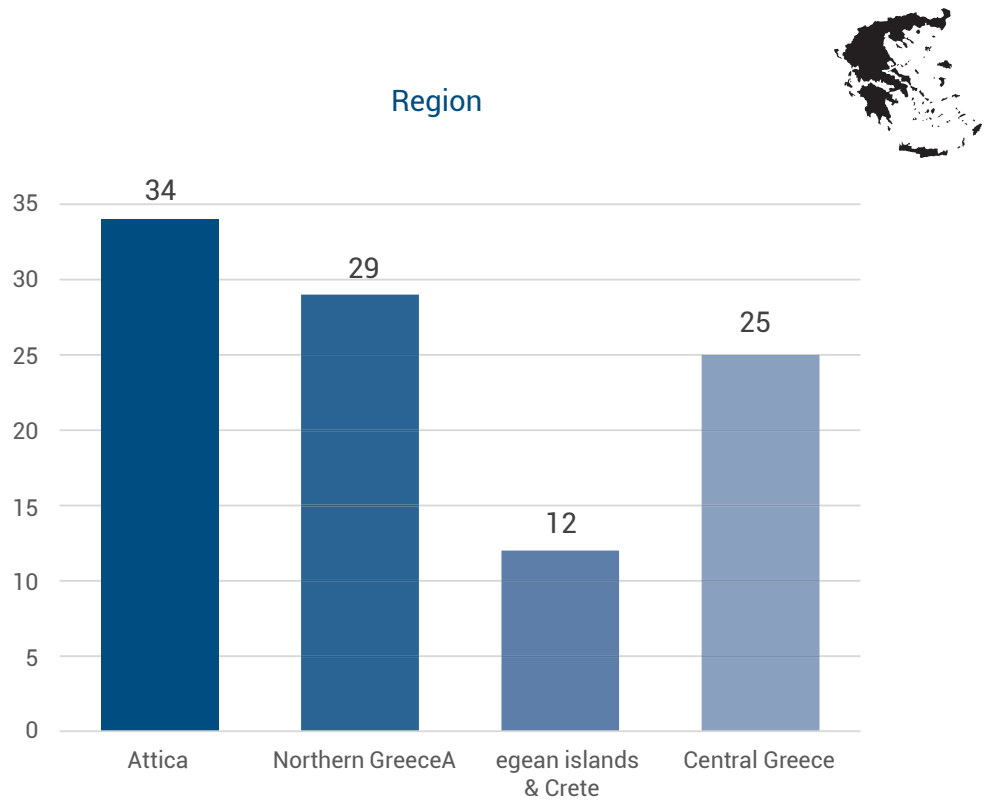
	ND	SYRIZA	KINAL	"Smaller Parties"	Abstention / Blank-invalid/ NA
Very positive	9	2	9	4	3
Somewhat positive	39	17	37	11	17
Neither positive nor negative	25	39	24	37	31
Somewhat negative	1	11	4	7	7
Very negative	2	6	2	11	8
DK/NA	23	25	23	30	35

SAMPLE
Demographics

SAMPLE DEMOGRAPHICS



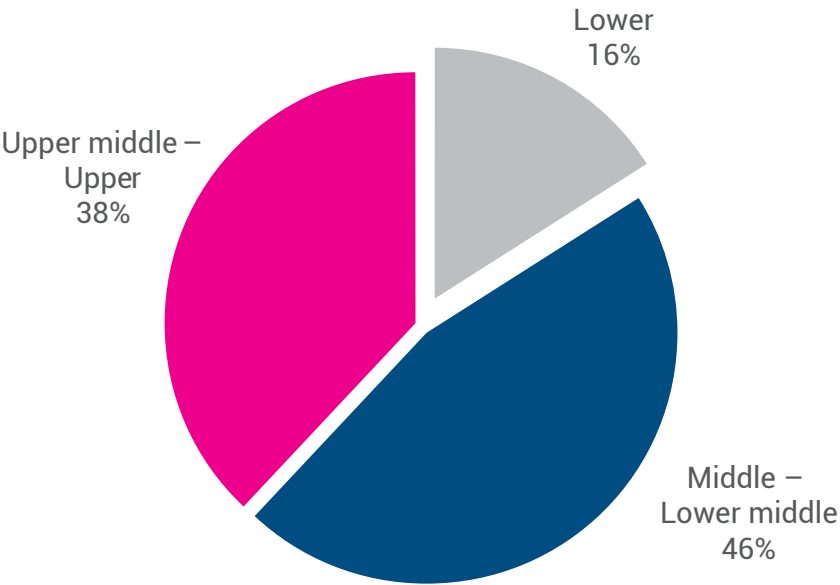
SAMPLE DEMOGRAPHICS



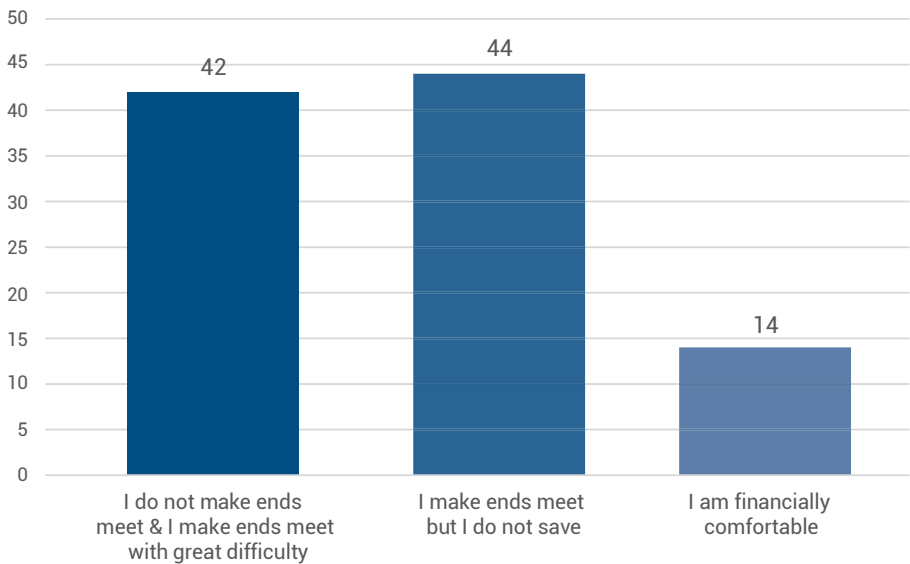
SAMPLE DEMOGRAPHICS



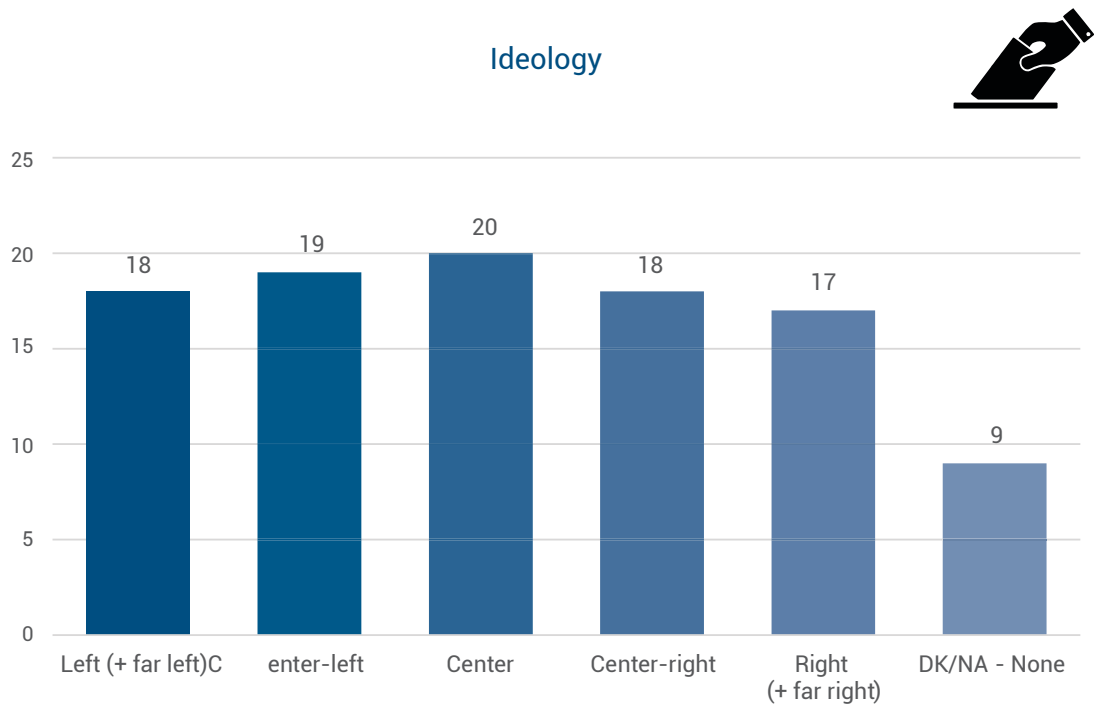
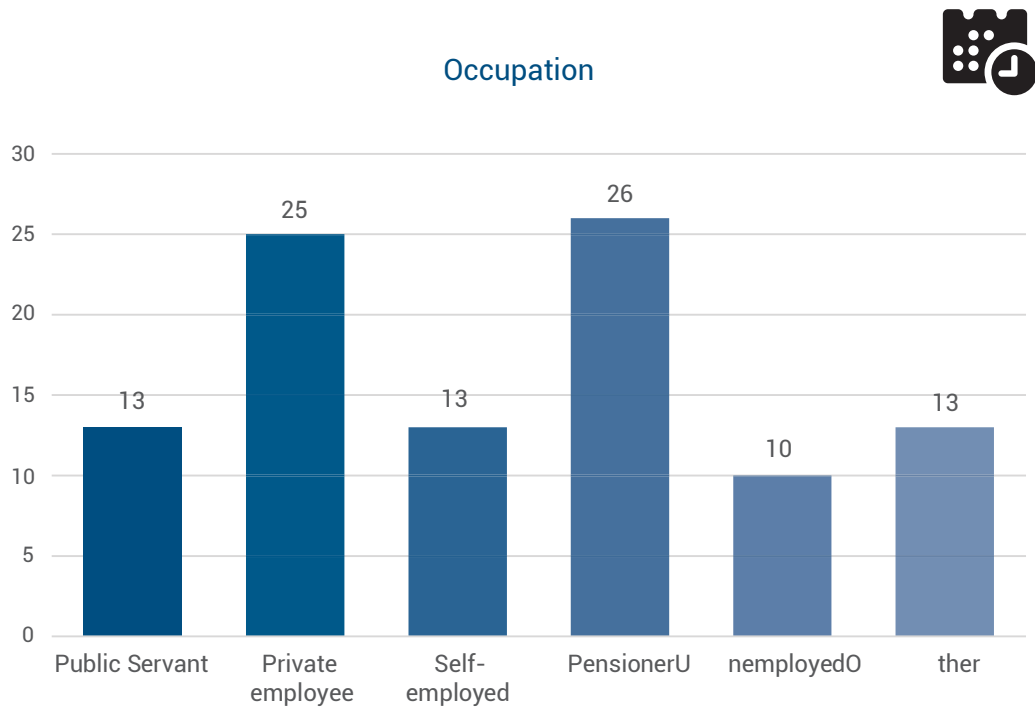
Social class (self-placement)



Financial Status



SAMPLE DEMOGRAPHICS





ISBN