



PERCEPTIONS & ATTITUDES IN GREECE

Liberalism in Greece today

Do we live in a liberal country?

October 2020 / Nationwide public opinion survey

FULL CROSSTABS REPORT



**FRIEDRICH NAUMANN
STIFTUNG** Für die Freiheit.

 **kanaresearch**

Survey ID

Company Name	KΑΠΑ RESEARCH S.A. Registration .No. : 5
Principal	Friedrich Naumann Stiftung für die Freiheit
Sample Characteristics	Representative, men and women of 17 years of age and older
Sample Size / Geographical Distribution	1214 respondents, nationally, proportionally distributed throughout the Greece's 13 regions
Period of Data Collection	14 – 22 October 2020
Sampling Method	Multistage sampling using quotas with respect to geographical distribution, gender, and age of the population based on the 2011 census of the Hellenic Statistical Authority (ELSTAT). Sample is weighted based on the 2019 national election results
Data Collection Method	Data collection implemented as follows: 80% via telephone interviews (CATI) and 20% through a digital questionnaire (CAWI) addressed to members of the privately owned online panel of Kapa Research. For this survey, 34 interviewers and 3 supervisors worked in the field
Sampling Error	Standard error of 3% with a confidence interval of 95%. Results (%) are presented rounded to 1% and therefore <u>answers may not add up to 100%</u>
About Kapa Research S.A.	A member of the Greek Association of Opinion and Market Research Companies (SEDEA). Complies with the ESOMAR codes of conduct and publication of opinion surveys



FRIEDRICH NAUMANN
STIFTUNG für die Freiheit



Table of Contents

Section 1	Politics in Greece: Emotions – trust – values.....	4
Section 2	Foreign Policy: Major issues.....	62
Section 3	Human rights and the State.....	98
Section 4	The State and the Market.....	126
Section 5	The role of religion: Stance against different doctrines.....	154
Section 6	Gender: Perceptions on women and homosexuality	179
Section 7	Immigration: Discrimination.....	208
Section 8	Mass Media: Freedom of the press & the issue of fake news.....	217
Section 9	Data privacy: Concerns and responsibilities.....	252
Section 10	Liberalism: Popularity – threats – representatives.....	264

*Results regarding self placement in the *rural* and *upper* classes are only indicative due to limited sample (subsamples smaller than 60 people)

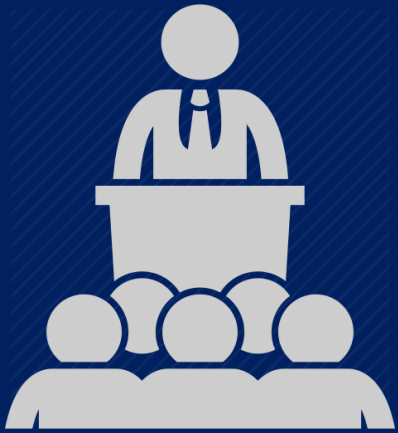


FRIEDRICH NAUMANN
STIFTUNG für die Freiheit



OCTOBER 2020

Nationwide Survey
Liberalism in Greece today

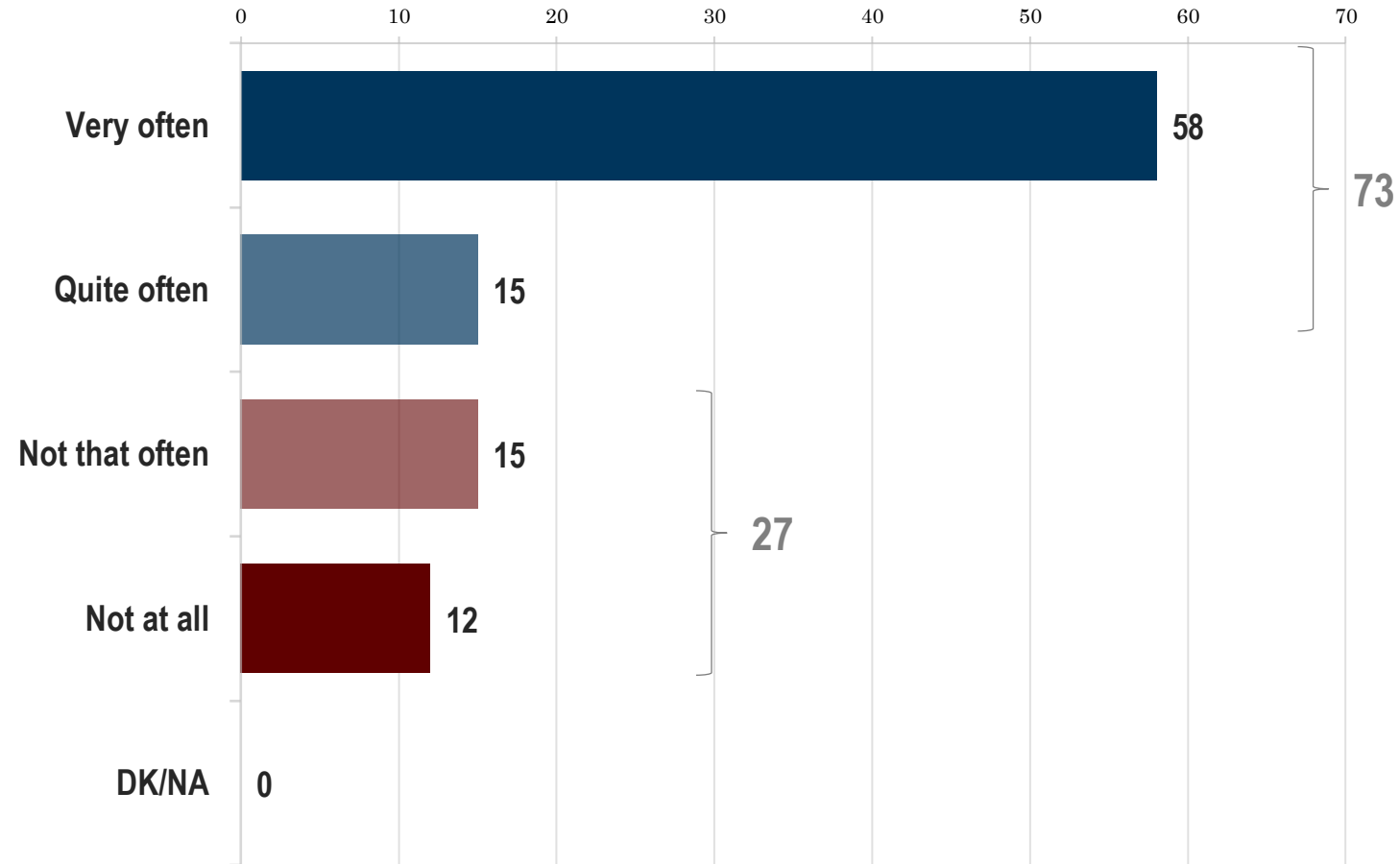


SECTION 1

Politics in Greece: Emotions – trust – values

INTEREST IN POLITICS

How often do you follow current political developments?



INTEREST IN POLITICS

How often do you follow current political developments?

Gender & Age

	Male	Female	17 - 34	35 - 44	45 - 54	55 - 64	65+
Very often	63	53	53	57	54	64	63
Quite often	13	17	17	14	19	13	11
Not that often	13	17	17	17	15	12	15
Not at all	11	12	12	11	12	11	11

Area (NUTS 1)

	Attica	Northern Greece	Aegean & Crete	Central Greece
Very often	61	52	62	60
Quite often	14	17	13	14
Not that often	15	17	15	15
Not at all	10	14	10	11

INTEREST IN POLITICS

How often do you follow current political developments?

Education & Religiosity

	Up to secondary	Post-secondary	Master/Doctoral	Religion very + somewhat important	Religion a little + not important
Very often	59	59	53	56	59
Quite often	14	15	23	15	15
Not that often	16	15	14	16	15
Not at all	12	12	10	12	11

Social class (self placement) & Family income (annual)

	Rural*	Working	Lower-middle	Middle	Upper*	Up to 12.000€	12.000-20.000€	20.000-30.000€	30.000€ and above
Very often	51	55	55	62	71	58	52	63	64
Quite often	9	16	17	13	7	14	20	12	9
Not that often	10	19	16	14	10	16	17	14	13
Not at all	30	10	12	11	13	11	11	11	13

INTEREST IN POLITICS

How often do you follow current political developments?

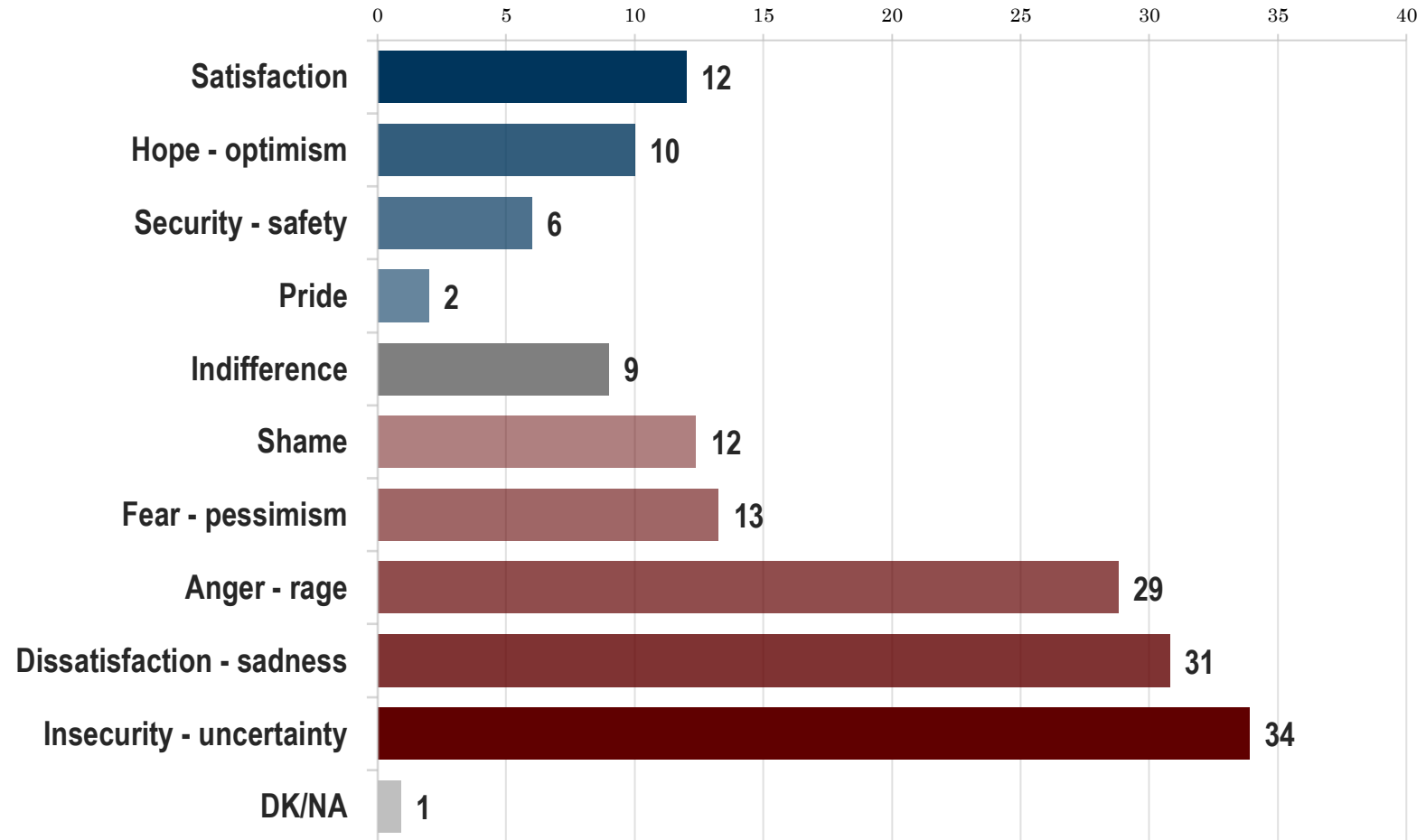

Occupation	Public servant	Private employee	Free lancer	Entrepreneur	Pensioner	Unemployed	Other
Very often	55	54	59	67	61	51	67
Quite often	19	17	16	5	12	21	5
Not that often	14	17	14	16	15	16	14
Not at all	11	11	11	12	11	12	14

Party affiliation (vote in 2019 elections)	ND	SYRIZA	KINAL	Smaller parties	Blank/invalid, didn't vote
Very often	62	61	62	53	49
Quite often	13	12	15	18	22
Not that often	14	15	12	16	17
Not at all	11	11	11	13	11

EMOTIONS CAUSED BY THE POLITICAL SYSTEM IN GREECE

How do you usually feel about the political system in Greece?

UP TO 2 ANSWERS



EMOTIONS CAUSED BY THE POLITICAL SYSTEM IN GREECE

How do you usually feel about the political system in Greece?

Gender & Age

	Male	Female	17 - 34	35 - 44	45 - 54	55 - 64	65+
Satisfaction	12	11	6	10	9	15	18
Hope - optimism	11	8	7	9	8	11	13
Security - safety	6	7	6	6	5	7	8
Pride	1	2	3	1	1	1	2
Indifference	10	9	11	9	12	6	8
Shame	12	13	16	16	12	11	7
Fear - pessimism	13	14	13	14	14	13	12
Anger - rage	29	29	30	30	29	26	28
Dissatisfaction - sadness	31	30	35	29	33	29	28
Insecurity - uncertainty	31	37	34	36	33	34	32

EMOTIONS CAUSED BY THE POLITICAL SYSTEM IN GREECE

How do you usually feel about the political system in Greece?

Area (NUTS 1)	Attica	Northern Greece	Aegean & Crete	Central Greece
Satisfaction	12	10	12	12
Hope - optimism	11	6	12	11
Security - safety	7	7	6	6
Pride	2	2	1	1
Indifference	8	13	9	7
Shame	12	11	15	13
Fear - pessimism	12	14	14	13
Anger - rage	29	27	31	30
Dissatisfaction - sadness	32	33	23	29
Insecurity - uncertainty	33	37	34	32

EMOTIONS CAUSED BY THE POLITICAL SYSTEM IN GREECE

How do you usually feel about the political system in Greece?

Education & Religiosity

	Up to secondary	Post-secondary	Master/Doctoral	Religion very + somewhat important	Religion a little + not important
Satisfaction	14	9	11	14	10
Hope - optimism	11	9	8	12	8
Security - safety	7	6	4	8	5
Pride	2	1	0	2	1
Indifference	10	8	11	11	9
Shame	9	15	17	13	12
Fear - pessimism	13	14	10	13	13
Anger - rage	30	28	29	25	31
Dissatisfaction - sadness	29	32	35	25	34
Insecurity - uncertainty	33	35	35	32	35

EMOTIONS CAUSED BY THE POLITICAL SYSTEM IN GREECE

How do you usually feel about the political system in Greece?

Social class (self placement) & Family income (annual)

	Rural*	Working	Lower-middle	Middle	Upper*	Up to 12.000€	12.000-20.000€	20.000-30.000€	30.000€ and above
Satisfaction	4	4	10	17	10	10	12	17	10
Hope - optimism	4	3	9	12	17	8	9	10	12
Security - safety	7	1	5	9	9	7	5	6	9
Pride	15	1	1	2	2	1	2	1	2
Indifference	9	6	10	11	6	7	11	11	9
Shame	27	19	11	10	17	16	14	7	9
Fear - pessimism	0	17	15	11	3	14	13	16	11
Anger - rage	28	42	27	23	38	35	27	27	26
Dissatisfaction - sadness	30	34	32	28	41	27	36	27	32
Insecurity - uncertainty	35	40	36	31	29	37	29	38	31

EMOTIONS CAUSED BY THE POLITICAL SYSTEM IN GREECE

How do you usually feel about the political system in Greece?

Occupation							
	Public servant	Private employee	Free lancer	Entrepreneur	Pensioner	Unemployed	Other
Satisfaction	5	7	11	17	20	8	16
Hope - optimism	7	9	10	11	13	6	10
Security - safety	4	4	10	4	8	4	11
Pride	1	1	2	0	2	1	3
Indifference	11	13	6	9	8	3	12
Shame	12	12	14	16	8	16	13
Fear - pessimism	16	15	13	6	12	15	10
Anger - rage	32	28	31	30	25	33	26
Dissatisfaction - sadness	25	37	31	34	26	34	29
Insecurity - uncertainty	38	34	31	33	32	40	32

EMOTIONS CAUSED BY THE POLITICAL SYSTEM IN GREECE

How do you usually feel about the political system in Greece?

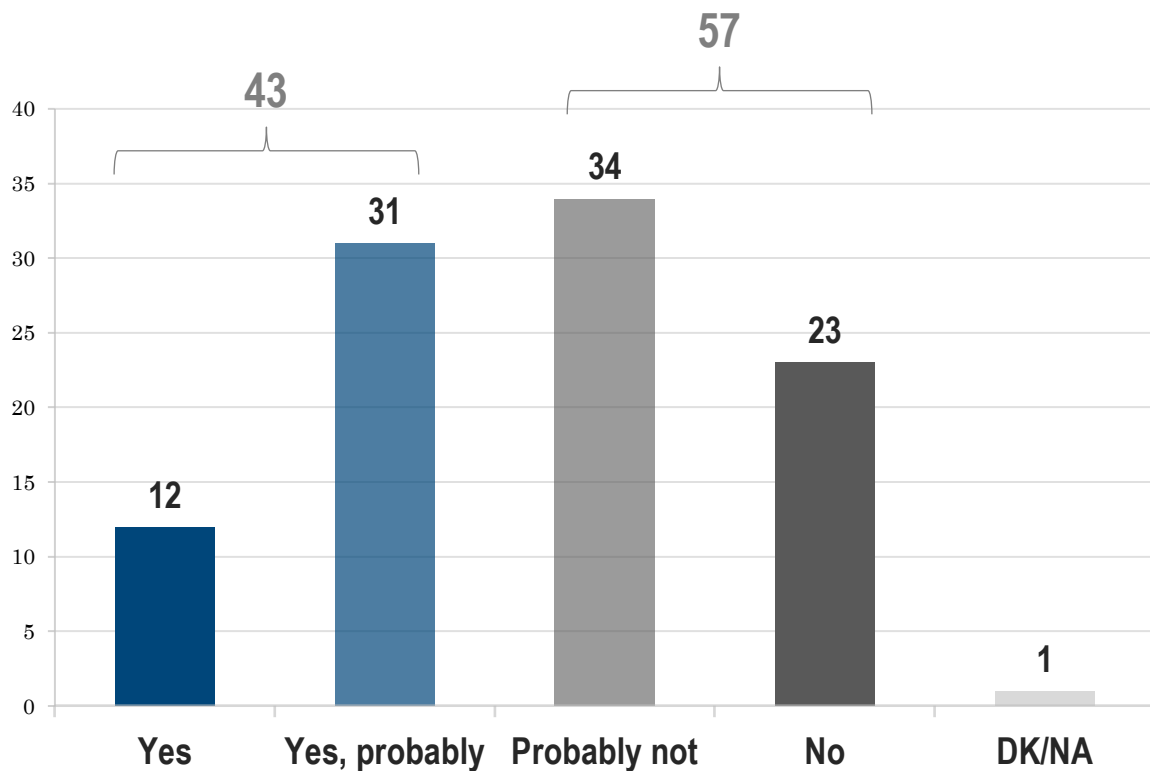
Party affiliation (vote in 2019 elections)

	ND	SYRIZA	KINAL	Smaller parties	Blank/invalid, didn't vote
Satisfaction	22	4	19	2	8
Hope - optimism	20	4	13	1	1
Security - safety	13	2	14	1	0
Pride	3	1	2	1	0
Indifference	11	9	11	6	12
Shame	4	17	1	21	18
Fear - pessimism	11	15	21	12	14
Anger - rage	15	38	7	48	36
Dissatisfaction - sadness	24	35	34	34	39
Insecurity - uncertainty	32	38	35	33	26

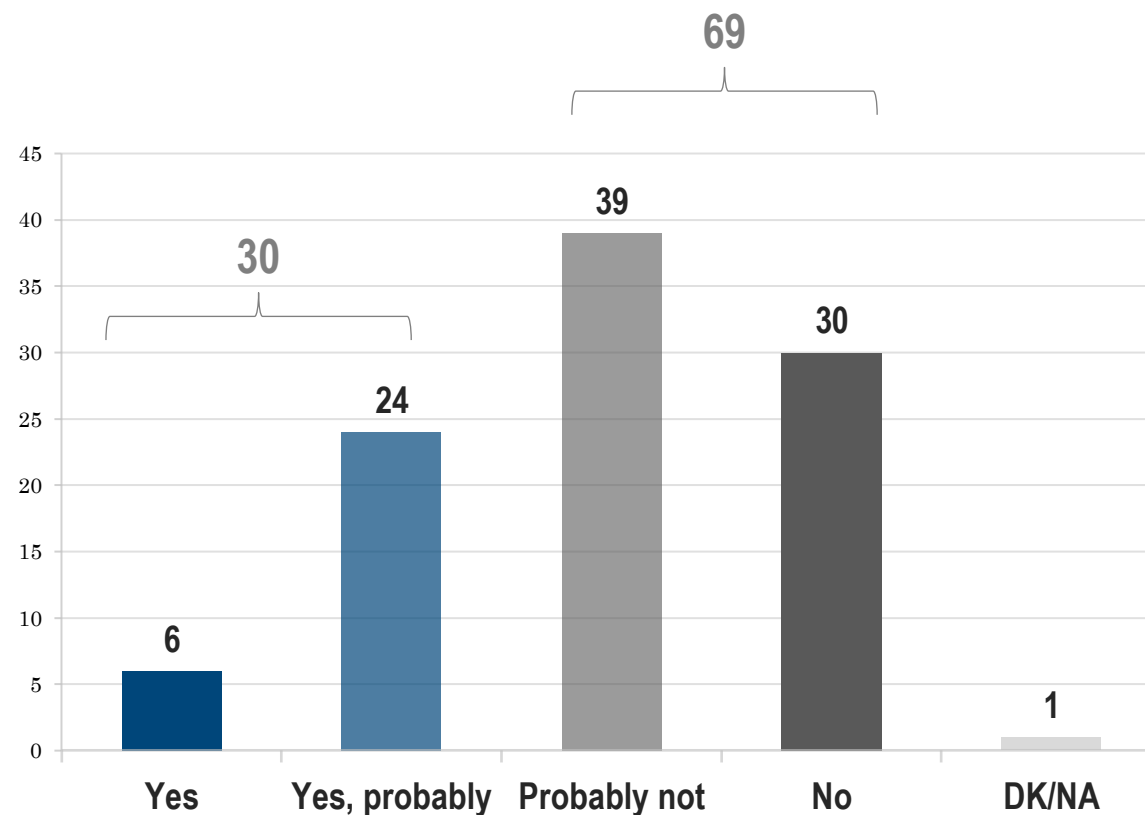
CAN THE GREEK POLITICAL SYSTEM PROVIDE SOLUTIONS?

Do you think that the Greek political system can provide solutions? More specifically, can it improve things....:

In the big problems of the country



In the important problems of your family



CAN THE GREEK POLITICAL SYSTEM PROVIDE SOLUTIONS?

Do you think that the Greek political system can provide solutions? More specifically, can it improve things....:

Gender & Age

		Male	Female	17 - 34	35 - 44	45 - 54	55 - 64	65+
In the big problems of the country	Yes & Yes, probably	44	42	35	41	35	49	55
	Probably not & No	55	57	63	58	65	50	45
In the important problems of your family	Yes & Yes, probably	32	28	26	31	22	37	34
	Probably not & No	68	71	73	68	78	62	65

Area (NUTS 1)

		Attica	Northern Greece	Aegean & Crete	Central Greece
In the big problems of the country	Yes & Yes, probably	47	42	40	42
	Probably not & No	52	58	60	58
In the important problems of your family	Yes & Yes, probably	33	29	28	28
	Probably not & No	66	70	72	72

CAN THE GREEK POLITICAL SYSTEM PROVIDE SOLUTIONS?

Do you think that the Greek political system can provide solutions? More specifically, can it improve things....:

Education & Religiosity

		Up to secondary	Post-secondary	Master/Doctoral	Religion very + somewhat important	Religion a little + not important
In the big problems of the country	Yes & Yes, probably	47	39	39	43	43
	Probably not & No	52	60	60	57	56
In the important problems of your family	Yes & Yes, probably	33	28	24	30	30
	Probably not & No	67	71	76	70	70

Social class (self placement) & Family income (annual)

		Rural*	Working	Lower-middle	Middle	Upper*	Up to 12.000€	12.000-20.000€	20.000-30.000€	30.000€ and above
In the big problems of the country	Yes & Yes, probably	22	23	43	53	36	34	46	50	46
	Probably not & No	78	76	56	47	64	65	54	49	53
In the important problems of your family	Yes & Yes, probably	34	18	28	37	29	25	30	32	36
	Probably not & No	66	82	71	62	71	75	70	68	63

CAN THE GREEK POLITICAL SYSTEM PROVIDE SOLUTIONS?

Do you think that the Greek political system can provide solutions? More specifically, can it improve things....:

Occupation

		Public servant	Private employee	Free lancer	Entrepreneur	Pensioner	Unemployed	Other
In the big problems of the country	Yes & Yes, probably	38	39	42	42	57	30	46
	Probably not & No	61	61	57	58	43	68	54
In the important problems of your family	Yes & Yes, probably	21	28	29	30	38	24	36
	Probably not & No	78	71	70	70	61	75	64

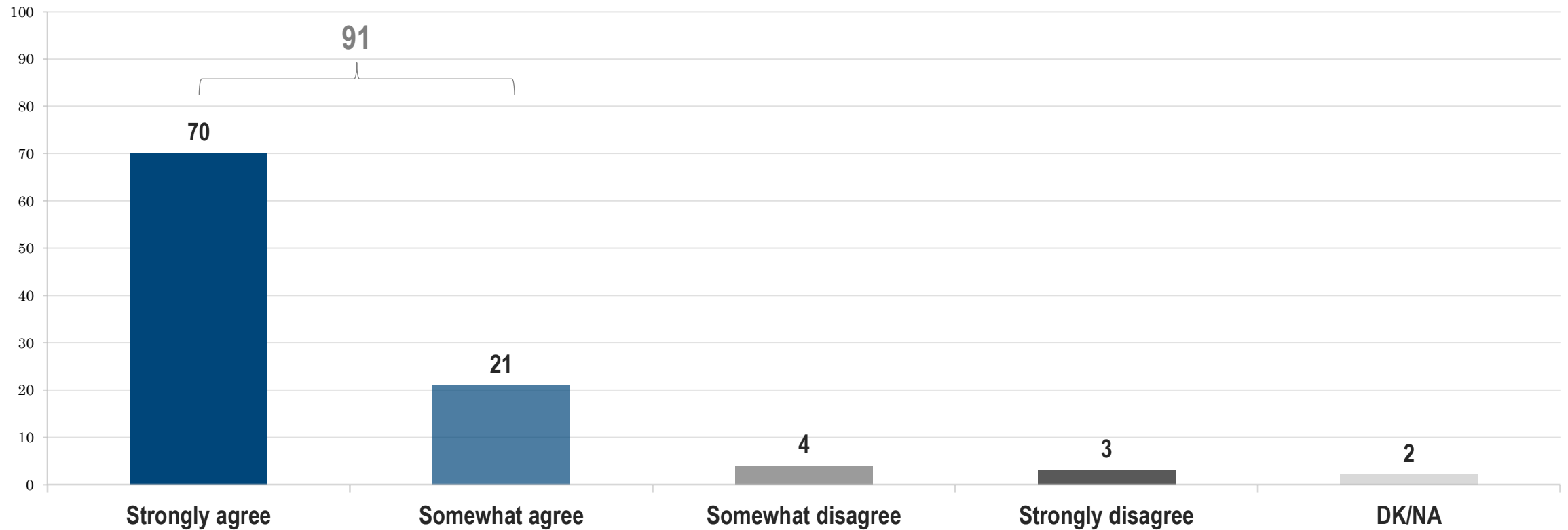
Party affiliation (vote in 2019 elections)

		ND	SYRIZA	KINAL	Smaller parties	Blank/invalid, didn't vote
In the big problems of the country	Yes & Yes, probably	66	39	61	11	24
	Probably not & No	34	60	39	89	75
In the important problems of your family	Yes & Yes, probably	44	28	42	9	14
	Probably not & No	55	71	58	91	86

IS DEMOCRACY THE BEST SYSTEM OF GOVERNMENT?

Do you agree or disagree with the following view?

"Democracy has problems but it is the best system of government"



IS DEMOCRACY THE BEST SYSTEM OF GOVERNMENT?

Do you agree or disagree with the following view?

«Democracy has problems but it is the best system of government»

Gender & Age

	Male	Female	17 - 34	35 - 44	45 - 54	55 - 64	65+
Strongly agree	70	71	64	71	70	70	76
Somewhat agree	22	20	22	20	23	24	17
Somewhat disagree	4	4	4	6	3	2	5
Strongly disagree	3	4	8	1	3	2	2

Area (NUTS 1)

	Attica	Northern Greece	Aegean & Crete	Central Greece
Strongly agree	69	70	76	70
Somewhat agree	22	21	15	21
Somewhat disagree	6	3	6	3
Strongly disagree	2	3	2	6

IS DEMOCRACY THE BEST SYSTEM OF GOVERNMENT?

Do you agree or disagree with the following view?

«Democracy has problems but it is the best system of government»

Education & Religiosity

	Up to secondary	Post-secondary	Master/Doctoral	Religion very + somewhat important	Religion a little + not important
Strongly agree	72	68	74	65	73
Somewhat agree	19	23	19	23	20
Somewhat disagree	5	4	2	6	3
Strongly disagree	3	4	2	4	3

Social class (self placement) & Family income (annual)

	Rural*	Working	Lower-middle	Middle	Upper*	Up to 12.000€	12.000-20.000€	20.000-30.000€	30.000€ and above
Strongly agree	63	55	71	77	73	64	70	74	78
Somewhat agree	22	22	23	17	18	21	22	21	19
Somewhat disagree	0	13	3	3	10	7	5	2	1
Strongly disagree	15	10	2	2	0	5	3	2	2

IS DEMOCRACY THE BEST SYSTEM OF GOVERNMENT?

Do you agree or disagree with the following view?

«Democracy has problems but it is the best system of government»

Occupation

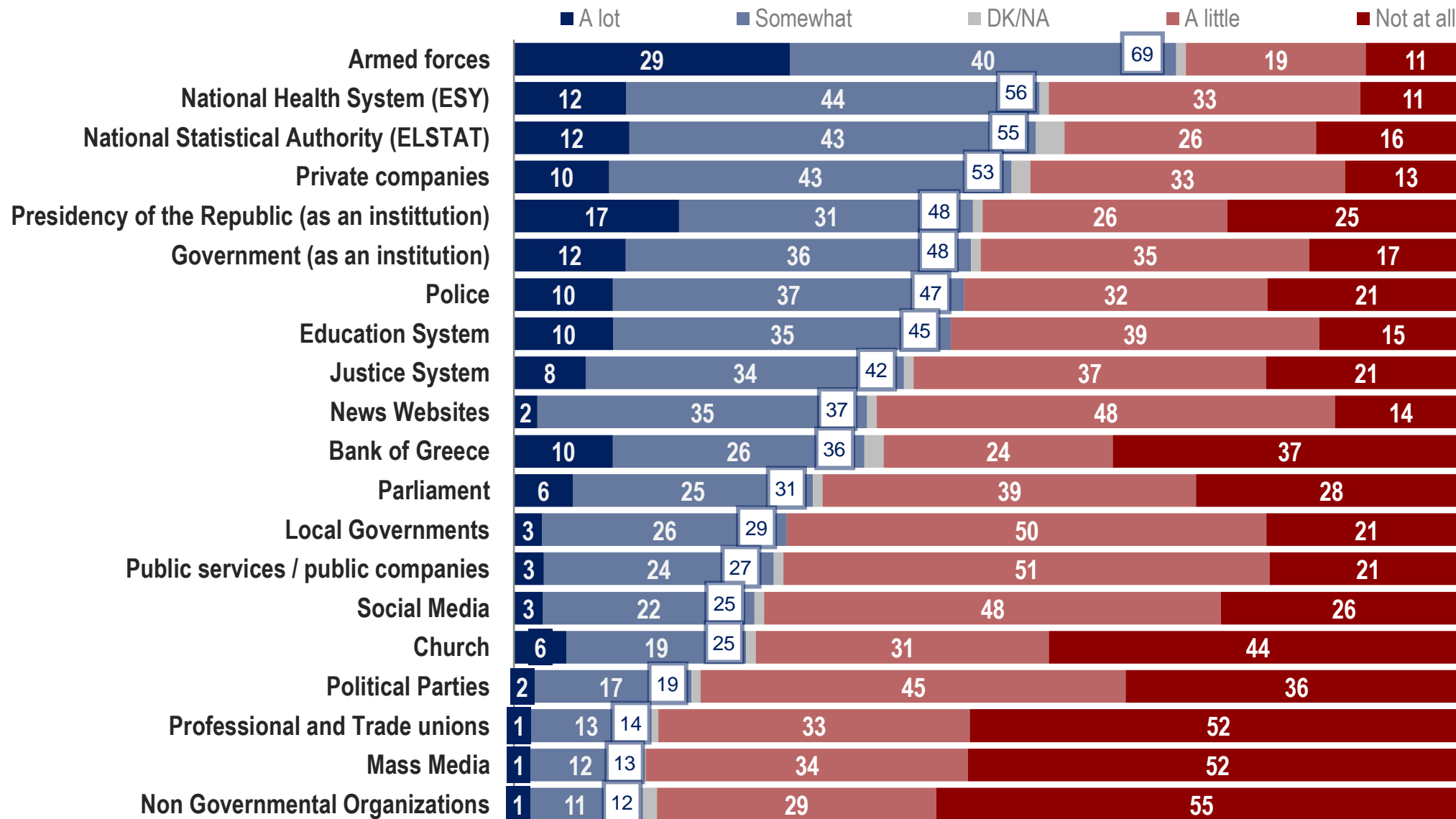
	Public servant	Private employee	Free lancer	Entrepreneur	Pensioner	Unemployed	Other
Strongly agree	75	69	68	68	77	63	68
Somewhat agree	22	22	26	18	16	21	19
Somewhat disagree	0	6	3	9	4	8	3
Strongly disagree	2	3	1	1	2	7	10

Party affiliation (vote in 2019 elections)

	ND	SYRIZA	KINAL	Smaller parties	Blank/invalid, didn't vote
Strongly agree	79	74	89	44	64
Somewhat agree	16	21	11	34	22
Somewhat disagree	2	2	0	13	5
Strongly disagree	2	1	0	10	5

TRUST IN INSTITUTIONS

How much do you trust each of the following institutions of the Greek state?



TRUST IN INSTITUTIONS (1/2)

How much do you trust each of the following institutions of the Greek state?

Gender & Age		Male	Female	17 - 34	35 - 44	45 - 54	55 - 64	65+
Armed forces	A lot & Somewhat	73	66	56	68	70	74	80
	A little & Not at all	27	32	43	31	27	24	19
National Health System (ESY)	A lot & Somewhat	59	52	50	53	54	63	58
	A little & Not at all	41	47	48	47	44	37	42
National Statistical Authority (ELSTAT)	A lot & Somewhat	56	54	51	46	53	56	65
	A little & Not at all	43	41	43	53	43	42	31
Private companies	A lot & Somewhat	54	52	48	54	49	53	60
	A little & Not at all	46	47	51	46	50	47	39
Presidency of the Republic (as an institution)	A lot & Somewhat	50	46	40	43	46	53	59
	A little & Not at all	49	53	58	56	54	46	40
Government (as an institution)	A lot & Somewhat	48	48	45	42	42	56	56
	A little & Not at all	52	51	54	57	57	44	44
Police	A lot & Somewhat	50	44	38	50	47	48	53
	A little & Not at all	50	55	61	50	53	52	46
Education System	A lot & Somewhat	48	44	48	47	41	47	46
	A little & Not at all	52	56	52	53	59	53	54
Justice System	A lot & Somewhat	40	43	42	39	45	35	42
	A little & Not at all	59	57	57	61	54	64	57
News Websites	A lot & Somewhat	33	41	38	38	39	36	35
	A little & Not at all	66	58	61	61	59	64	64

TRUST IN INSTITUTIONS (2/2)

How much do you trust each of the following institutions of the Greek state?

Gender & Age			Male	Female	17 - 34	35 - 44	45 - 54	55 - 64	65+
Bank of Greece	A lot & Somewhat		36	38	32	31	32	35	50
	A little & Not at all		62	59	64	67	65	65	48
Parliament	A lot & Somewhat		35	28	25	27	27	37	41
	A little & Not at all		65	71	73	73	71	63	59
Local Governments	A lot & Somewhat		29	28	32	27	24	26	31
	A little & Not at all		71	72	67	73	76	74	69
Public services / public companies	A lot & Somewhat		28	27	30	29	25	21	30
	A little & Not at all		71	73	70	70	75	78	70
Social Media	A lot & Somewhat		22	29	25	26	23	25	26
	A little & Not at all		78	71	74	74	76	75	73
Church	A lot & Somewhat		25	23	25	23	27	21	25
	A little & Not at all		73	75	74	77	70	79	72
Political Parties	A lot & Somewhat		21	17	15	16	16	21	25
	A little & Not at all		78	83	84	84	84	78	74
Professional and Trade unions	A lot & Somewhat		14	14	21	14	11	10	12
	A little & Not at all		85	84	77	85	88	89	87
Mass Media	A lot & Somewhat		11	14	10	14	9	10	19
	A little & Not at all		88	84	88	86	90	90	80
Non Governmental Organizations	A lot & Somewhat		12	12	14	12	12	11	11
	A little & Not at all		85	84	82	86	85	88	84

TRUST IN INSTITUTIONS (1/2)

How much do you trust each of the following institutions of the Greek state?

Area (NUTS 1)			Attica	Northern Greece	Aegean & Crete	Central Greece
Armed forces	A lot & Somewhat		73	66	71	68
	A little & Not at all		25	32	28	31
National Health System (ESY)	A lot & Somewhat		59	52	63	53
	A little & Not at all		41	48	35	47
National Statistical Authority (ELSTAT)	A lot & Somewhat		59	53	57	51
	A little & Not at all		38	44	40	44
Private companies	A lot & Somewhat		54	49	53	55
	A little & Not at all		45	50	47	45
Presidency of the Republic (as an institution)	A lot & Somewhat		51	47	49	45
	A little & Not at all		48	50	51	54
Government (as an institution)	A lot & Somewhat		54	43	45	49
	A little & Not at all		46	56	55	50
Police	A lot & Somewhat		47	46	53	46
	A little & Not at all		52	53	47	54
Education System	A lot & Somewhat		44	45	47	48
	A little & Not at all		55	55	53	52
Justice System	A lot & Somewhat		43	40	40	41
	A little & Not at all		56	60	59	59
News Websites	A lot & Somewhat		38	36	42	35
	A little & Not at all		61	62	57	64

TRUST IN INSTITUTIONS (2/2)

How much do you trust each of the following institutions of the Greek state?

Area (NUTS 1)			Attica	Northern Greece	Aegean & Crete	Central Greece
Bank of Greece	A lot & Somewhat		41	35	37	34
	A little & Not at all		55	63	63	65
Parliament	A lot & Somewhat		35	30	25	32
	A little & Not at all		64	69	75	68
Local Governments	A lot & Somewhat		26	29	30	29
	A little & Not at all		73	70	70	71
Public services / public companies	A lot & Somewhat		26	29	31	26
	A little & Not at all		74	70	69	73
Social Media	A lot & Somewhat		27	23	23	27
	A little & Not at all		73	76	77	72
Church	A lot & Somewhat		23	26	26	23
	A little & Not at all		75	73	74	76
Political Parties	A lot & Somewhat		20	17	19	19
	A little & Not at all		80	82	81	80
Professional and Trade unions	A lot & Somewhat		12	15	17	15
	A little & Not at all		88	83	82	84
Mass Media	A lot & Somewhat		13	12	14	14
	A little & Not at all		86	87	86	86
Non Governmental Organizations	A lot & Somewhat		12	15	12	9
	A little & Not at all		84	82	85	88

TRUST IN INSTITUTIONS (1/2)

How much do you trust each of the following institutions of the Greek state?

Education & Religiosity

		Up to secondary	Post-secondary	Master/Doctoral	Religion very + somewhat important	Religion a little + not important
Armed forces	A lot & Somewhat	74	66	57	86	60
	A little & Not at all	25	32	41	14	38
National Health System (ESY)	A lot & Somewhat	55	56	60	50	58
	A little & Not at all	45	44	38	49	41
National Statistical Authority (ELSTAT)	A lot & Somewhat	56	52	65	50	57
	A little & Not at all	41	45	31	46	40
Private companies	A lot & Somewhat	54	51	55	62	48
	A little & Not at all	45	48	45	37	52
Presidency of the Republic (as an institution)	A lot & Somewhat	49	46	52	46	49
	A little & Not at all	50	52	48	53	49
Government (as an institution)	A lot & Somewhat	50	46	50	49	48
	A little & Not at all	50	53	50	50	52
Police	A lot & Somewhat	48	46	44	66	36
	A little & Not at all	51	53	56	34	63
Education System	A lot & Somewhat	44	46	59	41	48
	A little & Not at all	56	54	41	59	51
Justice System	A lot & Somewhat	37	44	46	48	37
	A little & Not at all	62	55	54	52	62
News Websites	A lot & Somewhat	36	37	43	36	38
	A little & Not at all	63	62	56	64	61

TRUST IN INSTITUTIONS (2/2)

How much do you trust each of the following institutions of the Greek state?

Education & Religiosity						
		Up to secondary	Post-secondary	Master/Doctoral	Religion very + somewhat important	Religion a little + not important
Bank of Greece	A lot & Somewhat	40	32	46	41	34
	A little & Not at all	58	65	51	57	63
Parliament	A lot & Somewhat	35	27	35	26	35
	A little & Not at all	64	72	65	73	65
Local Governments	A lot & Somewhat	29	29	25	32	27
	A little & Not at all	71	71	75	68	73
Public services / public companies	A lot & Somewhat	26	27	37	24	29
	A little & Not at all	73	72	63	75	70
Social Media	A lot & Somewhat	26	25	20	24	26
	A little & Not at all	73	74	80	76	73
Church	A lot & Somewhat	26	23	21	56	6
	A little & Not at all	72	76	78	43	92
Political Parties	A lot & Somewhat	21	16	15	16	20
	A little & Not at all	78	83	85	83	79
Professional and Trade unions	A lot & Somewhat	16	12	17	6	18
	A little & Not at all	83	86	83	92	81
Mass Media	A lot & Somewhat	16	10	9	17	11
	A little & Not at all	84	88	91	82	89
Non Governmental Organizations	A lot & Somewhat	12	11	18	4	17
	A little & Not at all	85	85	81	93	80

TRUST IN INSTITUTIONS (1/2)

How much do you trust each of the following institutions of the Greek state?

Social class (self placement) & Family income (annual)

		Rural*	Working	Lower-middle	Middle	Upper*	Up to 12.000€	12.000-20.000€	20.000-30.000€	30.000€ and above
Armed forces	A lot & Somewhat	75	53	67	77	76	63	71	72	72
	A little & Not at all	25	44	32	22	24	35	27	27	28
National Health System (ESY)	A lot & Somewhat	38	48	53	63	53	47	56	60	65
	A little & Not at all	62	50	47	37	47	52	44	40	35
National Statistical Authority (ELSTAT)	A lot & Somewhat	32	33	53	66	58	44	51	66	66
	A little & Not at all	68	64	45	29	39	52	44	33	32
Private companies	A lot & Somewhat	51	32	44	70	71	46	48	63	60
	A little & Not at all	49	68	55	29	29	54	52	36	39
Presidency of the Republic (as an institution)	A lot & Somewhat	31	32	47	58	38	36	45	61	57
	A little & Not at all	69	65	52	41	62	63	53	39	42
Government (as an institution)	A lot & Somewhat	40	33	43	60	59	41	44	58	57
	A little & Not at all	60	65	56	40	41	59	55	42	43
Police	A lot & Somewhat	36	26	44	60	48	41	43	54	54
	A little & Not at all	64	74	56	39	52	58	56	46	46
Education System	A lot & Somewhat	35	41	48	46	41	41	50	48	46
	A little & Not at all	65	59	52	54	59	59	50	52	54
Justice System	A lot & Somewhat	42	26	38	51	37	39	33	50	46
	A little & Not at all	58	74	61	48	63	61	66	49	54
News Websites	A lot & Somewhat	38	35	37	38	43	37	34	36	42
	A little & Not at all	62	65	62	61	57	62	66	63	58

TRUST IN INSTITUTIONS (2/2)

How much do you trust each of the following institutions of the Greek state?

Social class (self placement) & Family income (annual)		Rural*	Working	Lower-middle	Middle	Upper*	Up to 12.000€	12.000-20.000€	20.000-30.000€	30.000€ and above
Bank of Greece	A lot & Somewhat	11	11	31	53	50	24	34	46	50
	A little & Not at all	89	85	67	44	50	74	65	51	48
Parliament	A lot & Somewhat	29	19	27	42	25	21	30	42	37
	A little & Not at all	71	79	72	57	75	77	70	58	63
Local Governments	A lot & Somewhat	23	23	29	32	28	32	26	32	21
	A little & Not at all	77	77	71	68	72	67	74	68	79
Public services / public companies	A lot & Somewhat	27	25	28	28	30	24	25	37	25
	A little & Not at all	73	75	71	72	70	75	75	62	75
Social Media	A lot & Somewhat	23	25	26	24	20	27	24	26	22
	A little & Not at all	77	75	74	75	80	73	76	73	78
Church	A lot & Somewhat	35	14	25	26	23	24	25	23	22
	A little & Not at all	65	86	74	73	74	76	74	75	77
Political Parties	A lot & Somewhat	19	13	16	25	13	17	15	25	21
	A little & Not at all	81	87	83	75	87	83	84	75	78
Professional and Trade unions	A lot & Somewhat	6	22	16	11	5	18	13	12	11
	A little & Not at all	94	78	82	89	93	80	85	87	88
Mass Media	A lot & Somewhat	4	7	10	20	11	13	8	19	14
	A little & Not at all	96	93	89	80	89	86	92	81	86
Non Governmental Organizations	A lot & Somewhat	19	15	13	10	10	12	11	16	10
	A little & Not at all	81	82	83	87	87	84	85	83	87

TRUST IN INSTITUTIONS (1/2)

How much do you trust each of the following institutions of the Greek state?

Occupation		Public servant	Private employee	Free lancer	Entrepreneur	Pensioner	Unemployed	Other
Armed forces	A lot & Somewhat	69	63	63	80	81	67	69
	A little & Not at all	30	36	35	18	16	31	31
National Health System (ESY)	A lot & Somewhat	60	55	55	50	60	45	54
	A little & Not at all	39	45	45	48	40	54	45
National Statistical Authority (ELSTAT)	A lot & Somewhat	54	50	60	47	63	44	56
	A little & Not at all	43	48	37	50	34	49	41
Private companies	A lot & Somewhat	39	48	60	68	59	54	56
	A little & Not at all	60	52	40	31	41	44	44
Presidency of the Republic (as an institution)	A lot & Somewhat	45	43	50	41	59	37	53
	A little & Not at all	54	57	48	57	40	60	45
Government (as an institution)	A lot & Somewhat	46	39	49	37	59	45	58
	A little & Not at all	53	60	50	61	41	53	42
Police	A lot & Somewhat	52	42	42	61	53	45	45
	A little & Not at all	48	58	57	37	47	53	55
Education System	A lot & Somewhat	63	38	44	28	48	46	47
	A little & Not at all	37	62	56	70	51	53	53
Justice System	A lot & Somewhat	42	42	39	37	40	36	48
	A little & Not at all	57	57	60	62	60	63	51
News Websites	A lot & Somewhat	38	34	32	34	36	47	46
	A little & Not at all	60	65	68	65	63	52	52

TRUST IN INSTITUTIONS (2/2)

How much do you trust each of the following institutions of the Greek state?

Occupation		Public servant	Private employee	Free lancer	Entrepreneur	Pensioner	Unemployed	Other
Bank of Greece	A lot & Somewhat	38	28	35	32	49	26	45
	A little & Not at all	60	70	62	64	50	70	52
Parliament	A lot & Somewhat	35	25	31	17	40	25	37
	A little & Not at all	64	74	68	82	60	71	62
Local Governments	A lot & Somewhat	30	23	31	21	30	28	37
	A little & Not at all	70	77	69	77	70	70	63
Public services / public companies	A lot & Somewhat	47	22	21	6	28	28	32
	A little & Not at all	52	78	79	92	71	71	68
Social Media	A lot & Somewhat	26	22	20	19	26	28	40
	A little & Not at all	74	78	80	79	74	70	59
Church	A lot & Somewhat	27	16	21	27	27	24	37
	A little & Not at all	72	82	77	72	71	72	63
Political Parties	A lot & Somewhat	18	14	21	15	24	12	23
	A little & Not at all	80	86	78	83	75	86	77
Professional and Trade unions	A lot & Somewhat	12	14	11	8	12	20	23
	A little & Not at all	87	85	88	90	86	78	76
Mass Media	A lot & Somewhat	11	10	13	11	16	10	18
	A little & Not at all	88	88	87	88	84	86	82
Non Governmental Organizations	A lot & Somewhat	15	11	15	5	9	16	10
	A little & Not at all	83	86	82	93	85	78	87

TRUST IN INSTITUTIONS (1/2)

How much do you trust each of the following institutions of the Greek state?

Party affiliation (vote in 2019 elections)						
		ND	SYRIZA	KINAL	Smaller parties	Blank/invalid, didn't vote
Armed forces	A lot & Somewhat	88	50	82	58	69
	A little & Not at all	12	47	17	42	25
National Health System (ESY)	A lot & Somewhat	60	61	75	39	44
	A little & Not at all	40	39	25	61	56
National Statistical Authority (ELSTAT)	A lot & Somewhat	70	42	75	40	55
	A little & Not at all	27	55	24	59	37
Private companies	A lot & Somewhat	77	28	69	43	49
	A little & Not at all	23	71	31	56	50
Presidency of the Republic (as an institution)	A lot & Somewhat	64	39	74	26	41
	A little & Not at all	35	59	26	74	57
Government (as an institution)	A lot & Somewhat	70	41	61	23	33
	A little & Not at all	30	59	38	77	67
Police	A lot & Somewhat	76	20	56	32	43
	A little & Not at all	24	79	43	68	57
Education System	A lot & Somewhat	37	62	68	34	31
	A little & Not at all	63	38	32	66	69
Justice System	A lot & Somewhat	59	26	58	24	42
	A little & Not at all	40	74	42	75	58
News Websites	A lot & Somewhat	37	42	37	30	41
	A little & Not at all	63	57	63	68	58

TRUST IN INSTITUTIONS (2/2)

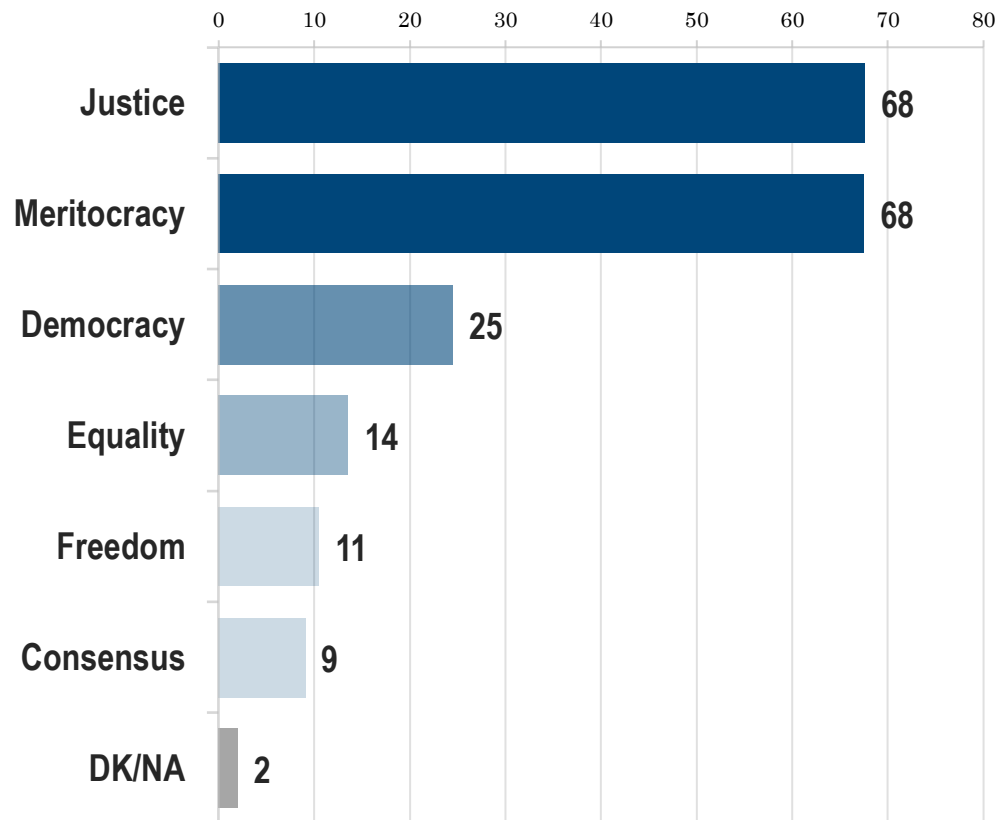
How much do you trust each of the following institutions of the Greek state?

Party affiliation (vote in 2019 elections)		ND	SYRIZA	KINAL	Smaller parties	Blank/invalid, didn't vote
Bank of Greece	A lot & Somewhat	62	11	65	16	38
	A little & Not at all	36	87	31	82	59
Parliament	A lot & Somewhat	44	34	51	6	15
	A little & Not at all	56	65	48	93	85
Local Governments	A lot & Somewhat	34	27	38	23	19
	A little & Not at all	66	73	62	77	81
Public services / public companies	A lot & Somewhat	25	39	31	11	26
	A little & Not at all	75	60	69	88	74
Social Media	A lot & Somewhat	18	39	20	23	25
	A little & Not at all	82	61	80	76	75
Church	A lot & Somewhat	36	9	32	22	23
	A little & Not at all	63	89	67	75	76
Political Parties	A lot & Somewhat	24	23	34	5	5
	A little & Not at all	76	76	66	94	95
Professional and Trade unions	A lot & Somewhat	4	26	20	15	9
	A little & Not at all	95	73	75	84	90
Mass Media	A lot & Somewhat	23	5	18	5	12
	A little & Not at all	77	94	82	94	87
Non Governmental Organizations	A lot & Somewhat	4	23	17	9	12
	A little & Not at all	94	73	78	86	86

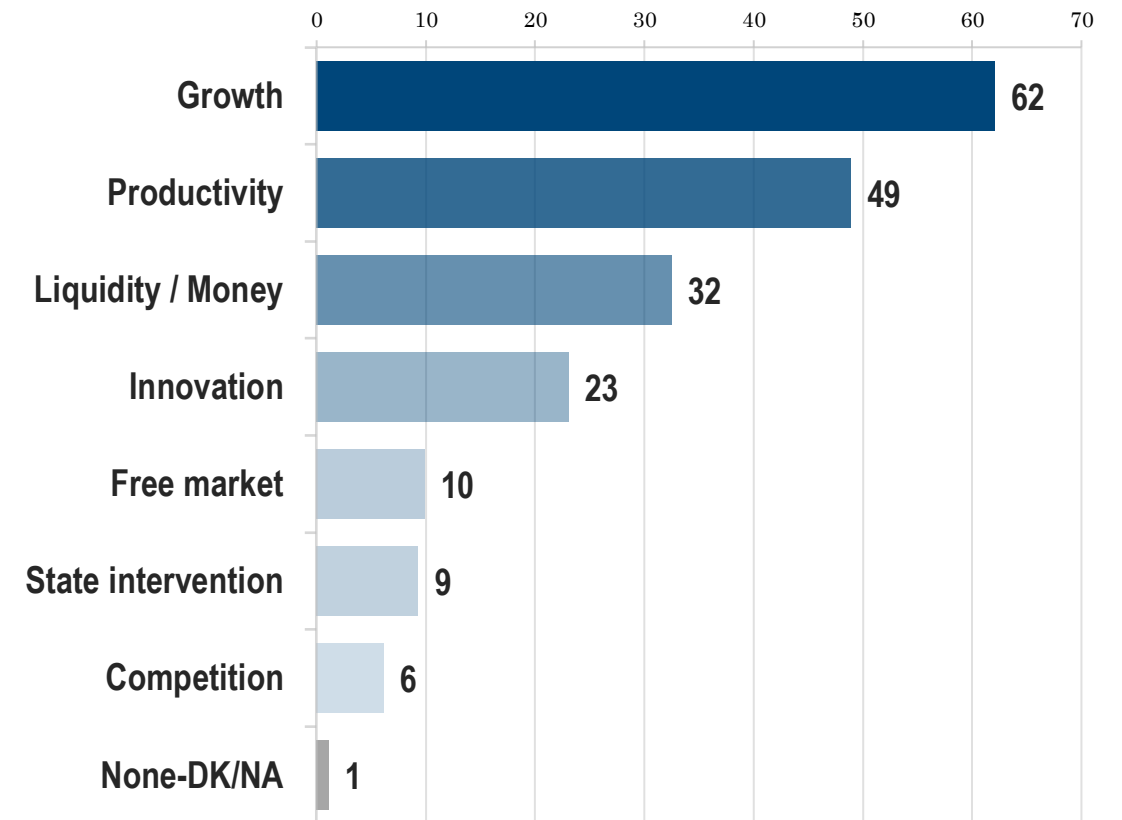
VALUES THAT NEED TO BE STRENGTHENED

Which of the following [...] values would you like to see strengthened in the coming years?

Political and Social Values



Economic Values



VALUES THAT NEED TO BE STRENGTHENED

Which of the following [...] values would you like to see strengthened in the coming years?

Political and Social Values | Gender & Age

	Male	Female	17 - 34	35 - 44	45 - 54	55 - 64	65+
Justice	68	68	59	61	75	76	71
Meritocracy	68	67	64	65	70	69	71
Democracy	26	23	25	29	22	20	25
Equality	11	16	24	13	11	10	8
Freedom	11	10	15	14	10	9	5
Consensus	9	9	7	7	8	9	14

Economic Values | Gender & Age

	Male	Female	17 - 34	35 - 44	45 - 54	55 - 64	65+
Growth	60	64	55	61	60	68	68
Productivity	47	51	44	44	49	48	58
Liquidity / Money	33	32	35	48	36	31	15
Innovation	24	22	23	17	22	21	30
Free market	11	8	13	8	9	8	10
State intervention	11	7	10	10	11	8	8
Competition	7	6	10	3	5	5	6

VALUES THAT NEED TO BE STRENGTHENED

Which of the following [...] values would you like to see strengthened in the coming years?

Political and Social Values | Area (NUTS 1)

	Attica	Northern Greece	Aegean & Crete	Central Greece
Justice	66	66	66	72
Meritocracy	66	69	68	68
Democracy	25	27	26	21
Equality	15	13	13	13
Freedom	10	8	15	12
Consensus	12	9	7	7

Economic Values | Area (NUTS 1)

	Attica	Northern Greece	Aegean & Crete	Central Greece
Growth	63	64	61	59
Productivity	51	46	49	50
Liquidity / Money	29	34	32	35
Innovation	23	20	28	25
Free market	10	11	10	8
State intervention	10	10	8	9
Competition	6	6	8	5

VALUES THAT NEED TO BE STRENGTHENED

Which of the following [...] values would you like to see strengthened in the coming years?

Political and Social Values | Education & Religiosity

	Up to secondary	Post-secondary	Master/Doctoral	Religion very + somewhat important	Religion a little + not important
Justice	70	66	65	71	65
Meritocracy	65	70	69	69	67
Democracy	27	21	29	21	27
Equality	12	15	11	8	17
Freedom	8	13	13	12	10
Consensus	11	7	9	9	9

Economic Values | Education & Religiosity

	Up to secondary	Post-secondary	Master/Doctoral	Religion very + somewhat important	Religion a little + not important
Growth	63	62	53	72	56
Productivity	51	47	45	48	50
Liquidity / Money	28	38	30	38	29
Innovation	24	20	35	14	28
Free market	9	11	9	11	9
State intervention	10	9	11	5	12
Competition	6	5	12	4	7

VALUES THAT NEED TO BE STRENGTHENED

Which of the following [...] values would you like to see strengthened in the coming years?

Political and Social Values | Social class (self placement) & Family income (annual)

	Rural*	Working	Lower-middle	Middle	Upper*	Up to 12.000€	12.000-20.000€	20.000-30.000€	30.000€ and above
Justice	56	60	67	70	76	66	68	68	69
Meritocracy	55	65	66	71	79	63	68	69	75
Democracy	37	26	26	22	15	25	27	23	19
Equality	9	20	13	12	8	17	11	13	12
Freedom	11	19	11	7	7	16	10	9	7
Consensus	7	4	8	12	9	5	7	14	11

Economic Values | Social class (self placement) & Family income (annual)

	Rural*	Working	Lower-middle	Middle	Upper*	Up to 12.000€	12.000-20.000€	20.000-30.000€	30.000€ and above
Growth	60	49	62	69	45	57	61	67	66
Productivity	41	49	51	47	58	46	52	50	45
Liquidity / Money	30	46	35	27	22	44	31	28	23
Innovation	14	22	21	27	26	19	21	29	28
Free market	4	4	8	12	26	8	10	8	11
State intervention	4	17	10	5	8	11	9	9	9
Competition	4	3	6	8	6	4	7	6	7

VALUES THAT NEED TO BE STRENGTHENED

Which of the following [...] values would you like to see strengthened in the coming years?

Political and Social Values | Occupation

	Public servant	Private employee	Free lancer	Entrepreneur	Pensioner	Unemployed	Other
Justice	73	67	65	70	72	67	60
Meritocracy	67	71	64	68	70	71	60
Democracy	27	22	26	26	24	26	26
Equality	13	15	16	3	8	12	22
Freedom	8	12	13	13	6	12	11
Consensus	7	7	7	10	16	4	11

Economic Values | Occupation

	Public servant	Private employee	Free lancer	Entrepreneur	Pensioner	Unemployed	Other
Growth	61	67	52	66	68	57	59
Productivity	48	45	44	46	61	46	49
Liquidity / Money	34	42	37	42	15	44	20
Innovation	27	19	26	16	29	16	21
Free market	5	6	17	14	9	8	15
State intervention	13	10	8	1	7	13	10
Competition	5	4	6	9	6	5	12

VALUES THAT NEED TO BE STRENGTHENED

Which of the following [...] values would you like to see strengthened in the coming years?

Political and Social Values | Party affiliation (vote in 2019 elections)

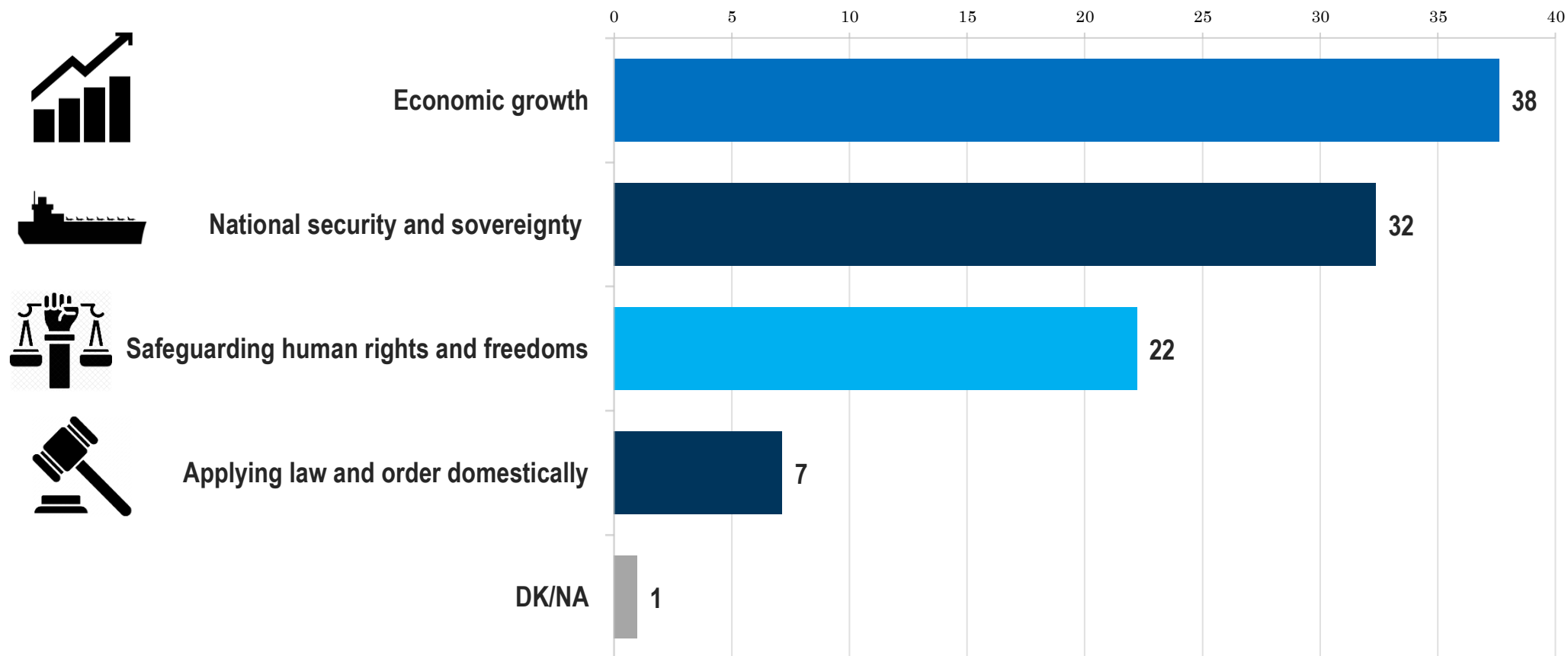
	ND	SYRIZA	KINAL	Smaller parties	Blank/invalid, didn't vote
Justice	70	70	56	69	63
Meritocracy	81	54	70	63	67
Democracy	16	33	30	28	19
Equality	7	21	15	11	22
Freedom	5	14	6	15	12
Consensus	14	4	13	4	13

Economic Values | Party affiliation (vote in 2019 elections)

	ND	SYRIZA	KINAL	Smaller parties	Blank/invalid, didn't vote
Growth	71	50	69	57	69
Productivity	49	49	44	48	50
Liquidity / Money	25	39	25	37	33
Innovation	23	25	36	16	22
Free market	17	1	9	11	7
State intervention	3	20	7	10	6
Competition	8	5	5	5	6

THE MOST IMPORTANT GOAL OF THE COUNTRY IN THE UPCOMING YEARS

*If you had to choose, which of the following should be the most important goal of the country in the coming years?
Where should we pay more attention?*



THE MOST IMPORTANT GOAL OF THE COUNTRY IN THE UPCOMING YEARS

*If you had to choose, which of the following should be the most important goal of the country in the coming years?
Where should we pay more attention?*

Gender & Age

	Male	Female	17 - 34	35 - 44	45 - 54	55 - 64	65+
Economic growth	38	37	37	37	38	44	35
National security and sovereignty	34	31	30	34	32	25	38
Safeguarding human rights and freedoms	20	24	28	22	22	20	18
Applying law and order domestically	7	7	3	7	7	11	8

Area (NUTS 1)

	Attica	Northern Greece	Aegean & Crete	Central Greece
Economic growth	39	37	33	38
National security and sovereignty	32	33	37	31
Safeguarding human rights and freedoms	22	21	22	23
Applying law and order domestically	7	7	8	6

THE MOST IMPORTANT GOAL OF THE COUNTRY IN THE UPCOMING YEARS

If you had to choose, which of the following should be the most important goal of the country in the coming years?

Where should we pay more attention?

Education & Religiosity

	Up to secondary	Post-secondary	Master/Doctoral	Religion very + somewhat important	Religion a little + not important
Economic growth	36	40	36	30	42
National security and sovereignty	35	31	25	53	21
Safeguarding human rights and freedoms	21	23	31	8	30
Applying law and order domestically	8	6	7	9	6

Social class (self placement) & Family income (annual)

	Rural*	Working	Lower-middle	Middle	Upper*	Up to 12.000€	12.000-20.000€	20.000-30.000€	30.000€ and above
Economic growth	31	34	38	41	33	36	32	43	42
National security and sovereignty	43	17	32	35	42	29	36	31	33
Safeguarding human rights and freedoms	6	41	23	16	14	29	22	18	17
Applying law and order domestically	0	7	6	9	8	6	9	8	6

THE MOST IMPORTANT GOAL OF THE COUNTRY IN THE UPCOMING YEARS

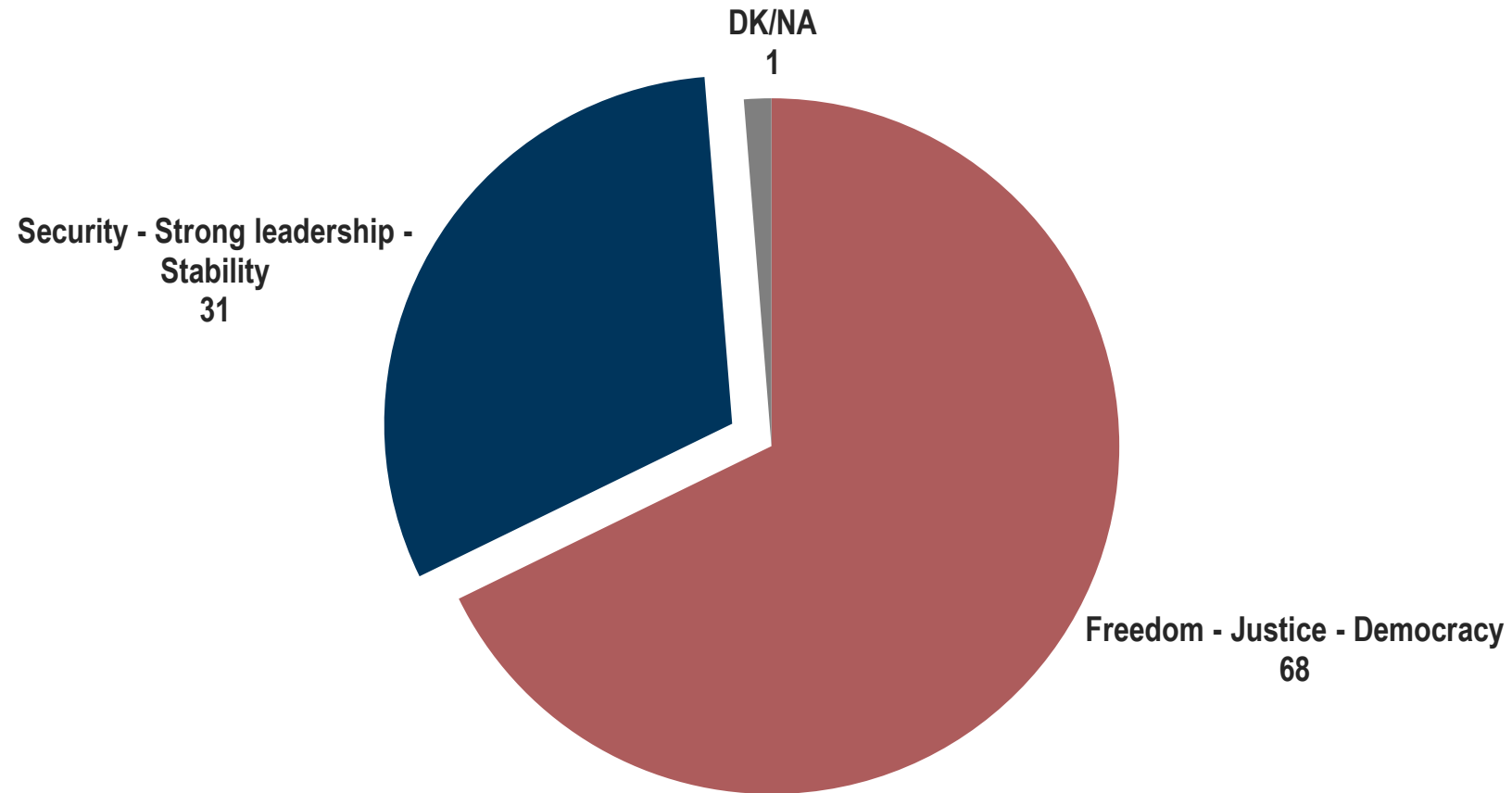
*If you had to choose, which of the following should be the most important goal of the country in the coming years?
Where should we pay more attention?*

Occupation	Public servant	Private employee	Free lancer	Entrepreneur	Pensioner	Unemployed	Other
Economic growth	36	38	42	34	37	36	37
National security and sovereignty	31	29	24	46	39	37	33
Safeguarding human rights and freedoms	23	24	25	12	15	26	25
Applying law and order domestically	10	8	8	7	8	2	3

Party affiliation (vote in 2019 elections)	ND	SYRIZA	KINAL	Smaller parties	Blank/invalid, didn't vote
Economic growth	41	37	52	25	42
National security and sovereignty	43	14	32	39	34
Safeguarding human rights and freedoms	4	43	14	28	21
Applying law and order domestically	12	5	3	6	2

SECURITY – STRONG LEADERSHIP – STABILITY vs FREEDOM – JUSTICE – DEMOCRACY

Which of the following two sets of principles and values would you say characterizes you the most?



SECURITY – STRONG LEADERSHIP – STABILITY vs FREEDOM – JUSTICE – DEMOCRACY

Which of the following two sets of principles and values would you say characterizes you the most?

Gender & Age

	Male	Female	17 - 34	35 - 44	45 - 54	55 - 64	65+
Freedom - Justice - Democracy	68	68	71	62	67	71	67
Security - Strong leadership - Stability	30	32	26	36	32	28	33

Area (NUTS 1)

	Attica	Northern Greece	Aegean & Crete	Central Greece
Freedom - Justice - Democracy	70	67	61	69
Security - Strong leadership - Stability	29	31	38	30

Education & Religiosity

	Up to secondary	Post-secondary	Master/Doctoral	Religion very + somewhat important	Religion a little + not important
Freedom - Justice - Democracy	66	69	74	52	77
Security - Strong leadership - Stability	33	30	25	47	22

SECURITY – STRONG LEADERSHIP – STABILITY vs FREEDOM – JUSTICE – DEMOCRACY

Which of the following two sets of principles and values would you say characterizes you the most?

Social class (self placement) & Family income (annual)

	Rural*	Working	Lower-middle	Middle	Upper*	Up to 12.000€	12.000-20.000€	20.000-30.000€	30.000€ and above
Freedom - Justice - Democracy	52	81	70	62	60	70	67	69	65
Security - Strong leadership - Stability	33	19	29	37	38	28	32	30	33

Occupation

	Public servant	Private employee	Free lancer	Entrepreneur	Pensioner	Unemployed	Other
Freedom - Justice - Democracy	73	67	72	57	67	69	61
Security - Strong leadership - Stability	26	32	27	40	33	28	36

Party affiliation (vote in 2019 elections)

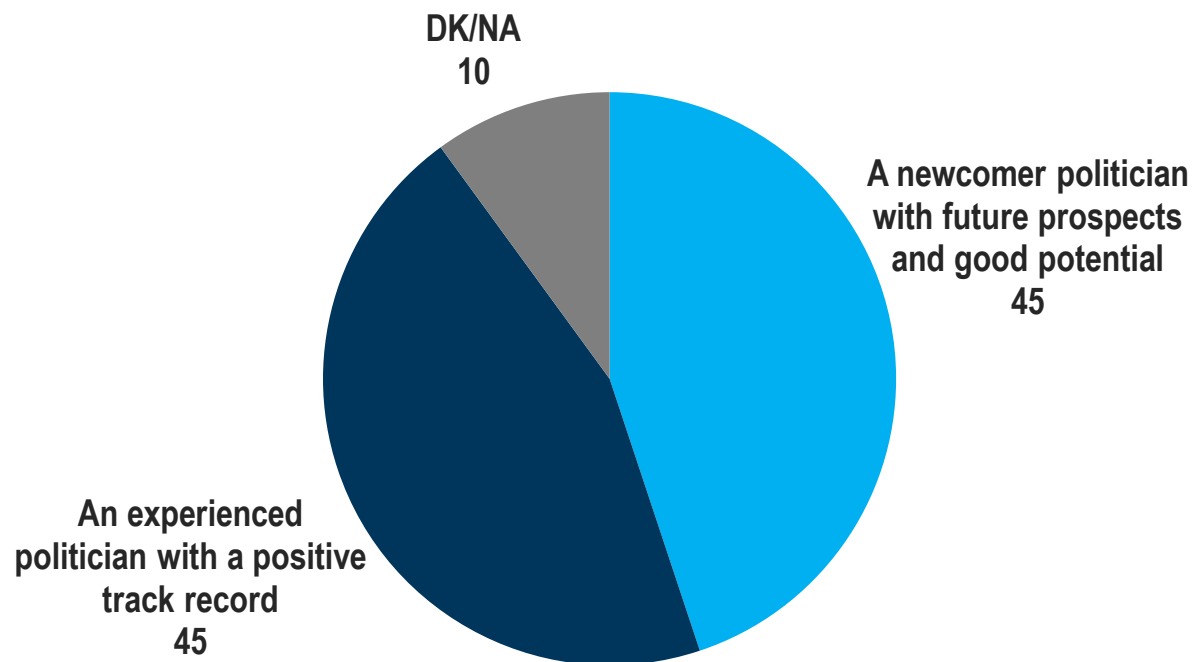
	ND	SYRIZA	KINAL	Smaller parties	Blank/invalid, didn't vote
Freedom - Justice - Democracy	46	91	79	67	75
Security - Strong leadership - Stability	53	8	21	31	23

PREFERENCES REGARDING THE POLITICAL PERSONNEL

Young and promising vs Experienced... / ...Politician vs Technocrat

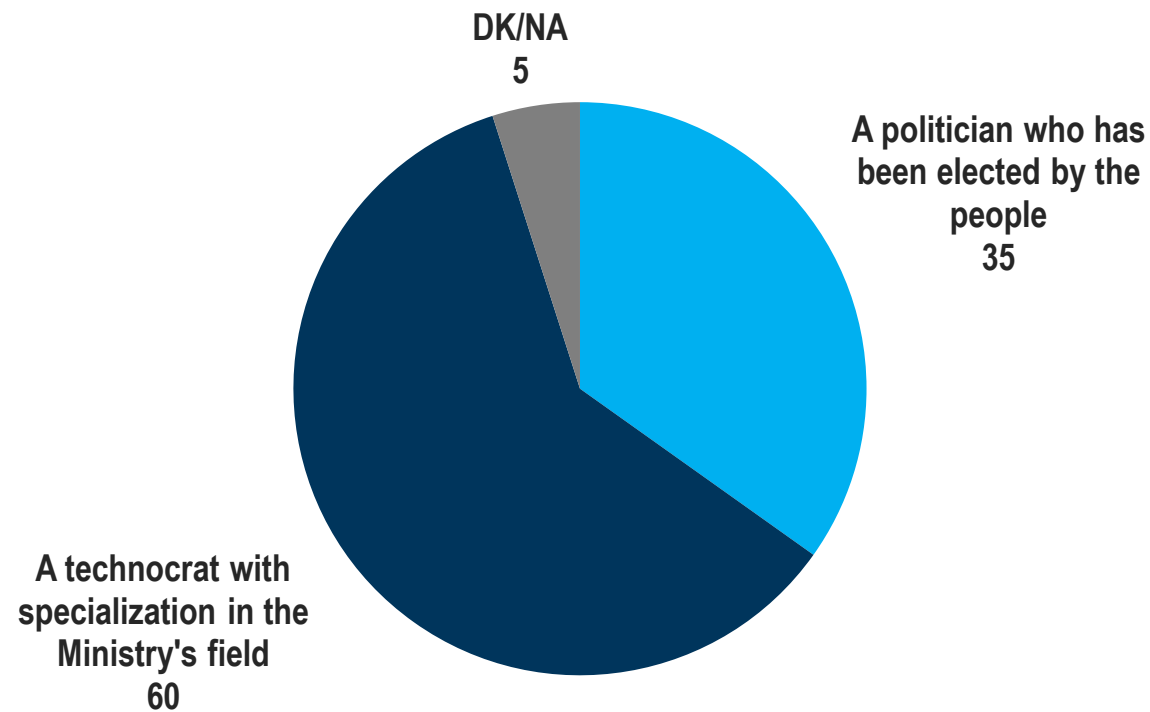
Young and promising vs Experienced

During a crucial political period, would you trust as a member of Parliament a **newcomer** with future prospects and good potential or an **experienced** politician whom you know and has, based on your views, a positive track record?



Politician vs Technocrat

Which of the following two would you select for Minister of an important government ministry? A **politician** who has been elected by the people or a **technocrat** with specialization in the Ministry's field?



PREFERENCES REGARDING THE POLITICAL PERSONNEL

Young and promising vs Experienced... / ...Politician vs Technocrat

Young and promising vs Experienced | Gender & Age

	Male	Female	17 - 34	35 - 44	45 - 54	55 - 64	65+
A newcomer politician with future prospects and good potential	46	44	49	48	46	40	41
An experienced politician with a positive track record	43	47	36	42	44	52	53
DK/NA	11	10	15	10	10	8	6

Young and promising vs Experienced | Area (NUTS 1)

	Attica	Northern Greece	Aegean & Crete	Central Greece
A newcomer politician with future prospects and good potential	43	47	46	45
An experienced politician with a positive track record	48	42	46	45
DK/NA	9	11	8	10

PREFERENCES REGARDING THE POLITICAL PERSONNEL

Young and promising vs Experienced... / ...Politician vs Technocrat

Young and promising vs Experienced | Education & Religiosity

	Up to secondary	Post-secondary	Master/Doctoral	Religion very + somewhat important	Religion a little + not important
A newcomer politician with future prospects and good potential	43	46	50	46	44
An experienced politician with a positive track record	49	41	42	45	45
DK/NA	8	13	8	8	11

Young and promising vs Experienced | Social class (self placement) & Family income (annual)

	Rural*	Working	Lower-middle	Middle	Upper*	Up to 12.000€	12.000-20.000€	20.000-30.000€	30.000€ and above
A newcomer politician with future prospects and good potential	33	49	47	39	65	46	45	44	40
An experienced politician with a positive track record	44	31	43	55	30	41	43	51	51
DK/NA	23	19	10	6	5	14	12	5	8

PREFERENCES REGARDING THE POLITICAL PERSONNEL

Young and promising vs Experienced... / ...Politician vs Technocrat

Young and promising vs Experienced | Occupation

	Public servant	Private employee	Free lancer	Entrepreneur	Pensioner	Unemployed	Other
A newcomer politician with future prospects and good potential	41	51	44	56	42	40	40
An experienced politician with a positive track record	51	39	42	33	52	49	47
DK/NA	8	10	13	11	6	11	14

Young and promising vs Experienced | Party affiliation (vote in 2019 elections)

	ND	SYRIZA	KINAL	Smaller parties	Blank/invalid, didn't vote
A newcomer politician with future prospects and good potential	34	54	37	53	50
An experienced politician with a positive track record	61	36	60	28	35
DK/NA	4	10	4	19	15

PREFERENCES REGARDING THE POLITICAL PERSONNEL

Young and promising vs Experienced... / ...Politician vs Technocrat

Politician vs Technocrat | Gender & Age

	Male	Female	17 - 34	35 - 44	45 - 54	55 - 64	65+
A politician who has been elected by the people	36	34	40	39	34	32	29
A technocrat with specialization in the Ministry's field	60	61	54	57	59	62	69
DK/NA	5	5	6	4	7	6	2

Politician vs Technocrat | Area (NUTS 1)

	Attica	Northern Greece	Aegean & Crete	Central Greece
A politician who has been elected by the people	33	35	34	37
A technocrat with specialization in the Ministry's field	62	58	63	60
DK/NA	5	6	4	4

PREFERENCES REGARDING THE POLITICAL PERSONNEL

Young and promising vs Experienced... / ...Politician vs Technocrat

Politician vs Technocrat | Education & Religiosity

	Up to secondary	Post-secondary	Master/Doctoral	Religion very + somewhat important	Επηρεάζονται Λίγο + Καθόλου από τη θρησκεία
A politician who has been elected by the people	33	36	35	27	39
A technocrat with specialization in the Ministry's field	62	59	59	69	55
DK/NA	5	5	6	4	5

Politician vs Technocrat | Social class (self placement) & Family income (annual)

	Rural*	Working	Lower-middle	Middle	Upper*	Up to 12.000€	12.000-20.000€	20.000-30.000€	30.000€ and above
A politician who has been elected by the people	43	54	38	24	25	42	36	30	29
A technocrat with specialization in the Ministry's field	34	41	57	73	73	51	61	68	66
DK/NA	23	5	5	3	2	7	3	3	5

PREFERENCES REGARDING THE POLITICAL PERSONNEL

Young and promising vs Experienced... / ...Politician vs Technocrat

Politician vs Technocrat | Occupation

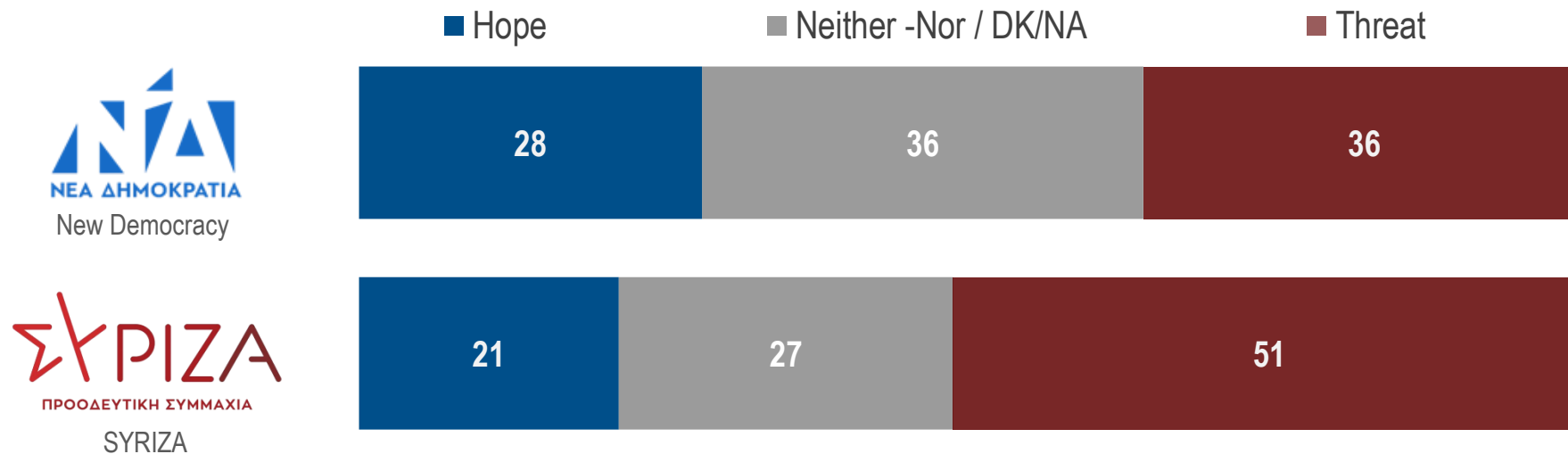
	Public servant	Private employee	Free lancer	Entrepreneur	Pensioner	Unemployed	Other
A politician who has been elected by the people	39	40	33	22	25	45	35
A technocrat with specialization in the Ministry's field	55	54	63	70	73	48	59
DK/NA	6	5	4	8	3	7	6

Politician vs Technocrat | Party affiliation (vote in 2019 elections)

	ND	SYRIZA	KINAL	Smaller parties	Blank/invalid, didn't vote
A politician who has been elected by the people	14	63	29	42	20
A technocrat with specialization in the ministry field	83	33	68	50	69
DK/NA	3	5	4	7	11

NEW DEMOCRACY AND SYRIZA: PARTIES OF HOPE OR A THREAT TO THE COUNTRY?

Thinking about the two major parties, New Democracy and SYRIZA, would you say that each party constitutes a hope for the country or is it a threat of the country?



NEW DEMOCRACY AND SYRIZA: PARTIES OF HOPE OR A THREAT TO THE COUNTRY?

Thinking about the two major parties, New Democracy and SYRIZA, would you say that each party constitutes a hope for the country or is it a threat of the country?

Gender & Age

		Male	Female	17 - 34	35 - 44	45 - 54	55 - 64	65+
New Democracy	Hope	27	29	20	25	27	33	37
	No hope - no threat	38	34	35	36	37	34	37
	Threat	35	36	44	38	36	33	26
SYRIZA	Hope	21	22	22	18	17	21	26
	No hope - no threat	28	27	26	29	32	30	21
	Threat	51	51	50	54	50	47	53

Area (NUTS 1)

		Attica	Northern Greece	Aegean & Crete	Central Greece
New Democracy	Hope	32	23	30	28
	No hope - no threat	34	40	37	33
	Threat	34	36	32	38
SYRIZA	Hope	23	20	21	21
	No hope - no threat	27	30	24	25
	Threat	49	50	54	53

NEW DEMOCRACY AND SYRIZA: PARTIES OF HOPE OR A THREAT TO THE COUNTRY?

Thinking about the two major parties, New Democracy and SYRIZA, would you say that each party constitutes a hope for the country or is it a threat of the country?

Education & Religiosity

		Up to secondary	Post-secondary	Master/Doctoral	Religion very + somewhat important	Religion a little + not important
New Democracy	Hope	31	26	24	37	23
	No hope - no threat	37	35	33	37	35
	Threat	32	38	43	25	41
SYRIZA	Hope	23	19	21	9	28
	No hope - no threat	24	30	28	21	30
	Threat	52	50	50	69	41

Social class (self placement) & Family income (annual)

		Rural*	Working	Lower-middle	Middle	Upper*	Up to 12.000€	12.000-20.000€	20.000-30.000€	30.000€ and above
New Democracy	Hope	15	6	25	41	41	21	25	33	36
	No hope - no threat	25	32	36	39	19	30	37	41	37
	Threat	60	62	39	20	39	48	37	25	27
SYRIZA	Hope	11	29	25	15	24	20	28	21	16
	No hope - no threat	15	35	29	25	10	27	25	30	29
	Threat	73	35	46	61	66	53	46	49	56

NEW DEMOCRACY AND SYRIZA: PARTIES OF HOPE OR A THREAT TO THE COUNTRY?

Thinking about the two major parties, New Democracy and SYRIZA, would you say that each party constitutes a hope for the country or is it a threat of the country?

Occupation		Public servant	Private employee	Free lancer	Entrepreneur	Pensioner	Unemployed	Other
New Democracy	Hope	23	23	27	30	38	24	33
	No hope - no threat	40	36	33	32	39	34	32
	Threat	36	41	40	35	23	40	34
SYRIZA	Hope	26	22	19	7	24	18	21
	No hope - no threat	34	34	26	15	21	26	22
	Threat	40	44	54	77	55	54	56

Party affiliation (vote in 2019 elections)		ND	SYRIZA	KINAL	Smaller parties	Blank/invalid, didn't vote
New Democracy	Hope	66	2	12	9	17
	No hope - no threat	30	28	71	39	47
	Threat	4	70	17	52	35
SYRIZA	Hope	2	65	4	2	13
	No hope - no threat	16	29	34	38	35
	Threat	82	5	61	59	51



OCTOBER 2020
Nationwide Survey
Liberalism in Greece today

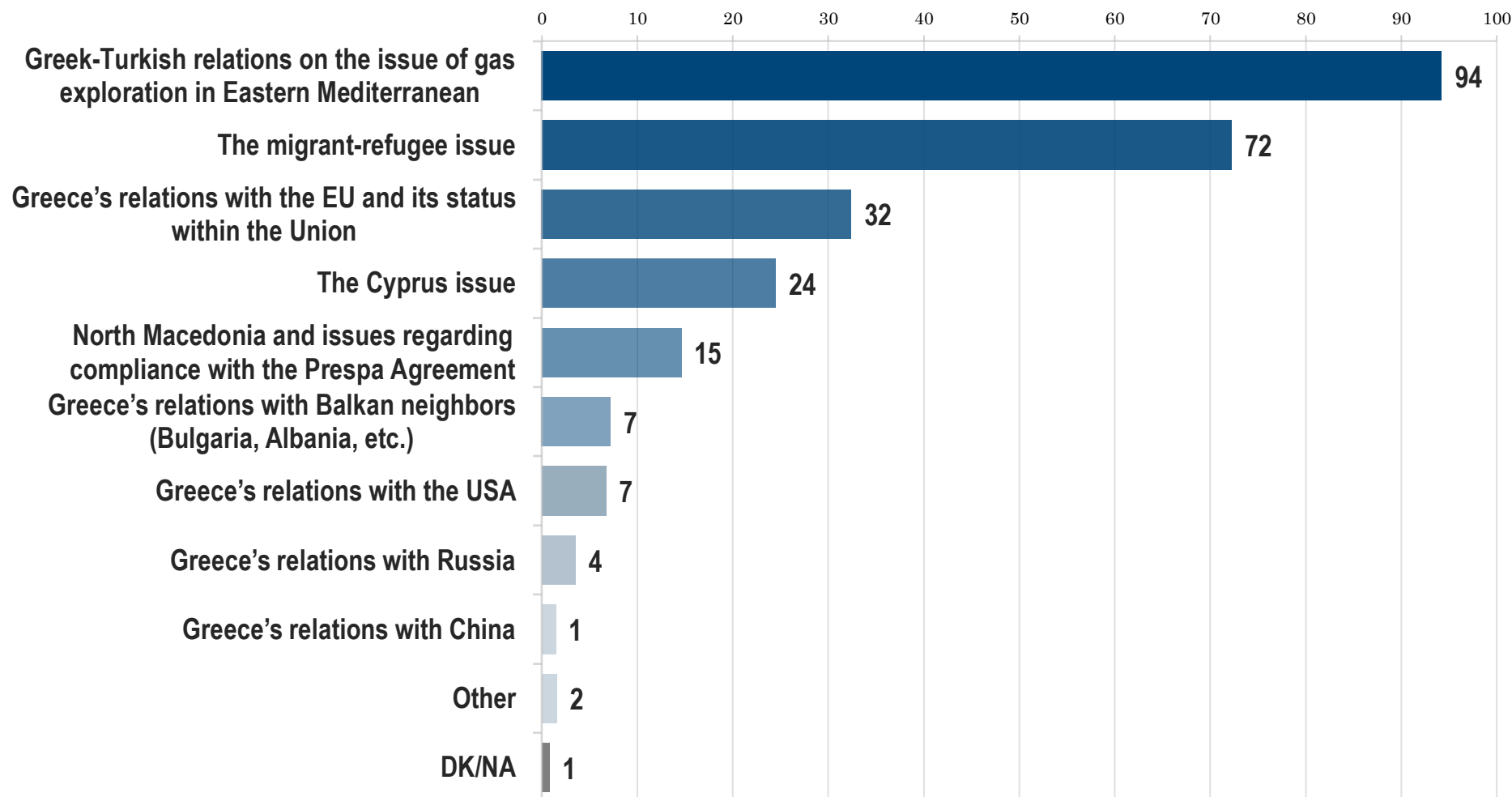
SECTION 2

Foreign policy: Major issues

FOREIGN POLICY: THE MOST IMPORTANT ISSUES

In your opinion, which is the most important foreign policy issue in Greece today?

UP TO 3 ANSWERS



FOREIGN POLICY: THE MOST IMPORTANT ISSUES

In your opinion, which is the most important foreign policy issue in Greece today?

Gender & Age

	Male	Female	17 - 34	35 - 44	45 - 54	55 - 64	65+
Greek-Turkish relations on the issue of gas exploration in Eastern Mediterranean	95	94	92	95	92	94	97
The migrant-refugee issue	68	76	72	77	68	71	73
Greece's relations with the EU and its status within the Union	33	31	27	34	34	39	31
The Cyprus issue	27	22	27	23	17	22	31
North Macedonia and issues regarding compliance with the Prespa Agreement	13	16	18	16	17	12	10
Greece's relations with Balkan neighbors (Bulgaria, Albania, etc.)	7	8	8	6	9	7	5
Greece's relations with the USA	7	6	8	6	4	4	9
Greece's relations with Russia	4	3	3	4	5	2	3

FOREIGN POLICY: THE MOST IMPORTANT ISSUES

In your opinion, which is the most important foreign policy issue in Greece today?

Area (NUTS 1)				
	Attica	Northern Greece	Aegean & Crete	Central Greece
Greek-Turkish relations on the issue of gas exploration in Eastern Mediterranean	96	93	95	93
The migrant-refugee issue	70	74	71	73
Greece's relations with the EU and its status within the Union	35	32	32	30
The Cyprus issue	24	23	34	23
North Macedonia and issues regarding compliance with the Prespa Agreement	11	20	15	13
Greece's relations with Balkan neighbors (Bulgaria, Albania, etc.)	6	9	7	7
Greece's relations with the USA	8	7	6	6
Greece's relations with Russia	4	3	3	4

FOREIGN POLICY: THE MOST IMPORTANT ISSUES

In your opinion, which is the most important foreign policy issue in Greece today?

Education & Religiosity

	Up to secondary	Post-secondary	Master/Doctoral	Religion very + somewhat important	Religion a little + not important
Greek-Turkish relations on the issue of gas exploration in Eastern Mediterranean	95	93	97	95	94
The migrant-refugee issue	71	74	69	77	69
Greece's relations with the EU and its status within the Union	31	34	35	21	39
The Cyprus issue	28	21	25	23	25
North Macedonia and issues regarding compliance with the Prespa Agreement	13	16	15	27	8
Greece's relations with Balkan neighbors (Bulgaria, Albania, etc.)	7	7	10	7	7
Greece's relations with the USA	7	7	7	7	6
Greece's relations with Russia	5	3	1	4	3

FOREIGN POLICY: THE MOST IMPORTANT ISSUES

In your opinion, which is the most important foreign policy issue in Greece today?

Social class (self placement) & Family income (annual)

	Rural*	Working	Lower-middle	Middle	Upper*	Up to 12.000€	12.000-20.000€	20.000-30.000€	30.000€ and above
Greek-Turkish relations on the issue of gas exploration in Eastern Mediterranean	79	90	94	97	94	91	95	97	96
The migrant-refugee issue	48	68	72	76	63	71	75	74	68
Greece's relations with the EU and its status within the Union	34	38	32	30	39	37	30	33	32
The Cyprus issue	34	29	23	26	11	22	27	23	26
North Macedonia and issues regarding compliance with the Prespa Agreement	36	11	16	11	23	18	13	12	10
Greece's relations with Balkan neighbors (Bulgaria, Albania, etc.)	0	9	8	7	5	9	7	6	7
Greece's relations with the USA	16	7	6	6	9	6	6	6	10
Greece's relations with Russia	6	6	4	3	2	4	4	3	4

FOREIGN POLICY: THE MOST IMPORTANT ISSUES

In your opinion, which is the most important foreign policy issue in Greece today?

Occupation

	Public servant	Private employee	Free lancer	Entrepreneur	Pensioner	Unemployed	Other
Greek-Turkish relations on the issue of gas exploration in Eastern Mediterranean	96	93	95	92	97	89	93
The migrant-refugee issue	79	72	66	72	72	78	71
Greece's relations with the EU and its status within the Union	31	37	31	37	30	36	26
The Cyprus issue	23	21	24	18	29	26	28
North Macedonia and issues regarding compliance with the Prespa Agreement	13	14	11	15	13	18	23
Greece's relations with Balkan neighbors (Bulgaria, Albania, etc.)	5	9	10	6	6	3	8
Greece's relations with the USA	5	6	7	12	8	5	8
Greece's relations with Russia	3	5	4	1	3	2	3

FOREIGN POLICY: THE MOST IMPORTANT ISSUES

In your opinion, which is the most important foreign policy issue in Greece today?

Party affiliation (vote in 2019 elections)

	ND	SYRIZA	KINAL	Smaller parties	Blank/invalid, didn't vote
Greek-Turkish relations on the issue of gas exploration in Eastern Mediterranean	98	93	98	90	94
The migrant-refugee issue	80	63	70	69	74
Greece's relations with the EU and its status within the Union	26	42	27	33	31
The Cyprus issue	22	27	46	22	17
North Macedonia and issues regarding compliance with the Prespa Agreement	21	5	6	16	19
Greece's relations with Balkan neighbors (Bulgaria, Albania, etc.)	6	8	8	9	6
Greece's relations with the USA	7	6	6	5	14
Greece's relations with Russia	2	4	0	5	6

ATTITUDES ON GLOBALIZATION & EUROPEAN INTEGRATION/UNIFICATION

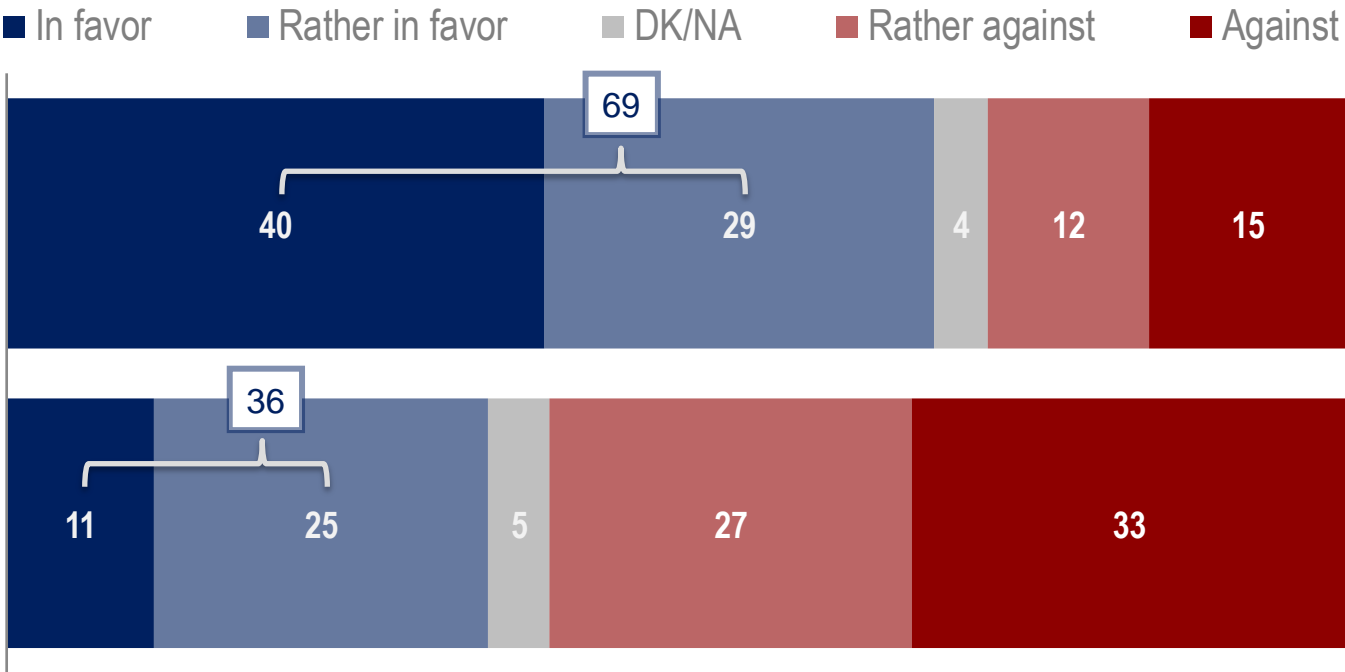
Please tell me if you stand in favor or against on each of the following issues:



European integration / unification



Globalization



ATTITUDES ON GLOBALIZATION & EUROPEAN INTEGRATION/UNIFICATION

Please tell me if you stand in favor or against on each of the following issues:

Gender & Age

		Male	Female	17 - 34	35 - 44	45 - 54	55 - 64	65+
European integration / unification	In favor & Rather in favor	71	67	64	67	68	70	77
	Rather against & Against	25	28	28	30	31	25	20
Globalization	In favor & Rather in favor	38	34	43	34	33	31	36
	Rather against & Against	58	61	52	63	62	65	59

Area (NUTS 1)

		Attica	Northern Greece	Aegean & Crete	Central Greece
European integration / unification	In favor & Rather in favor	72	68	73	66
	Rather against & Against	24	28	25	29
Globalization	In favor & Rather in favor	41	36	32	32
	Rather against & Against	55	60	59	65

ATTITUDES ON GLOBALIZATION & EUROPEAN INTEGRATION/UNIFICATION

Please tell me if you stand in favor or against on each of the following issues:

Education & Religiosity

		Up to secondary	Post-secondary	Master/Doctoral	Religion very + somewhat important	Religion a little + not important
European integration / unification	In favor & Rather in favor	69	68	83	63	73
	Rather against & Against	27	28	16	33	23
Globalization	In favor & Rather in favor	30	40	51	25	42
	Rather against & Against	65	56	43	71	53

Social class (self placement) & Family income (annual)

		Rural*	Working	Lower- middle	Middle	Upper*	Up to 12.000€	12.000- 20.000€	20.000- 30.000€	30.000€ and above
European integration / unification	In favor & Rather in favor	30	49	68	80	81	57	68	78	83
	Rather against & Against	70	48	28	17	19	38	28	19	16
Globalization	In favor & Rather in favor	28	24	32	44	53	29	31	41	49
	Rather against & Against	72	72	61	54	45	65	65	56	47

ATTITUDES ON GLOBALIZATION & EUROPEAN INTEGRATION/UNIFICATION

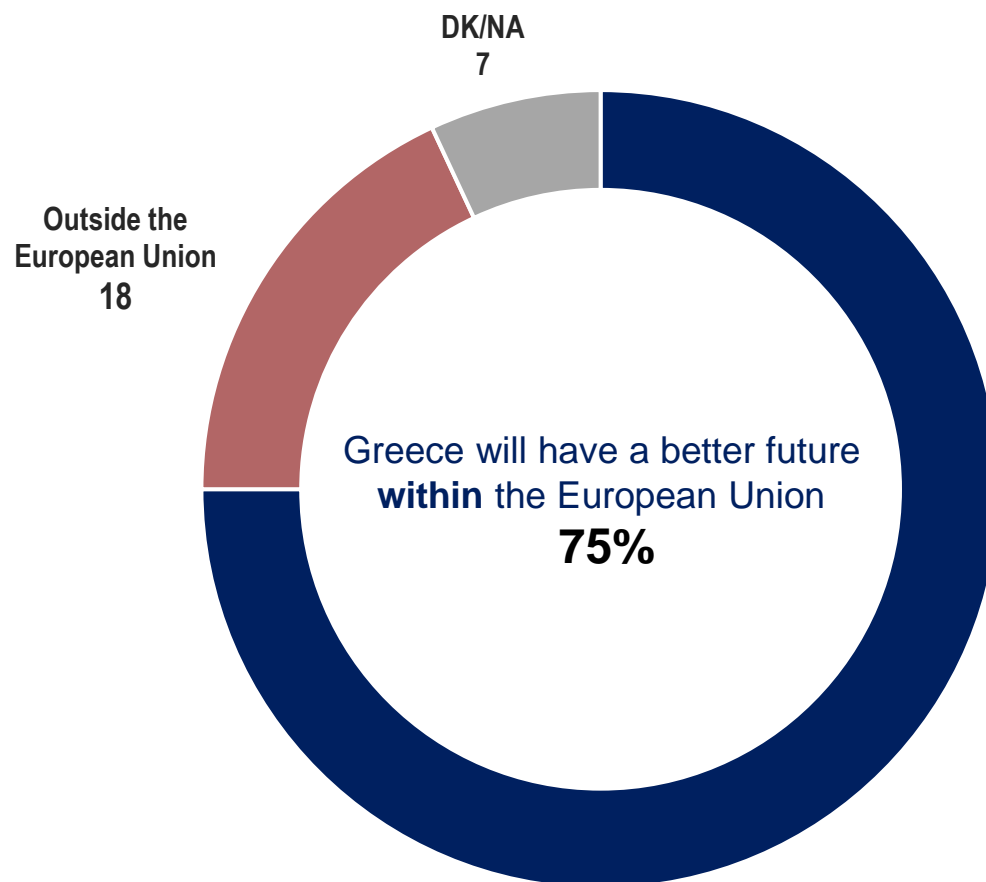
Please tell me if you stand in favor or against on each of the following issues:

Occupation			Public servant	Private employee	Free lancer	Entrepreneur	Pensioner	Unemployed	Other
European integration / unification	In favor & Rather in favor		73	66	75	65	76	55	64
	Rather against & Against		24	30	22	33	20	37	29
Globalization	In favor & Rather in favor		37	33	43	35	31	37	36
	Rather against & Against		58	63	52	62	63	56	62

Party affiliation (vote in 2019 elections)			ND	SYRIZA	KINAL	Smaller parties	Blank/invalid, didn't vote
European integration / unification	In favor & Rather in favor		83	69	91	43	59
	Rather against & Against		15	28	7	51	35
Globalization	In favor & Rather in favor		47	31	49	22	30
	Rather against & Against		49	64	46	74	66

THE BEST FUTURE FOR THE COUNTRY: WITHIN or OUTSIDE THE EUROPEAN UNION?

In your estimation, which path holds a better future for Greece?



THE BEST FUTURE FOR THE COUNTRY: WITHIN or OUTSIDE THE EUROPEAN UNION?

In your estimation, which path holds a better future for Greece?

Gender & Age

	Male	Female	17 - 34	35 - 44	45 - 54	55 - 64	65+
Greece will have a better future within the European Union	75	75	72	75	70	75	82
Outside the European Union	18	18	18	19	23	15	16
DK/NA	7	7	10	6	7	10	3

Area (NUTS 1)

	Attica	Northern Greece	Aegean & Crete	Central Greece
Greece will have a better future within the European Union	76	76	80	71
Outside the European Union	18	15	16	22
DK/NA	6	9	4	7

THE BEST FUTURE FOR THE COUNTRY: WITHIN or OUTSIDE THE EUROPEAN UNION?

In your estimation, which path holds a better future for Greece?

Education & Religiosity

	Up to secondary	Post-secondary	Master/Doctoral	Religion very + somewhat important	Religion a little + not important
Greece will have a better future within the European Union	76	72	83	71	77
Outside the European Union	18	19	11	23	15
DK/NA	5	9	6	6	8

Social class (self placement) & Family income (annual)

	Rural*	Working	Lower-middle	Middle	Upper*	Up to 12.000€	12.000-20.000€	20.000-30.000€	30.000€ and above
Greece will have a better future within the European Union	46	52	75	85	75	61	77	83	84
Outside the European Union	42	36	18	10	23	29	16	12	11
DK/NA	13	12	7	5	3	10	7	5	5

THE BEST FUTURE FOR THE COUNTRY: WITHIN or OUTSIDE THE EUROPEAN UNION?

In your estimation, which path holds a better future for Greece?

Occupation

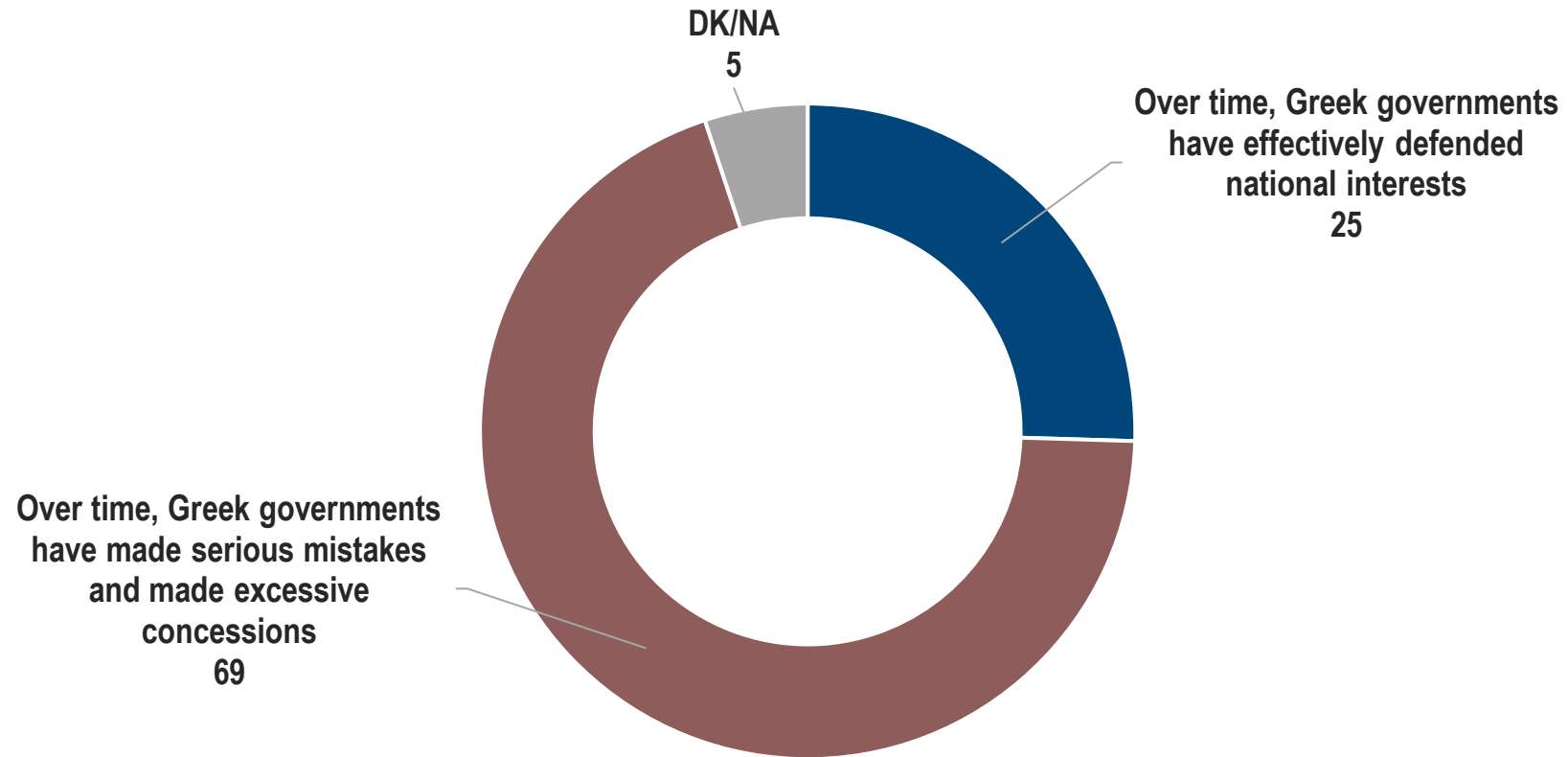
	Public servant	Private employee	Free lancer	Entrepreneur	Pensioner	Unemployed	Other
Greece will have a better future within the European Union	81	70	75	69	82	69	75
Outside the European Union	12	22	16	24	16	19	19
DK/NA	7	8	9	7	2	12	6

Party affiliation (vote in 2019 elections)

	ND	SYRIZA	KINAL	Smaller parties	Blank/invalid, didn't vote
Greece will have a better future within the European Union	91	72	95	45	67
Outside the European Union	6	18	3	44	25
DK/NA	3	10	3	10	8

PERCEPTION ON THE WAY THE GREEK GOVERNMENTS DEFEND THE NATIONAL INTERESTS

Which of the two views do you most agree with on the country's foreign policy?



PERCEPTION ON THE WAY THE GREEK GOVERNMENTS DEFEND THE NATIONAL INTERESTS

Which of the two views do you most agree with on the country's foreign policy?

Gender & Age

	Male	Female	17 - 34	35 - 44	45 - 54	55 - 64	65+
Over time, Greek governments have effectively defended national interests	28	23	25	19	21	28	34
Over time, Greek governments have made serious mistakes and made excessive concessions	67	71	69	76	75	67	62
DK/NA	5	5	6	5	5	5	4

Area (NUTS 1)

	Attica	Northern Greece	Aegean & Crete	Central Greece
Over time, Greek governments have effectively defended national interests	28	22	27	26
Over time, Greek governments have made serious mistakes and made excessive concessions	67	72	71	69
DK/NA	5	6	3	5

PERCEPTION ON THE WAY THE GREEK GOVERNMENTS DEFEND THE NATIONAL INTERESTS

Which of the two views do you most agree with on the country's foreign policy?

Education & Religiosity

	Up to secondary	Post-secondary	Master/Doctoral	Religion very + somewhat important	Religion a little + not important
Over time, Greek governments have effectively defended national interests	29	22	28	20	29
Over time, Greek governments have made serious mistakes and made excessive concessions	68	72	64	78	65
DK/NA	4	6	8	2	7

Social class (self placement) & Family income (annual)

	Rural*	Working	Lower-middle	Middle	Upper*	Up to 12.000€	12.000-20.000€	20.000-30.000€	30.000€ and above
Over time, Greek governments have effectively defended national interests	19	16	24	32	22	21	21	34	31
Over time, Greek governments have made serious mistakes and made excessive concessions	81	77	72	63	70	73	74	65	62
DK/NA	0	7	5	4	8	6	5	2	7

PERCEPTION ON THE WAY THE GREEK GOVERNMENTS DEFEND THE NATIONAL INTERESTS

Which of the two views do you most agree with on the country's foreign policy?

Occupation

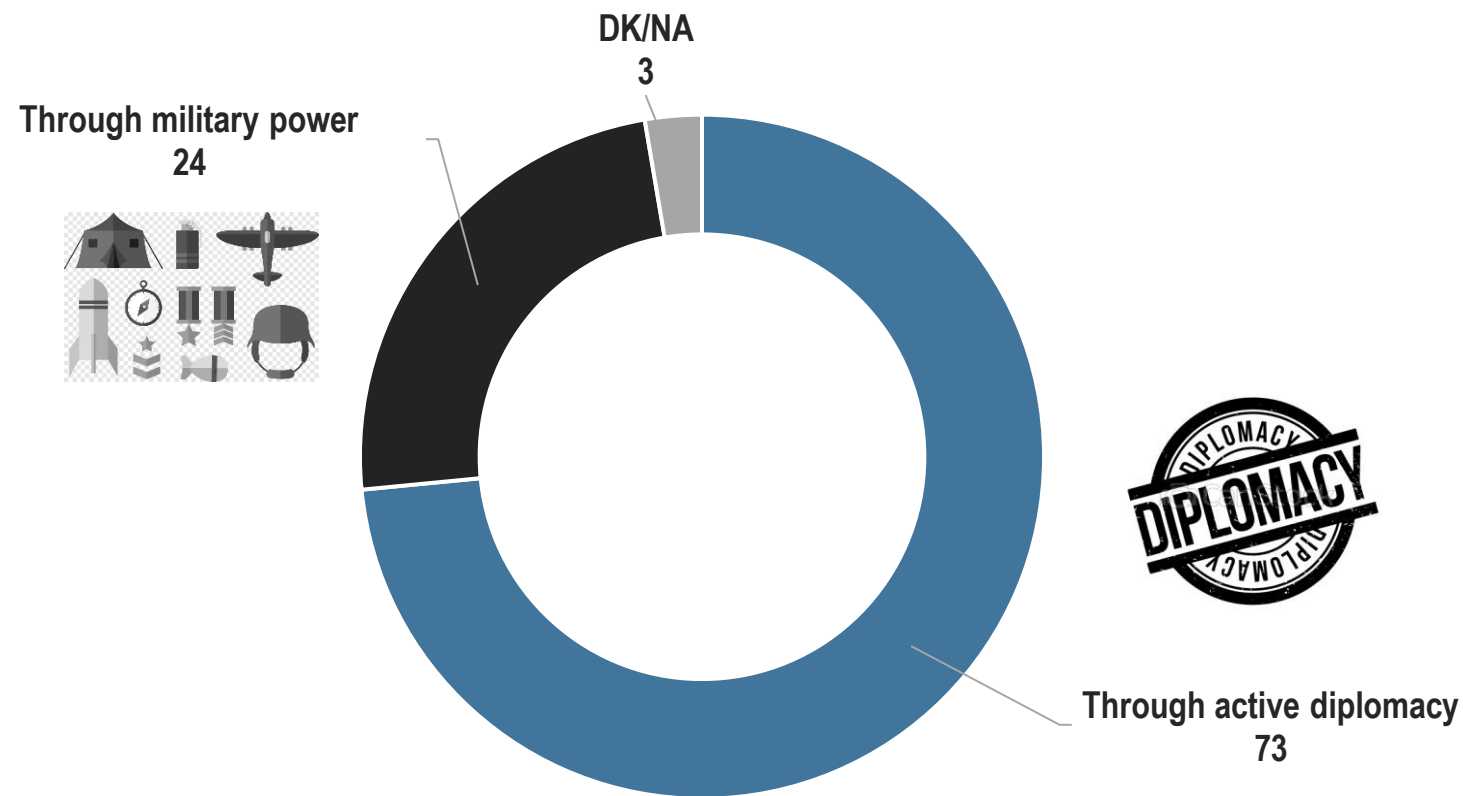
	Public servant	Private employee	Free lancer	Entrepreneur	Pensioner	Unemployed	Other
Over time, Greek governments have effectively defended national interests	24	22	27	17	31	19	31
Over time, Greek governments have made serious mistakes and made excessive concessions	71	73	66	80	65	72	65
DK/NA	4	5	7	3	4	9	4

Party affiliation (vote in 2019 elections)

	ND	SYRIZA	KINAL	Smaller parties	Blank/invalid, didn't vote
Over time, Greek governments have effectively defended national interests	37	21	43	9	20
Over time, Greek governments have made serious mistakes and made excessive concessions	60	73	54	85	72
DK/NA	3	6	4	6	8

THE MOST EFFECTIVE WAY TO ENSURE PEACE IN THE SOUTHEASTERN MEDITERRANEAN

In your opinion, how can peace be more effectively ensured in the Southeastern Mediterranean region?



THE MOST EFFECTIVE WAY TO ENSURE PEACE IN THE SOUTHEASTERN MEDITERRANEAN

In your opinion, how can peace be more effectively ensured in the Southeastern Mediterranean region?

Gender & Age

	Male	Female	17 - 34	35 - 44	45 - 54	55 - 64	65+
Through active diplomacy	69	78	69	71	72	75	81
Through military power	29	19	26	27	25	23	19
DK/NA	2	3	5	2	3	3	0

Area (NUTS 1)

	Attica	Northern Greece	Aegean & Crete	Central Greece
Through active diplomacy	73	74	68	75
Through military power	24	23	30	21
DK/NA	3	2	2	4

THE MOST EFFECTIVE WAY TO ENSURE PEACE IN THE SOUTHEASTERN MEDITERRANEAN

In your opinion, how can peace be more effectively ensured in the Southeastern Mediterranean region?

Education & Religiosity

	Up to secondary	Post-secondary	Master/Doctoral	Religion very + somewhat important	Religion a little + not important
Through active diplomacy	74	72	77	61	81
Through military power	24	24	18	36	17
DK/NA	1	4	5	3	3

Social class (self placement) & Family income (annual)

	Rural*	Working	Lower-middle	Middle	Upper*	Up to 12.000€	12.000-20.000€	20.000-30.000€	30.000€ and above
Through active diplomacy	39	66	77	75	70	71	75	80	72
Through military power	61	29	21	22	29	27	23	20	24
DK/NA	0	4	2	2	2	2	3	1	4

THE MOST EFFECTIVE WAY TO ENSURE PEACE IN THE SOUTHEASTERN MEDITERRANEAN

In your opinion, how can peace be more effectively ensured in the Southeastern Mediterranean region?

Occupation

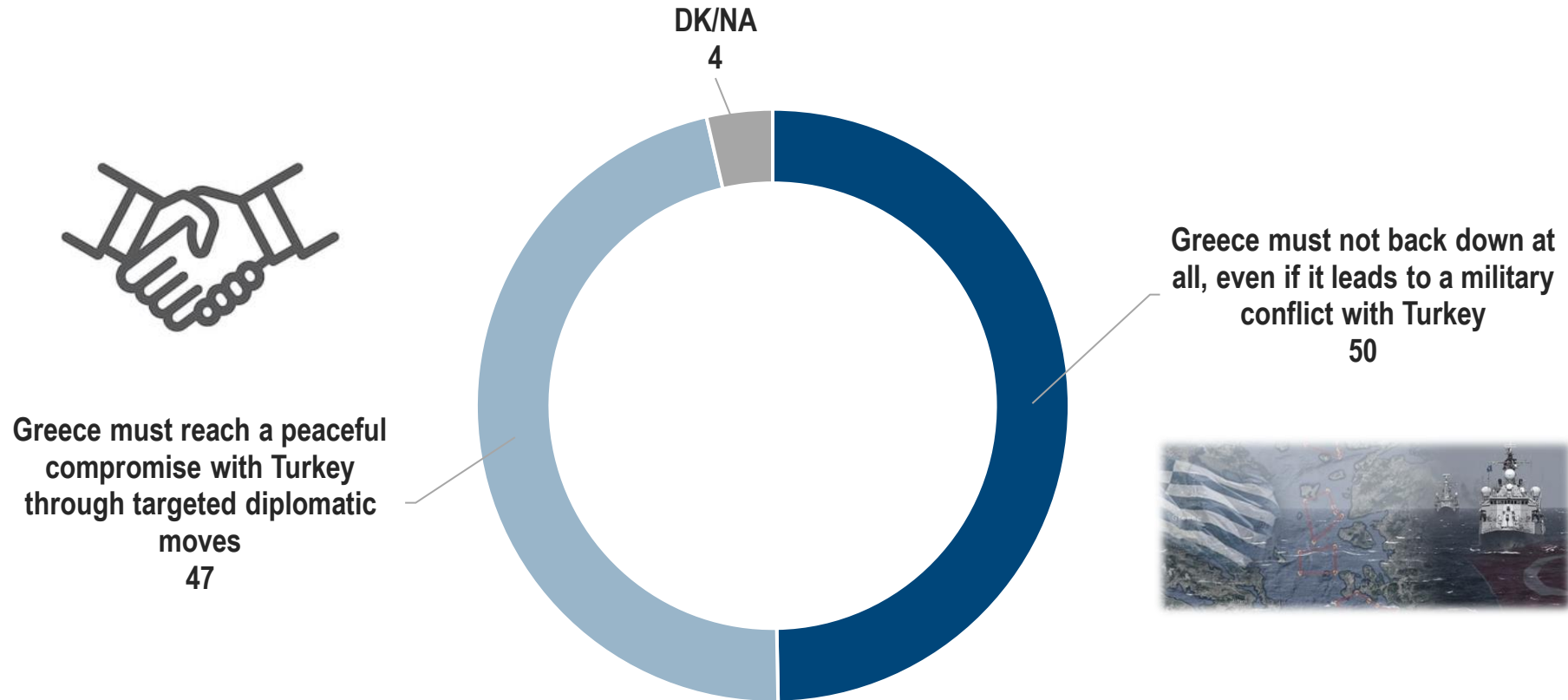
	Public servant	Private employee	Free lancer	Entrepreneur	Pensioner	Unemployed	Other
Through active diplomacy	75	70	79	46	79	73	72
Through military power	23	26	18	50	21	26	24
DK/NA	2	4	3	4	0	2	4

Party affiliation (vote in 2019 elections)

	ND	SYRIZA	KINAL	Smaller parties	Blank/invalid, didn't vote
Through active diplomacy	71	86	80	58	71
Through military power	27	12	19	37	28
DK/NA	2	2	1	5	1

HOW SHOULD GREECE APPROACH THE GAS CONFLICT WITH TURKEY ON THE AEGEAN SEA

On the issue of natural resources exploitation on the Aegean and the Southeastern Mediterranean, what stance do you think Greece should keep towards Turkey?



HOW SHOULD GREECE APPROACH THE GAS CONFLICT WITH TURKEY ON THE AEGEAN SEA

On the issue of natural resources exploitation on the Aegean and the Southeastern Mediterranean, what stance do you think Greece should keep towards Turkey?

Gender & Age

	Male	Female	17 - 34	35 - 44	45 - 54	55 - 64	65+
Greece must not back down at all, even if it leads to a military conflict with Turkey	55	44	57	53	50	52	38
Greece must reach a peaceful compromise with Turkey through targeted diplomatic moves	43	51	39	43	47	47	57
DK/NA	2	5	4	4	4	1	5

Area (NUTS 1)

	Attica	Northern Greece	Aegean & Crete	Central Greece
Greece must not back down at all, even if it leads to a military conflict with Turkey	50	46	61	49
Greece must reach a peaceful compromise with Turkey through targeted diplomatic moves	47	51	36	46
DK/NA	3	3	3	5

HOW SHOULD GREECE APPROACH THE GAS CONFLICT WITH TURKEY ON THE AEGEAN SEA

On the issue of natural resources exploitation on the Aegean and the Southeastern Mediterranean, what stance do you think Greece should keep towards Turkey?

Education & Religiosity

	Up to secondary	Post-secondary	Master/Doctoral	Religion very + somewhat important	Religion a little + not important
Greece must not back down at all, even if it leads to a military conflict with Turkey	48	53	41	65	41
Greece must reach a peaceful compromise with Turkey through targeted diplomatic moves	49	43	53	32	55
DK/NA	3	4	6	3	4

Social class (self placement) & Family income (annual)

	Rural*	Working	Lower-middle	Middle	Upper*	Up to 12.000€	12.000-20.000€	20.000-30.000€	30.000€ and above
Greece must not back down at all, even if it leads to a military conflict with Turkey	58	59	48	48	42	57	51	44	44
Greece must reach a peaceful compromise with Turkey through targeted diplomatic moves	42	35	49	48	54	40	44	53	54
DK/NA	0	6	3	4	4	3	5	3	3

HOW SHOULD GREECE APPROACH THE GAS CONFLICT WITH TURKEY ON THE AEGEAN SEA

On the issue of natural resources exploitation on the Aegean and the Southeastern Mediterranean, what stance do you think Greece should keep towards Turkey?

Occupation

	Public servant	Private employee	Free lancer	Entrepreneur	Pensioner	Unemployed	Other
Greece must not back down at all, even if it leads to a military conflict with Turkey	51	52	46	65	40	54	55
Greece must reach a peaceful compromise with Turkey through targeted diplomatic moves	46	44	51	31	55	44	42
DK/NA	4	4	2	4	5	2	3

Party affiliation (vote in 2019 elections)

	ND	SYRIZA	KINAL	Smaller parties	Blank/invalid, didn't vote
Greece must not back down at all, even if it leads to a military conflict with Turkey	52	44	46	52	57
Greece must reach a peaceful compromise with Turkey through targeted diplomatic moves	45	51	54	44	41
DK/NA	3	5	1	4	3

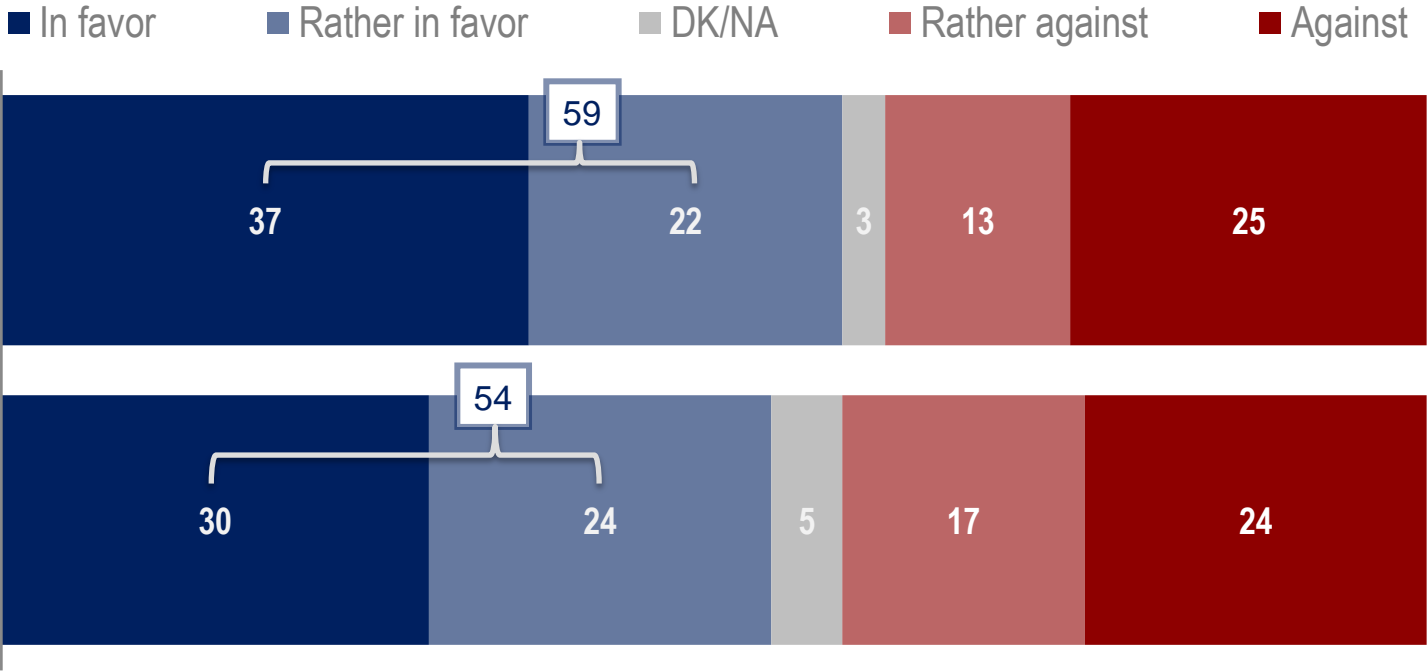
ATTITUDES ON THE ISSUE OF MILITARY SERVICE

Please tell me if you stand in favor or against on each of the following issues:

Increase of the military service from 9 to 12 months



Enlistment at the age of 18



ATTITUDES ON THE ISSUE OF MILITARY SERVICE

Please tell me if you stand in favor or against on each of the following issues:

Gender & Age

		Male	Female	17 - 34	35 - 44	45 - 54	55 - 64	65+
Increase of the military service from 9 to 12 months	In favor & Rather in favor	66	53	50	61	62	61	64
	Rather against & Against	32	43	48	38	33	35	33
Enlistment at the age of 18	In favor & Rather in favor	57	52	49	65	55	53	52
	Rather against & Against	39	41	45	33	38	40	43

Area (NUTS 1)

		Attica	Northern Greece	Aegean & Crete	Central Greece
Increase of the military service from 9 to 12 months	In favor & Rather in favor	60	57	64	59
	Rather against & Against	36	40	32	39
Enlistment at the age of 18	In favor & Rather in favor	54	54	60	53
	Rather against & Against	39	41	38	41

ATTITUDES ON THE ISSUE OF MILITARY SERVICE

Please tell me if you stand in favor or against on each of the following issues:

Education & Religiosity

		Up to secondary	Post-secondary	Master/Doctoral	Religion very + somewhat important	Religion a little + not important
Increase of the military service from 9 to 12 months	In favor & Rather in favor	62	58	53	79	48
	Rather against & Against	36	39	40	19	48
Enlistment at the age of 18	In favor & Rather in favor	55	55	49	71	45
	Rather against & Against	41	39	44	26	48

Social class (self placement) & Family income (annual)

		Rural*	Working	Lower- middle	Middle	Upper*	Up to 12.000€	12.000- 20.000€	20.000- 30.000€	30.000€ and above
Increase of the military service from 9 to 12 months	In favor & Rather in favor	73	47	57	65	73	56	59	62	61
	Rather against & Against	27	52	40	32	24	42	37	34	36
Enlistment at the age of 18	In favor & Rather in favor	65	53	51	57	69	58	54	52	55
	Rather against & Against	20	45	43	38	26	38	42	42	39

ATTITUDES ON THE ISSUE OF MILITARY SERVICE

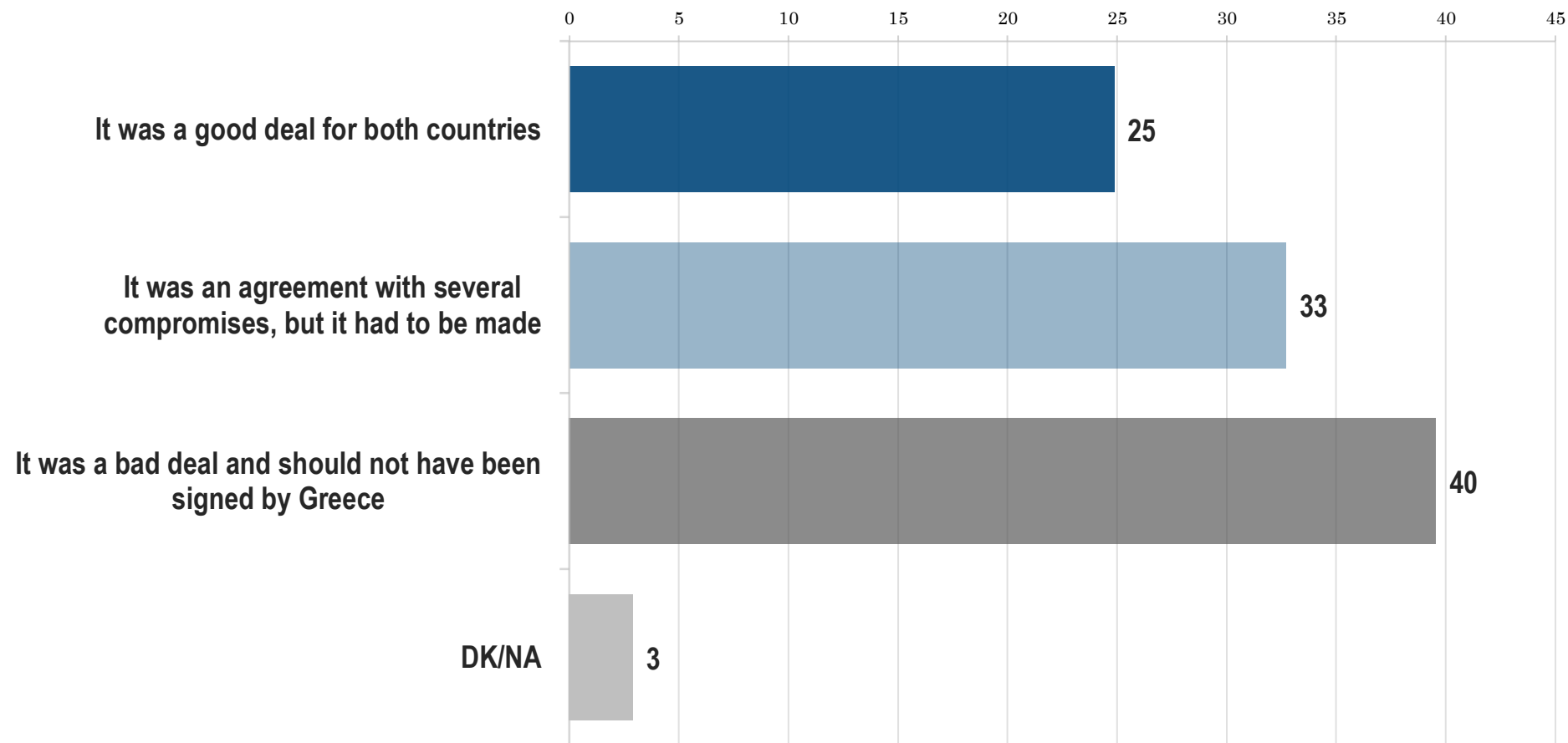
Please tell me if you stand in favor or against on each of the following issues:

Occupation		Public servant	Private employee	Free lancer	Entrepreneur	Pensioner	Unemployed	Other
Increase of the military service from 9 to 12 months	In favor & Rather in favor	57	57	58	78	67	54	53
	Rather against & Against	40	40	39	19	29	42	46
Enlistment at the age of 18	In favor & Rather in favor	54	56	48	71	58	56	47
	Rather against & Against	42	40	45	23	35	38	49

Party affiliation (vote in 2019 elections)		ND	SYRIZA	KINAL	Smaller parties	Blank/invalid, didn't vote
Increase of the military service from 9 to 12 months	In favor & Rather in favor	82	30	68	56	59
	Rather against & Against	16	67	32	39	34
Enlistment at the age of 18	In favor & Rather in favor	74	32	56	54	48
	Rather against & Against	22	63	41	39	45

OPINION ON THE PRESPA AGREEMENT

What is your opinion on the Prespa Agreement?



OPINION ON THE PRESPA AGREEMENT

What is your opinion on the Prespa Agreement?

Gender & Age

	Male	Female	17 - 34	35 - 44	45 - 54	55 - 64	65+
It was a good deal for both countries	25	24	29	25	20	28	23
It was an agreement with several compromises, but it had to be made	34	32	27	32	33	35	38
It was a bad deal and should not have been signed by Greece	39	40	40	43	44	33	37

Area (NUTS 1)

	Attica	Northern Greece	Aegean & Crete	Central Greece
It was a good deal for both countries	27	23	24	26
It was an agreement with several compromises, but it had to be made	36	31	31	32
It was a bad deal and should not have been signed by Greece	35	45	40	39

OPINION ON THE PRESPA AGREEMENT

What is your opinion on the Prespa Agreement?

Education & Religiosity

	Up to secondary	Post-secondary	Master/Doctoral	Religion very + somewhat important	Religion a little + not important
It was a good deal for both countries	22	27	31	8	34
It was an agreement with several compromises, but it had to be made	35	29	39	24	38
It was a bad deal and should not have been signed by Greece	40	41	29	65	25

Social class (self placement) & Family income (annual)

	Rural*	Working	Lower-middle	Middle	Upper*	Up to 12.000€	12.000-20.000€	20.000-30.000€	30.000€ and above
It was a good deal for both countries	11	37	28	18	25	26	30	23	20
It was an agreement with several compromises, but it had to be made	13	27	32	38	28	25	29	40	41
It was a bad deal and should not have been signed by Greece	75	31	39	41	45	45	38	34	36

OPINION ON THE PRESPA AGREEMENT

What is your opinion on the Prespa Agreement?

Occupation

	Public servant	Private employee	Free lancer	Entrepreneur	Pensioner	Unemployed	Other
It was a good deal for both countries	28	27	28	15	22	25	22
It was an agreement with several compromises, but it had to be made	36	31	36	34	34	26	30
It was a bad deal and should not have been signed by Greece	34	38	36	46	41	48	44

Party affiliation (vote in 2019 elections)

	ND	SYRIZA	KINAL	Smaller parties	Blank/invalid, didn't vote
It was a good deal for both countries	4	67	12	12	16
It was an agreement with several compromises, but it had to be made	32	25	52	38	37
It was a bad deal and should not have been signed by Greece	61	7	36	46	44

OCTOBER 2020

Nationwide Survey
Liberalism in Greece today



SECTION 3

Human rights and the State

WHAT SHOULD BE THE PRIORITY OF THE STATE

If you had to choose between the two, what do you think should be the priority of the state?



Ensuring the rights and freedoms of the citizen



Maintaining law and order



WHAT SHOULD BE THE PRIORITY OF THE STATE

If you had to choose between the two, what do you think should be the priority of the state?

Gender & Age							
	Male	Female	17 - 34	35 - 44	45 - 54	55 - 64	65+
Ensuring the rights and freedoms of the citizen	62	63	69	57	58	66	60
Maintaining law and order	37	36	29	41	40	34	39

Area (NUTS 1)					
		Attica	Northern Greece	Aegean & Crete	Central Greece
Ensuring the rights and freedoms of the citizen		63	61	63	63
Maintaining law and order		36	38	37	36

Education & Religiosity						
		Up to secondary	Post-secondary	Master/Doctoral	Religion very + somewhat important	Religion a little + not important
Ensuring the rights and freedoms of the citizen		59	65	70	42	74
Maintaining law and order		40	34	29	57	25

WHAT SHOULD BE THE PRIORITY OF THE STATE

If you had to choose between the two, what do you think should be the priority of the state?

Social class (self placement) & Family income (annual)

	Rural*	Working	Lower-middle	Middle	Upper*	Up to 12.000€	12.000-20.000€	20.000-30.000€	30.000€ and above
Ensuring the rights and freedoms of the citizen	50	77	63	59	44	64	64	62	59
Maintaining law and order	30	23	36	40	54	35	36	37	39

Occupation

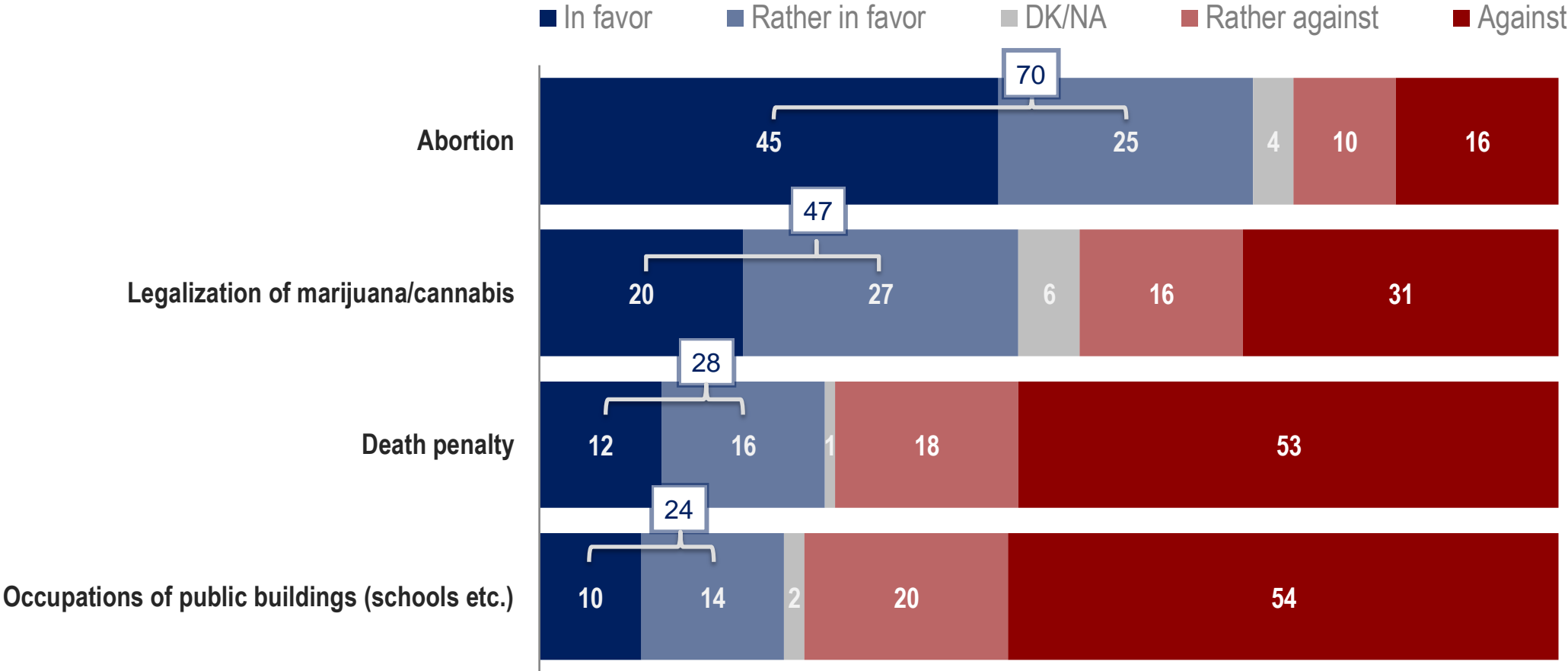
	Public servant	Private employee	Free lancer	Entrepreneur	Pensioner	Unemployed	Other
Ensuring the rights and freedoms of the citizen	64	66	67	38	58	68	57
Maintaining law and order	35	34	33	56	41	30	40

Party affiliation (vote in 2019 elections)

	ND	SYRIZA	KINAL	Smaller parties	Blank/invalid, didn't vote
Ensuring the rights and freedoms of the citizen	39	89	66	63	68
Maintaining law and order	60	11	32	35	31

STANCE ON DIVISIVE ISSUES: ABORTION, CANNABIS, DEATH PENALTY, OCCUPATIONS OF BUILDINGS

Please tell me if you stand in favor or against on each of the following issues:



STANCE ON DIVISIVE ISSUES: ABORTION, CANNABIS, DEATH PENALTY, OCCUPATIONS OF BUILDINGS

Please tell me if you stand in favor or against on each of the following issues:

Gender & Age

		Male	Female	17 - 34	35 - 44	45 - 54	55 - 64	65+
Abortion	In favor & Rather in favor	70	70	62	69	66	82	73
	Rather against & Against	27	26	35	26	30	17	22
Legalization of marijuana/cannabis	In favor & Rather in favor	50	45	57	45	48	45	41
	Rather against & Against	46	48	38	50	47	51	51
Death penalty	In favor & Rather in favor	27	28	21	34	34	24	25
	Rather against & Against	72	70	76	64	65	75	73
Occupations of public buildings (schools etc.)	In favor & Rather in favor	23	24	34	25	25	19	15
	Rather against & Against	74	74	64	74	71	79	84

Area (NUTS 1)

		Attica	Northern Greece	Aegean & Crete	Central Greece
Abortion	In favor & Rather in favor	72	67	70	71
	Rather against & Against	24	30	26	25
Legalization of marijuana/cannabis	In favor & Rather in favor	52	46	43	45
	Rather against & Against	43	48	54	49
Death penalty	In favor & Rather in favor	28	27	33	25
	Rather against & Against	71	70	66	73
Occupations of public buildings (schools etc.)	In favor & Rather in favor	23	25	26	22
	Rather against & Against	75	74	71	75

STANCE ON DIVISIVE ISSUES: ABORTION, CANNABIS, DEATH PENALTY, OCCUPATIONS OF BUILDINGS

Please tell me if you stand in favor or against on each of the following issues:

Education & Religiosity

		Up to secondary	Post-secondary	Master/Doctoral	Religion very + somewhat important	Religion a little + not important
Abortion	In favor & Rather in favor	68	72	73	44	85
	Rather against & Against	29	24	24	52	12
Legalization of marijuana/cannabis	In favor & Rather in favor	45	47	60	26	60
	Rather against & Against	50	46	39	70	34
Death penalty	In favor & Rather in favor	30	27	14	43	19
	Rather against & Against	68	72	86	55	80
Occupations of public buildings (schools etc.)	In favor & Rather in favor	21	26	26	11	31
	Rather against & Against	77	71	72	87	67

Social class (self placement) & Family income (annual)

		Rural*	Working	Lower-middle	Middle	Upper*	Up to 12.000€	12.000-20.000€	20.000-30.000€	30.000€ and above
Abortion	In favor & Rather in favor	19	64	72	72	75	62	72	75	77
	Rather against & Against	81	31	25	24	25	34	23	21	21
Legalization of marijuana/cannabis	In favor & Rather in favor	37	56	49	44	39	46	48	49	47
	Rather against & Against	63	41	44	50	61	49	47	47	47
Death penalty	In favor & Rather in favor	51	23	26	28	32	30	25	26	28
	Rather against & Against	36	75	72	71	63	68	73	74	71
Occupations of public buildings (schools etc.)	In favor & Rather in favor	22	57	25	12	14	33	25	17	16
	Rather against & Against	78	42	72	87	84	64	73	83	82

STANCE ON DIVISIVE ISSUES: ABORTION, CANNABIS, DEATH PENALTY, OCCUPATIONS OF BUILDINGS

Please tell me if you stand in favor or against on each of the following issues:

Occupation

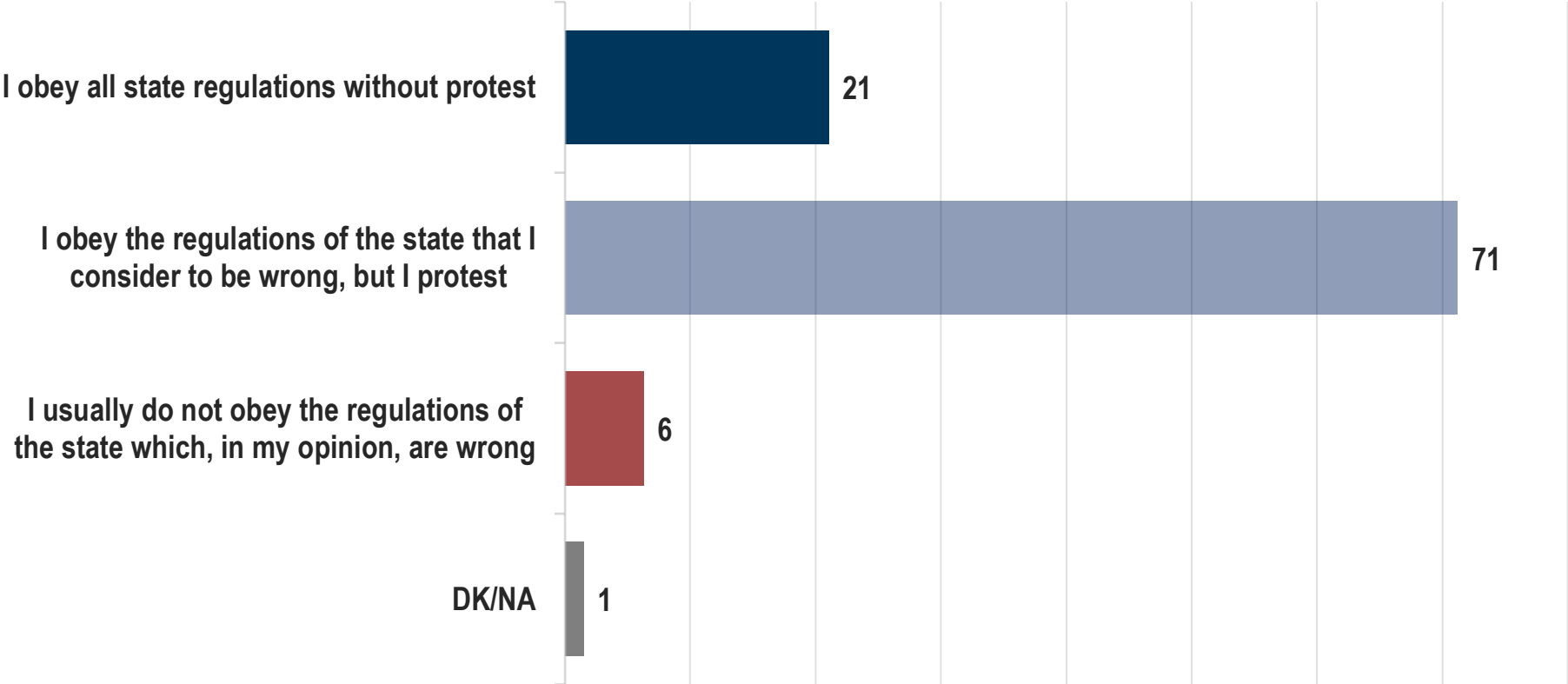
		Public servant	Private employee	Free lancer	Entrepreneur	Pensioner	Unemployed	Other
Abortion	In favor & Rather in favor	67	71	77	66	75	62	60
	Rather against & Against	33	25	21	28	20	32	37
Legalization of marijuana/cannabis	In favor & Rather in favor	46	50	53	40	39	48	51
	Rather against & Against	48	46	42	54	54	45	44
Death penalty	In favor & Rather in favor	22	30	23	42	26	31	27
	Rather against & Against	77	69	74	56	72	68	70
Occupations of public buildings (schools etc.)	In favor & Rather in favor	22	29	25	7	13	38	27
	Rather against & Against	76	68	72	90	87	61	71

Party affiliation (vote in 2019 elections)

		ND	SYRIZA	KINAL	Smaller parties	Blank/invalid, didn't vote
Abortion	In favor & Rather in favor	68	81	77	60	63
	Rather against & Against	29	16	21	35	33
Legalization of marijuana/cannabis	In favor & Rather in favor	32	69	46	45	50
	Rather against & Against	63	25	51	47	42
Death penalty	In favor & Rather in favor	35	14	18	40	24
	Rather against & Against	64	84	82	58	76
Occupations of public buildings (schools etc.)	In favor & Rather in favor	3	60	17	34	28
	Rather against & Against	96	42	87	69	76

BEHAVIOR REGARDING STATE LAWS AND RULES

What is your position with regard to obeying the laws and rules of the state?



BEHAVIOR REGARDING STATE LAWS AND RULES

What is your position with regard to obeying the laws and rules of the state?

Gender & Age

	Male	Female	17 - 34	35 - 44	45 - 54	55 - 64	65+
I obey all state regulations without protest	19	23	20	23	22	18	21
I obey the regulations of the state that I consider to be wrong, but I protest	74	69	68	74	68	77	71
I usually do not obey the regulations of the state which, in my opinion, are wrong	6	6	9	2	7	5	7

Area (NUTS 1)

	Attica	Northern Greece	Aegean & Crete	Central Greece
I obey all state regulations without protest	19	24	19	21
I obey the regulations of the state that I consider to be wrong, but I protest	75	68	76	69
I usually do not obey the regulations of the state which, in my opinion, are wrong	5	7	5	8

BEHAVIOR REGARDING STATE LAWS AND RULES

What is your position with regard to obeying the laws and rules of the state?

Education & Religiosity

	Up to secondary	Post-secondary	Master/Doctoral	Religion very + somewhat important	Religion a little + not important
I obey all state regulations without protest	20	23	17	26	18
I obey the regulations of the state that I consider to be wrong, but I protest	72	69	77	64	75
I usually do not obey the regulations of the state which, in my opinion, are wrong	7	6	3	9	5

Social class (self placement) & Family income (annual)

	Rural*	Working	Lower-middle	Middle	Upper*	Up to 12.000€	12.000-20.000€	20.000-30.000€	30.000€ and above
I obey all state regulations without protest	7	12	18	30	19	17	24	22	24
I obey the regulations of the state that I consider to be wrong, but I protest	55	73	76	66	73	72	69	76	69
I usually do not obey the regulations of the state which, in my opinion, are wrong	37	12	5	4	8	10	5	1	5

BEHAVIOR REGARDING STATE LAWS AND RULES

What is your position with regard to obeying the laws and rules of the state?

Occupation

	Public servant	Private employee	Free lancer	Entrepreneur	Pensioner	Unemployed	Other
I obey all state regulations without protest	23	22	19	13	23	15	23
I obey the regulations of the state that I consider to be wrong, but I protest	73	72	73	73	72	74	63
I usually do not obey the regulations of the state which, in my opinion, are wrong	3	3	8	11	4	9	14

Party affiliation (vote in 2019 elections)

	ND	SYRIZA	KINAL	Smaller parties	Blank/invalid, didn't vote
I obey all state regulations without protest	37	7	25	10	21
I obey the regulations of the state that I consider to be wrong, but I protest	59	86	73	72	68
I usually do not obey the regulations of the state which, in my opinion, are wrong	2	6	3	16	9

STANCE ON STATE RULES REGARDING PUBLIC HEALTH

Please tell me if you stand in favor or against on each of the following issues:



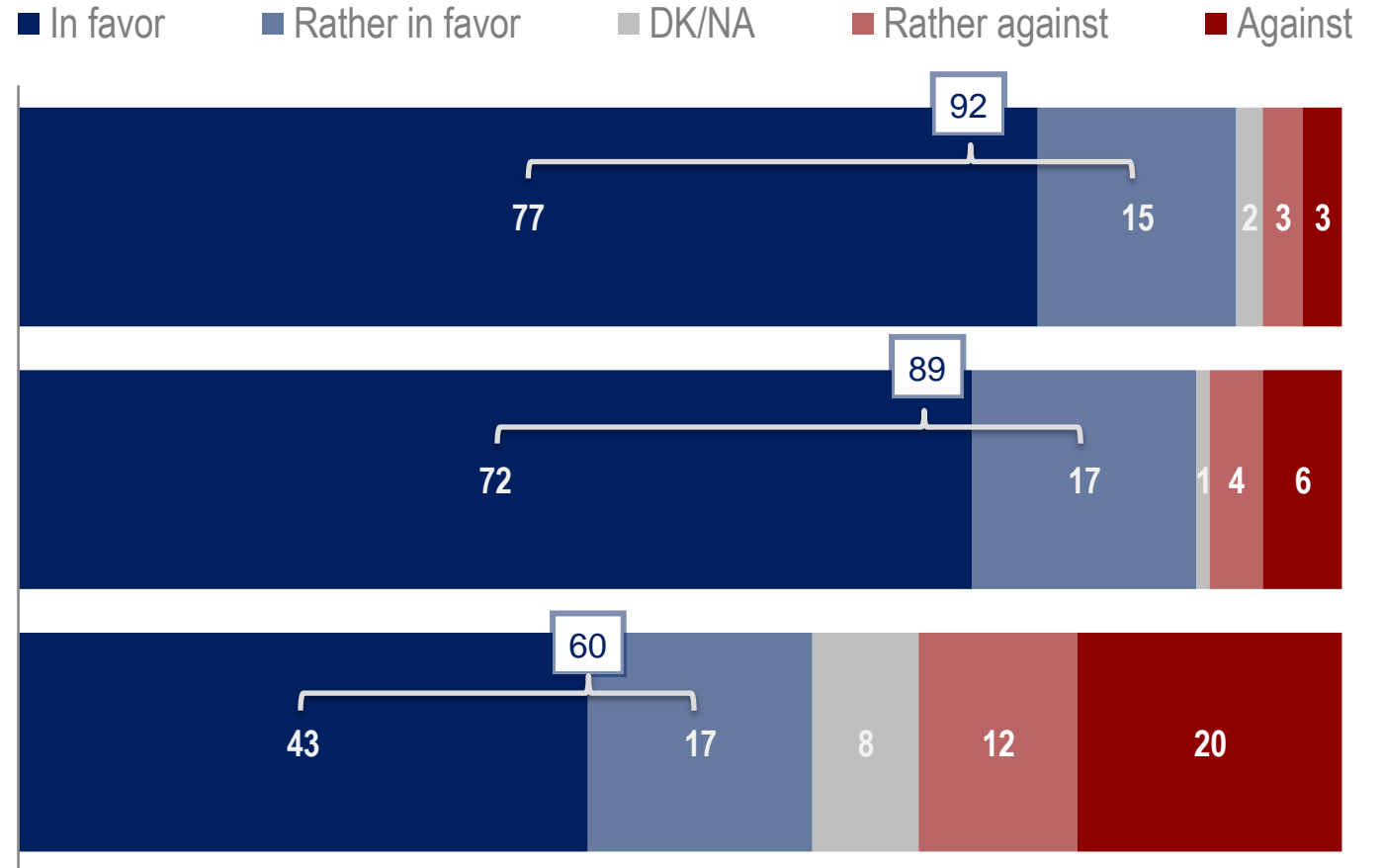
Vaccination of children



STOP
COVID-19

Using a mask to prevent the spread of the coronavirus

Coronavirus vaccination(when it becomes available)



STANCE ON STATE RULES REGARDING PUBLIC HEALTH

Please tell me if you stand in favor or against on each of the following issues:

Gender & Age

		Male	Female	17 - 34	35 - 44	45 - 54	55 - 64	65+
Vaccination of children	In favor & Rather in favor	93	91	88	93	93	94	94
	Rather against & Against	5	6	6	6	6	4	5
Using a mask to prevent the spread of the coronavirus	In favor & Rather in favor	88	88	84	85	87	92	94
	Rather against & Against	11	9	13	15	11	8	5
Coronavirus vaccination(when it becomes available)	In favor & Rather in favor	64	57	54	57	58	62	70
	Rather against & Against	19	24	24	24	26	20	15

Area (NUTS 1)

		Attica	Northern Greece	Aegean & Crete	Central Greece
Vaccination of children	In favor & Rather in favor	94	91	90	93
	Rather against & Against	6	4	9	6
Using a mask to prevent the spread of the coronavirus	In favor & Rather in favor	90	86	90	88
	Rather against & Against	9	11	10	11
Coronavirus vaccination(when it becomes available)	In favor & Rather in favor	60	61	62	60
	Rather against & Against	22	20	21	23

STANCE ON STATE RULES REGARDING PUBLIC HEALTH

Please tell me if you stand in favor or against on each of the following issues:

Education & Religiosity

		Up to secondary	Post-secondary	Master/Doctoral	Religion very + somewhat important	Religion a little + not important
Vaccination of children	In favor & Rather in favor	91	93	98	87	95
	Rather against & Against	7	6	2	10	3
Using a mask to prevent the spread of the coronavirus	In favor & Rather in favor	89	87	90	80	93
	Rather against & Against	9	12	9	18	6
Coronavirus vaccination(when it becomes available)	In favor & Rather in favor	61	59	63	50	67
	Rather against & Against	20	23	19	32	16

Social class (self placement) & Family income (annual)

		Rural*	Working	Lower- middle	Middle	Upper*	Up to 12.000€	12.000- 20.000€	20.000- 30.000€	30.000€ and above
Vaccination of children	In favor & Rather in favor	60	85	94	94	98	88	93	96	96
	Rather against & Against	12	13	5	4	2	10	5	3	2
Using a mask to prevent the spread of the coronavirus	In favor & Rather in favor	57	81	89	91	96	83	89	94	91
	Rather against & Against	31	18	9	8	4	16	9	6	9
Coronavirus vaccination(when it becomes available)	In favor & Rather in favor	41	49	60	66	75	53	61	66	68
	Rather against & Against	17	33	21	18	9	29	21	17	16

STANCE ON STATE RULES REGARDING PUBLIC HEALTH


Please tell me if you stand in favor or against on each of the following issues:

Occupation		Public servant	Private employee	Free lancer	Entrepreneur	Pensioner	Unemployed	Other
Vaccination of children	In favor & Rather in favor	96	92	94	91	93	90	87
	Rather against & Against	3	7	3	7	6	7	8
Using a mask to prevent the spread of the coronavirus	In favor & Rather in favor	89	87	89	87	92	84	88
	Rather against & Against	11	11	11	12	7	14	9
Coronavirus vaccination(when it becomes available)	In favor & Rather in favor	61	57	62	47	70	51	59
	Rather against & Against	22	24	22	30	14	27	19

Party affiliation (vote in 2019 elections)		ND	SYRIZA	KINAL	Smaller parties	Blank/invalid, didn't vote
Vaccination of children	In favor & Rather in favor	97	93	96	85	88
	Rather against & Against	3	5	3	12	9
Using a mask to prevent the spread of the coronavirus	In favor & Rather in favor	94	90	96	74	85
	Rather against & Against	5	9	4	23	14
Coronavirus vaccination(when it becomes available)	In favor & Rather in favor	71	58	73	44	54
	Rather against & Against	14	24	12	33	28

VIEWS ON THE PROSPECT OF RESTRICTING HUMAN RIGHTS DURING PERIODS OF CRISIS

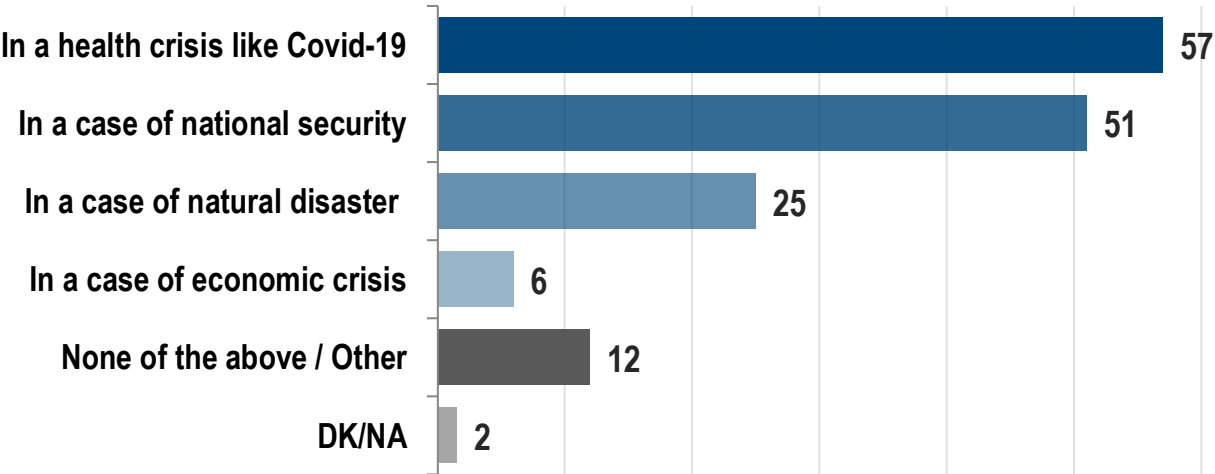
In your view, should a government be able to restrict human rights in crisis situations?



THOSE ANSWERED “YES” or “YES, PROBABLY”: 32%

In which of the following crises would you agree to restrict human rights for the greater good?;

UP TO 2 ANSWERS



VIEWS ON THE PROSPECT OF RESTRICTING HUMAN RIGHTS DURING PERIODS OF CRISIS

In your view, should a government be able to restrict human rights in crisis situations?

Gender & Age

	Male	Female	17 - 34	35 - 44	45 - 54	55 - 64	65+
Yes	10	9	7	10	10	7	11
Yes, probably	24	23	16	22	24	25	31
Probably not	25	24	25	28	24	24	21
No	39	42	47	40	38	43	35

Area (NUTS 1)

	Attica	Northern Greece	Aegean & Crete	Central Greece
Yes	10	7	10	10
Yes, probably	22	26	25	21
Probably not	26	25	20	24
No	41	37	42	43

VIEWS ON THE PROSPECT OF RESTRICTING HUMAN RIGHTS DURING PERIODS OF CRISIS

In your view, should a government be able to restrict human rights in crisis situations?

Education & Religiosity

	Up to secondary	Post-secondary	Master/Doctoral	Religion very + somewhat important	Religion a little + not important
Yes	10	8	7	13	7
Yes, probably	25	22	21	28	21
Probably not	25	23	30	25	24
No	38	44	39	32	46

Social class (self placement) & Family income (annual)

	Rural*	Working	Lower-middle	Middle	Upper*	Up to 12.000€	12.000-20.000€	20.000-30.000€	30.000€ and above
Yes	4	3	8	13	10	8	7	12	9
Yes, probably	30	17	21	28	38	22	23	26	25
Probably not	21	14	30	22	18	21	27	26	24
No	45	64	38	36	34	46	40	35	39

VIEWS ON THE PROSPECT OF RESTRICTING HUMAN RIGHTS DURING PERIODS OF CRISIS

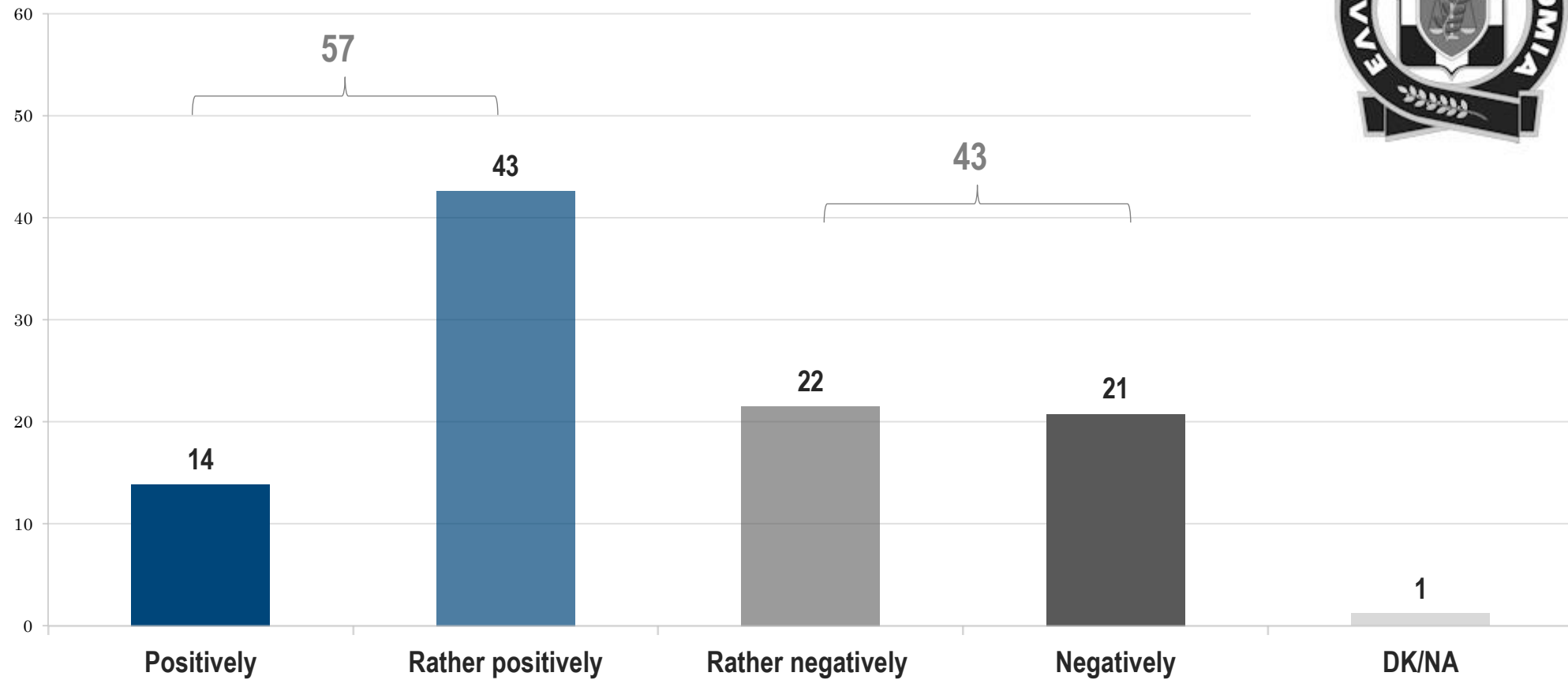
In your view, should a government be able to restrict human rights in crisis situations?

Occupation	Public servant	Private employee	Free lancer	Entrepreneur	Pensioner	Unemployed	Other
Yes	7	7	8	17	12	7	11
Yes, probably	21	24	25	15	32	15	19
Probably not	26	21	25	39	22	29	23
No	43	46	41	25	32	47	39

Party affiliation (vote in 2019 elections)	ND	SYRIZA	KINAL	Smaller parties	Blank/invalid, didn't vote
Yes	16	3	5	9	2
Yes, probably	40	7	29	17	20
Probably not	25	23	34	22	27
No	16	66	32	50	50

EVALUATION OF THE GREEK POLICE

In general, how do you evaluate the operation of the Police in Greece today?



EVALUATION OF THE GREEK POLICE

In general, how do you evaluate the operation of the Police in Greece today?

Gender & Age

	Male	Female	17 - 34	35 - 44	45 - 54	55 - 64	65+
Positively	13	14	12	15	12	12	18
Rather positively	47	39	33	41	46	51	45
Rather negatively	20	23	22	22	22	18	22
Negatively	20	22	30	21	20	17	15

Area (NUTS 1)

	Attica	Northern Greece	Aegean & Crete	Central Greece
Positively	15	13	18	13
Rather positively	40	47	42	41
Rather negatively	22	21	20	22
Negatively	22	18	18	23

EVALUATION OF THE GREEK POLICE

In general, how do you evaluate the operation of the Police in Greece today?

Education & Religiosity

	Up to secondary	Post-secondary	Master/Doctoral	Religion very + somewhat important	Religion a little + not important
Positively	16	12	10	22	9
Rather positively	44	42	37	53	37
Rather negatively	23	20	22	16	25
Negatively	16	24	28	8	28

Social class (self placement) & Family income (annual)

	Rural*	Working	Lower-middle	Middle	Upper*	Up to 12.000€	12.000-20.000€	20.000-30.000€	30.000€ and above
Positively	27	5	12	18	26	11	14	15	17
Rather positively	28	28	43	48	35	37	40	51	46
Rather negatively	16	26	20	22	21	22	23	19	21
Negatively	30	41	23	11	18	28	22	15	15

EVALUATION OF THE GREEK POLICE

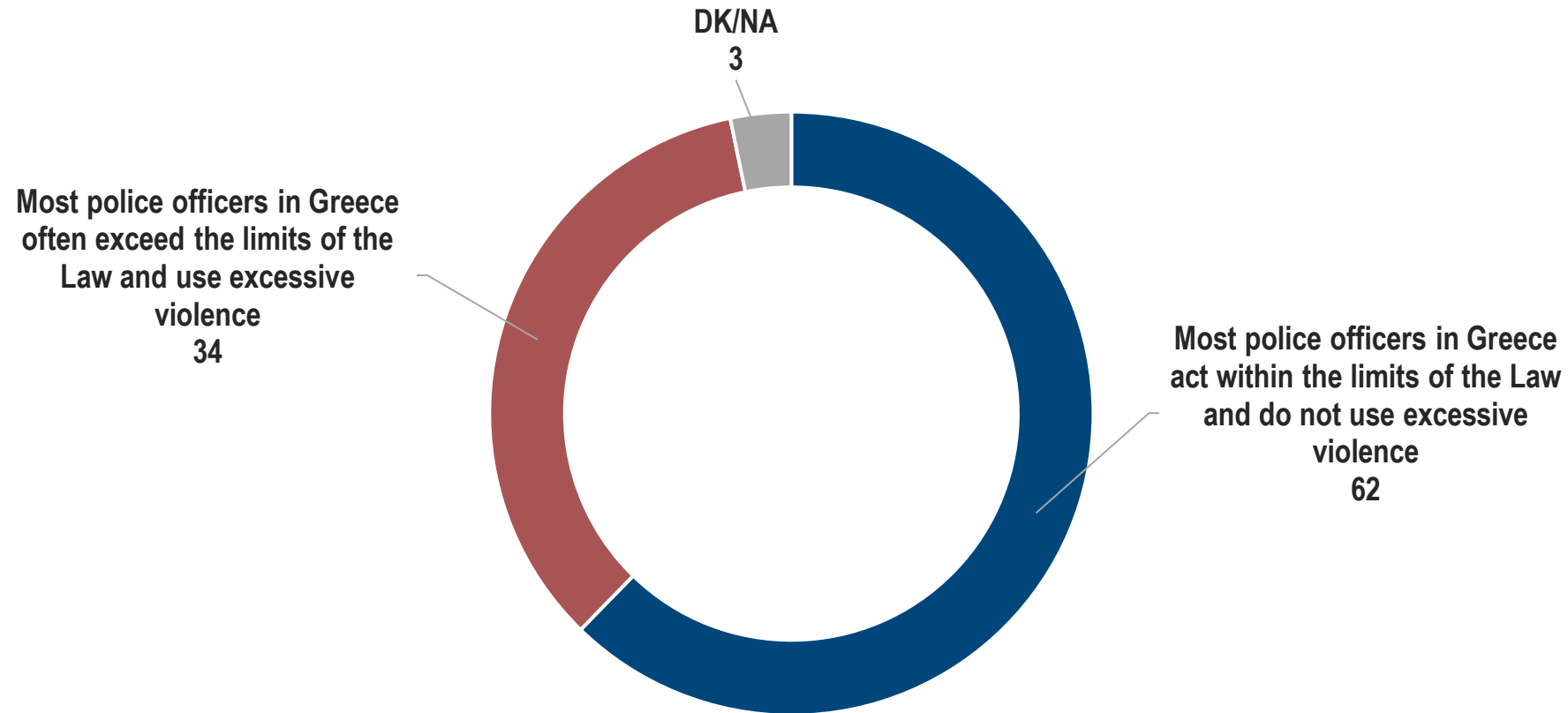
In general, how do you evaluate the operation of the Police in Greece today?

Occupation	Public servant	Private employee	Free lancer	Entrepreneur	Pensioner	Unemployed	Other
Positively	18	10	10	10	21	9	17
Rather positively	41	40	42	60	47	40	40
Rather negatively	23	25	18	21	19	22	21
Negatively	17	24	30	6	12	26	21

Party affiliation (vote in 2019 elections)	ND	SYRIZA	KINAL	Smaller parties	Blank/invalid, didn't vote
Positively	26	5	11	8	9
Rather positively	60	21	59	37	43
Rather negatively	11	29	22	27	31
Negatively	3	44	8	28	14

OPINION ON POLICE BRUTALITY

Which of the following statements you agree with the most regarding the behavior of the Police in Greece?



OPINION ON POLICE BRUTALITY

Which of the following statements you agree with the most regarding the behavior of the Police in Greece?

Gender & Age

	Male	Female	17 - 34	35 - 44	45 - 54	55 - 64	65+
Most police officers in Greece act within the limits of the Law and do not use excessive violence	66	58	51	61	64	67	70
Most police officers in Greece often exceed the limits of the Law and use excessive violence	31	38	46	35	33	29	28
DK/NA	3	4	3	4	3	4	2

Area (NUTS 1)

	Attica	Northern Greece	Aegean & Crete	Central Greece
Most police officers in Greece act within the limits of the Law and do not use excessive violence	62	66	64	58
Most police officers in Greece often exceed the limits of the Law and use excessive violence	34	32	32	39
DK/NA	4	3	4	3

OPINION ON POLICE BRUTALITY

Which of the following statements you agree with the most regarding the behavior of the Police in Greece?

Education & Religiosity

	Up to secondary	Post-secondary	Master/Doctoral	Religion very + somewhat important	Religion a little + not important
Most police officers in Greece act within the limits of the Law and do not use excessive violence	65	61	55	78	53
Most police officers in Greece often exceed the limits of the Law and use excessive violence	33	35	40	19	43
DK/NA	2	4	4	3	3

Social class (self placement) & Family income (annual)

	Rural*	Working	Lower-middle	Middle	Upper*	Up to 12.000€	12.000-20.000€	20.000-30.000€	30.000€ and above
Most police officers in Greece act within the limits of the Law and do not use excessive violence	43	41	61	73	70	55	59	71	70
Most police officers in Greece often exceed the limits of the Law and use excessive violence	57	56	36	24	30	42	37	27	26
DK/NA	0	3	3	3	0	3	3	2	3

OPINION ON POLICE BRUTALITY

Which of the following statements you agree with the most regarding the behavior of the Police in Greece?

Occupation

	Public servant	Private employee	Free lancer	Entrepreneur	Pensioner	Unemployed	Other
Most police officers in Greece act within the limits of the Law and do not use excessive violence	63	59	60	75	73	55	54
Most police officers in Greece often exceed the limits of the Law and use excessive violence	34	37	36	21	24	42	45
DK/NA	3	4	4	4	3	4	1

Party affiliation (vote in 2019 elections)

	ND	SYRIZA	KINAL	Smaller parties	Blank/invalid, didn't vote
Most police officers in Greece act within the limits of the Law and do not use excessive violence	91	32	68	57	58
Most police officers in Greece often exceed the limits of the Law and use excessive violence	8	65	29	40	36
DK/NA	2	3	4	3	6



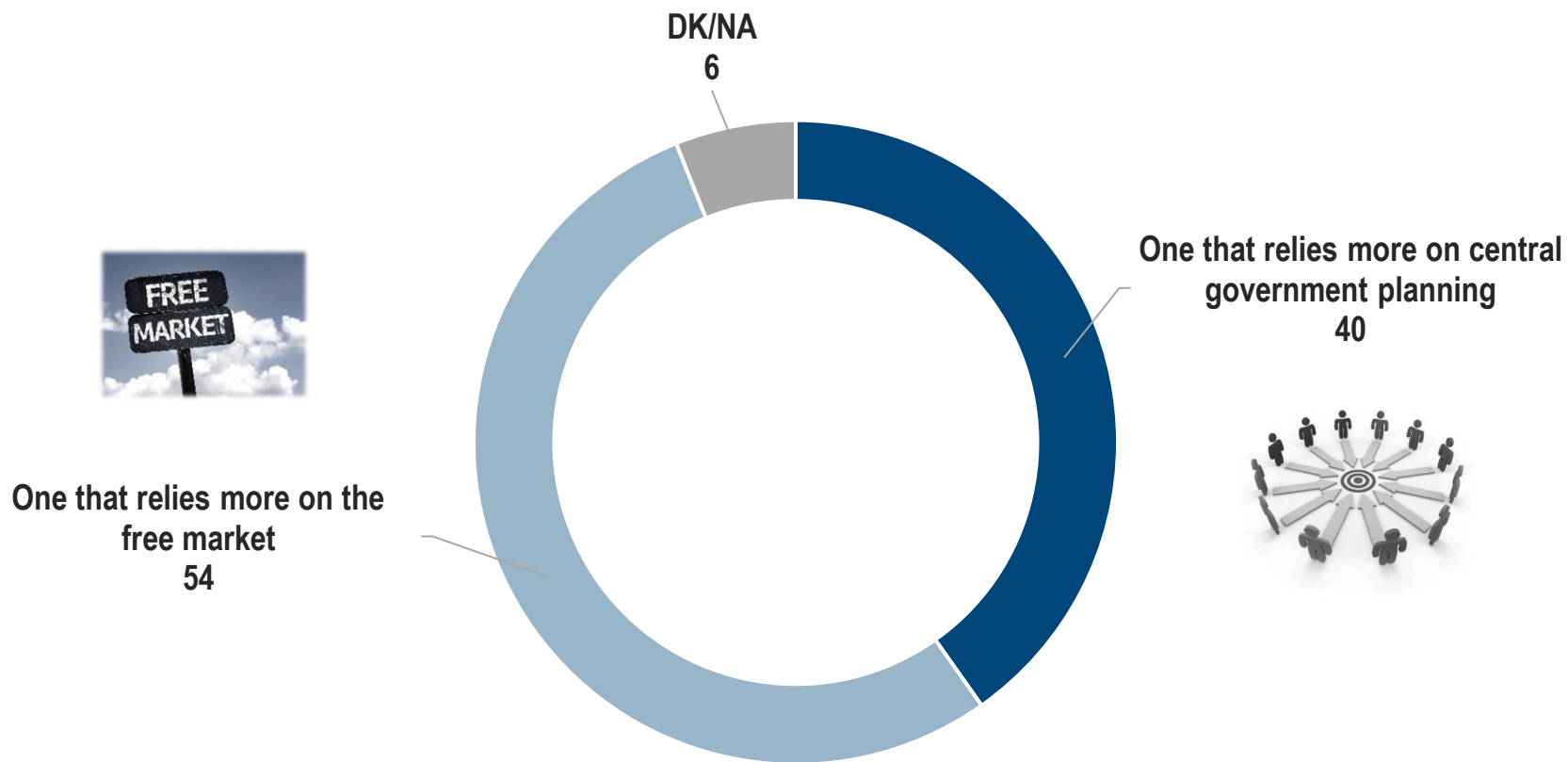
OCTOBER 2020
Nationwide Survey
Liberalism in Greece today

SECTION 4

The State and the Market

PREFERENCE ON ECONOMIC SYSTEMS

Which economic system is best for you?



PREFERENCE ON ECONOMIC SYSTEMS

Which economic system is best for you?

Gender & Age

	Male	Female	17 - 34	35 - 44	45 - 54	55 - 64	65+
One that relies more on central government planning	40	40	45	42	41	42	32
One that relies more on the free market	55	52	46	52	54	52	63
DK/NA	5	8	9	6	5	6	4

Area (NUTS 1)

	Attica	Northern Greece	Aegean & Crete	Central Greece
One that relies more on central government planning	37	39	42	44
One that relies more on the free market	58	52	57	50
DK/NA	5	9	1	6

PREFERENCE ON ECONOMIC SYSTEMS

Which economic system is best for you?

Education & Religiosity

	Up to secondary	Post-secondary	Master/Doctoral	Religion very + somewhat important	Religion a little + not important
One that relies more on central government planning	38	41	47	28	47
One that relies more on the free market	57	52	46	65	47
DK/NA	5	7	7	7	6

Social class (self placement) & Family income (annual)

	Rural*	Working	Lower-middle	Middle	Upper*	Up to 12.000€	12.000-20.000€	20.000-30.000€	30.000€ and above
One that relies more on central government planning	48	64	45	26	32	49	40	35	33
One that relies more on the free market	32	31	48	69	68	45	53	61	61
DK/NA	20	6	7	4	0	6	7	5	7

PREFERENCE ON ECONOMIC SYSTEMS

Which economic system is best for you?

Occupation

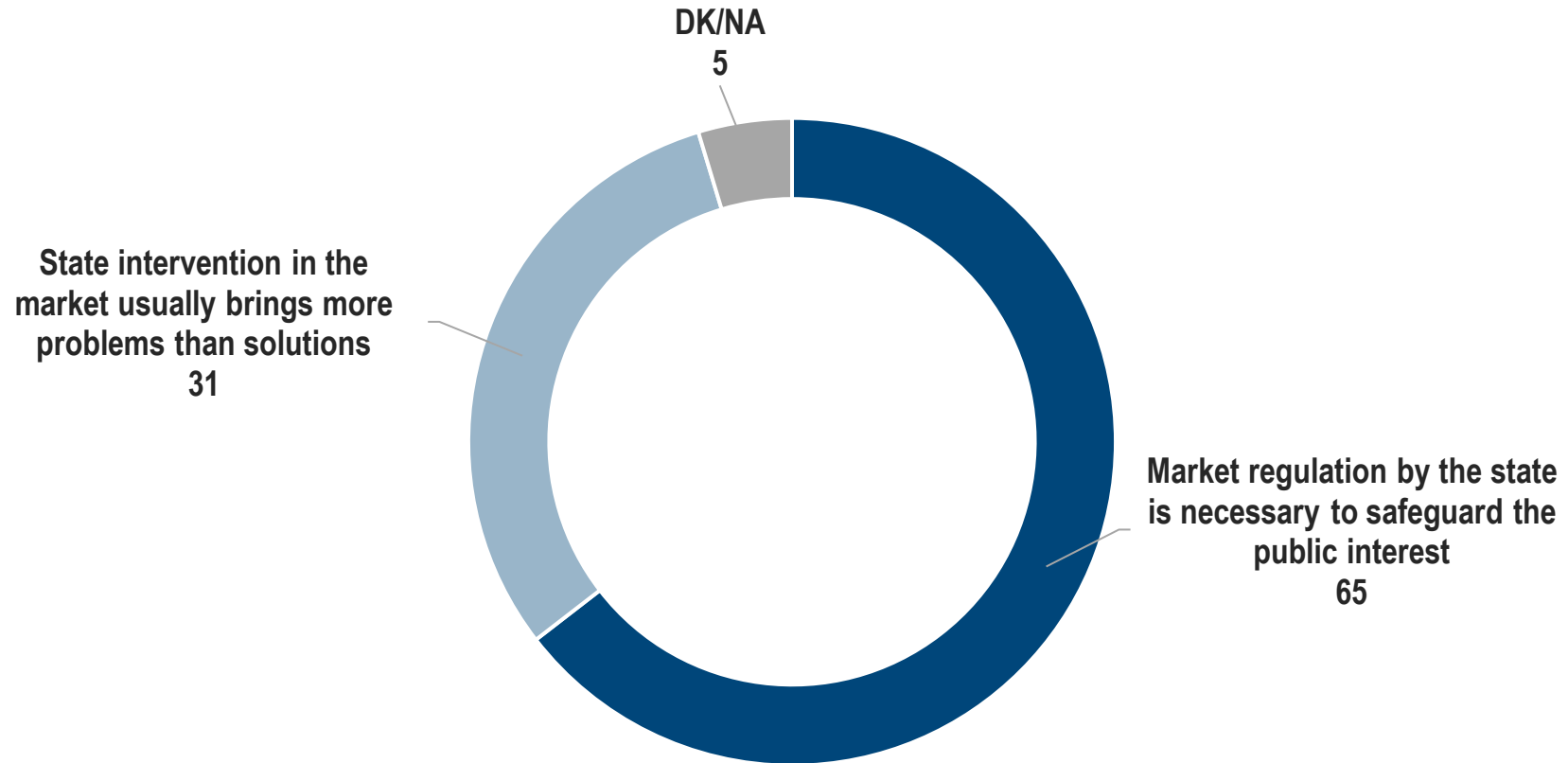
	Public servant	Private employee	Free lancer	Entrepreneur	Pensioner	Unemployed	Other
One that relies more on central government planning	51	45	35	24	30	47	43
One that relies more on the free market	42	48	61	74	63	48	50
DK/NA	7	7	4	2	6	4	8

Party affiliation (vote in 2019 elections)

	ND	SYRIZA	KINAL	Smaller parties	Blank/invalid, didn't vote
One that relies more on central government planning	14	69	39	52	36
One that relies more on the free market	84	25	55	41	53
DK/NA	3	6	6	8	11

VIEWS ON STATE REGULATION OF THE MARKET

Which view do you agree with the most?



VIEWS ON STATE REGULATION OF THE MARKET

Which view do you agree with the most?

Gender & Age

	Male	Female	17 - 34	35 - 44	45 - 54	55 - 64	65+
Market regulation by the state is necessary to safeguard the public interest	63	66	63	69	63	65	64
State intervention in the market usually brings more problems than solutions	35	27	30	26	33	31	33
DK/NA	3	7	7	5	3	4	3

Area (NUTS 1)

	Attica	Northern Greece	Aegean & Crete	Central Greece
Market regulation by the state is necessary to safeguard the public interest	63	67	64	64
State intervention in the market usually brings more problems than solutions	32	30	31	30
DK/NA	4	4	5	6

VIEWS ON STATE REGULATION OF THE MARKET

Which view do you agree with the most?

Education & Religiosity

	Up to secondary	Post-secondary	Master/Doctoral	Religion very + somewhat important	Religion a little + not important
Market regulation by the state is necessary to safeguard the public interest	68	61	66	61	66
State intervention in the market usually brings more problems than solutions	29	33	29	33	30
DK/NA	3	7	4	6	4

Social class (self placement) & Family income (annual)

	Rural*	Working	Lower-middle	Middle	Upper*	Up to 12.000€	12.000-20.000€	20.000-30.000€	30.000€ and above
Market regulation by the state is necessary to safeguard the public interest	48	78	70	55	52	71	68	61	54
State intervention in the market usually brings more problems than solutions	47	15	26	40	48	22	28	36	44
DK/NA	5	7	3	5	0	7	3	3	3

VIEWS ON STATE REGULATION OF THE MARKET

Which view do you agree with the most?

Occupation

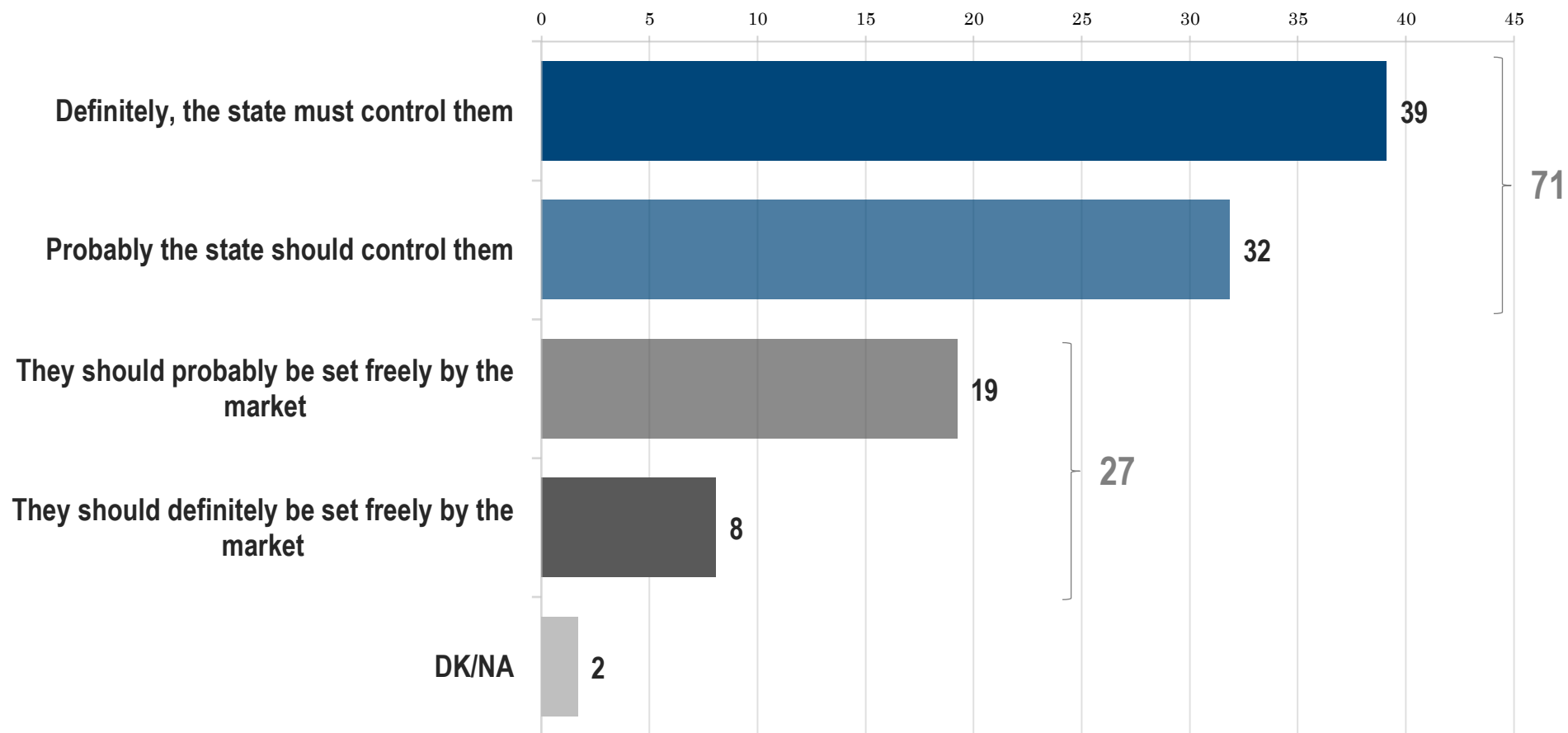
	Public servant	Private employee	Free lancer	Entrepreneur	Pensioner	Unemployed	Other
Market regulation by the state is necessary to safeguard the public interest	77	69	56	45	62	68	61
State intervention in the market usually brings more problems than solutions	20	28	41	49	33	23	31
DK/NA	3	3	3	6	5	10	8

Party affiliation (vote in 2019 elections)

	ND	SYRIZA	KINAL	Smaller parties	Blank/invalid, didn't vote
Market regulation by the state is necessary to safeguard the public interest	47	87	69	64	59
State intervention in the market usually brings more problems than solutions	49	10	28	29	28
DK/NA	4	2	3	7	13

STATE CONTROLLED PRICES ON BASIC GOODS

Should the state control the prices of basic goods (e.g. bread, milk, meat, etc.) or should they be freely set by the market?



STATE CONTROLLED PRICES ON BASIC GOODS

Should the state control the prices of basic goods (e.g. bread, milk, meat, etc.) or should they be freely set by the market?

Gender & Age

	Male	Female	17 - 34	35 - 44	45 - 54	55 - 64	65+
Definitely, the state must control them	36	42	40	42	38	40	36
Probably the state should control them	30	34	31	32	33	33	31
They should probably be set freely by the market	22	17	18	17	17	18	25
They should definitely be set freely by the market	11	6	8	8	8	8	8

Area (NUTS 1)

	Attica	Northern Greece	Aegean & Crete	Central Greece
Definitely, the state must control them	37	37	45	42
Probably the state should control them	33	33	28	31
They should probably be set freely by the market	21	20	17	17
They should definitely be set freely by the market	8	8	9	8

STATE CONTROLLED PRICES ON BASIC GOODS

Should the state control the prices of basic goods (e.g. bread, milk, meat, etc.) or should they be freely set by the market?

Education & Religiosity

	Up to secondary	Post-secondary	Master/Doctoral	Religion very + somewhat important	Religion a little + not important
Definitely, the state must control them	43	37	29	39	39
Probably the state should control them	30	33	35	30	33
They should probably be set freely by the market	20	19	20	20	19
They should definitely be set freely by the market	7	9	13	8	8

Social class (self placement) & Family income (annual)

	Rural*	Working	Lower- middle	Middle	Upper*	Up to 12.000€	12.000- 20.000€	20.000- 30.000€	30.000€ and above
Definitely, the state must control them	67	62	41	28	36	51	39	33	29
Probably the state should control them	18	23	34	33	29	30	36	32	29
They should probably be set freely by the market	15	9	16	27	26	11	19	26	26
They should definitely be set freely by the market	0	3	7	11	9	6	5	9	14

STATE CONTROLLED PRICES ON BASIC GOODS

Should the state control the prices of basic goods (e.g. bread, milk, meat, etc.) or should they be freely set by the market?

Occupation

	Public servant	Private employee	Free lancer	Entrepreneur	Pensioner	Unemployed	Other
Definitely, the state must control them	44	46	27	30	36	46	39
Probably the state should control them	34	29	32	31	34	35	31
They should probably be set freely by the market	15	18	22	21	26	11	18
They should definitely be set freely by the market	5	6	16	14	5	5	11

Party affiliation (vote in 2019 elections)

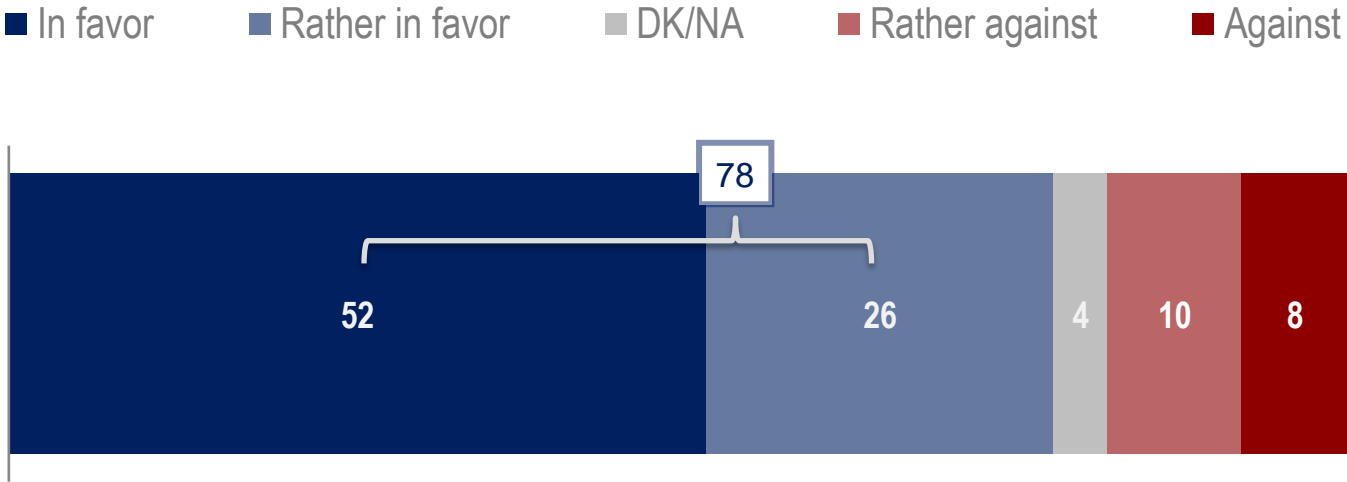
	ND	SYRIZA	KINAL	Smaller parties	Blank/invalid, didn't vote
Definitely, the state must control them	21	57	25	51	41
Probably the state should control them	33	28	46	29	35
They should probably be set freely by the market	28	12	27	13	14
They should definitely be set freely by the market	16	2	2	5	9

STANCE ON ESTABLISHING A GUARANTEED MINIMUM INCOME

Please tell me if you stand in favor or against on the following issue:



Guaranteed minimum income



STANCE ON ESTABLISHING A GUARANTEED MINIMUM INCOME

Please tell me if you stand in favor or against on the following issue:

Gender & Age

		Male	Female	17 - 34	35 - 44	45 - 54	55 - 64	65+
Guaranteed minimum income	In favor & Rather in favor	80	76	70	79	80	82	79
	Rather against & Against	18	19	22	16	19	15	18

Area (NUTS 1)

		Attica	Northern Greece	Aegean & Crete	Central Greece
Guaranteed minimum income	In favor & Rather in favor	79	78	80	75
	Rather against & Against	18	18	18	19

Education & Religiosity

		Up to secondary	Post-secondary	Master/Doctoral	Religion very + somewhat important	Religion a little + not important
Guaranteed minimum income	In favor & Rather in favor	79	76	80	76	79
	Rather against & Against	18	19	18	19	18

STANCE ON ESTABLISHING A GUARANTEED MINIMUM INCOME

Please tell me if you stand in favor or against on the following issue:

Social class (self placement) & Family income (annual)

		Rural*	Working	Lower-middle	Middle	Upper*	Up to 12.000€	12.000-20.000€	20.000-30.000€	30.000€ and above
Guaranteed minimum income	In favor & Rather in favor	41	77	81	77	81	74	81	79	80
	Rather against & Against	59	18	16	19	15	21	16	17	19

Occupation

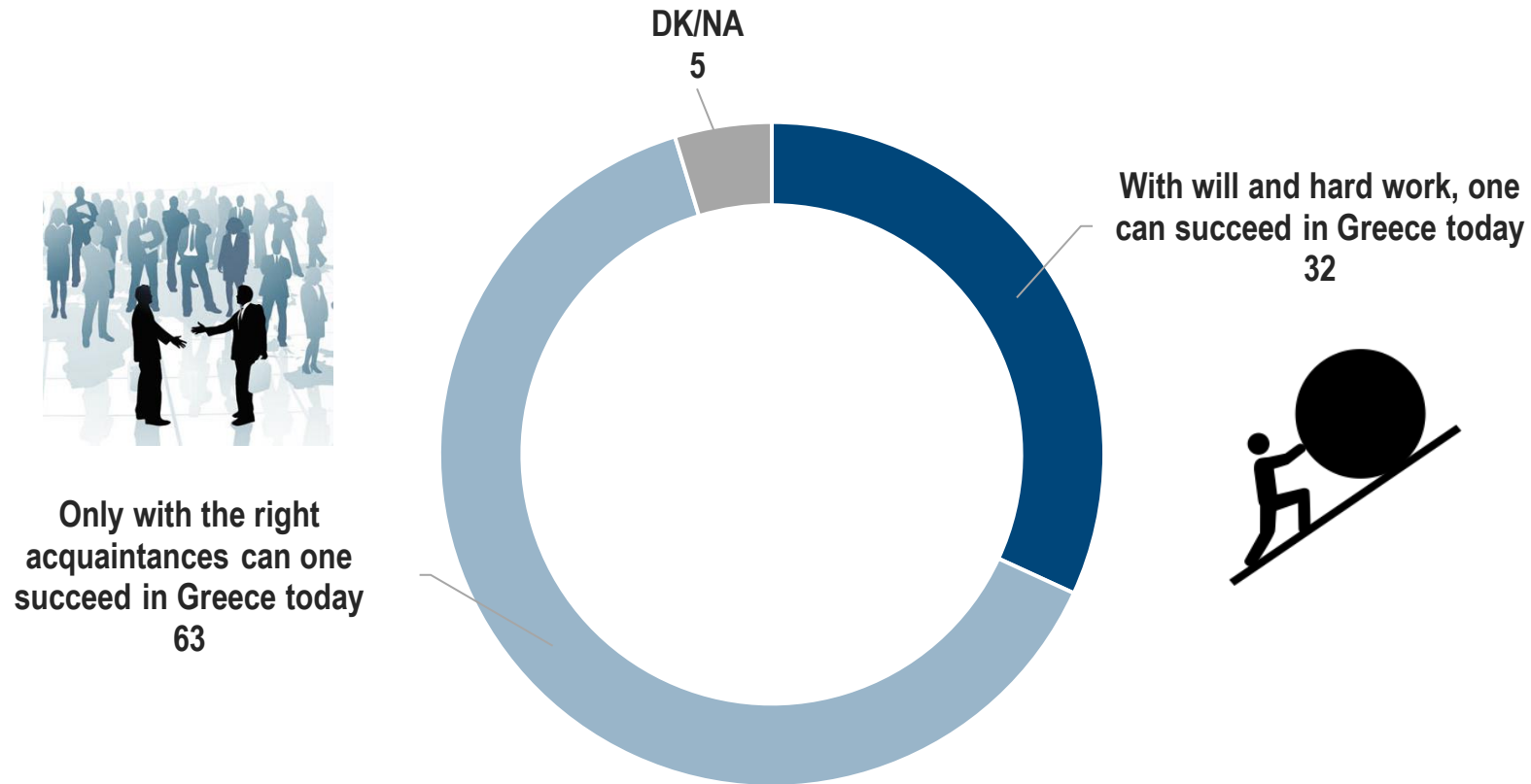
		Public servant	Private employee	Free lancer	Entrepreneur	Pensioner	Unemployed	Other
Guaranteed minimum income	In favor & Rather in favor	83	78	79	80	78	69	73
	Rather against & Against	17	17	18	17	18	23	19

Party affiliation (vote in 2019 elections)

		ND	SYRIZA	KINAL	Smaller parties	Blank/invalid, didn't vote
Guaranteed minimum income	In favor & Rather in favor	77	83	86	68	81
	Rather against & Against	20	13	13	26	14

HOW CAN ONE SUCCEED IN GREECE TODAY

Which of the two views do you agree with the most?



HOW CAN ONE SUCCEED IN GREECE TODAY

Which of the two views do you agree with the most?

Gender & Age

	Male	Female	17 - 34	35 - 44	45 - 54	55 - 64	65+
With will and hard work, one can succeed in Greece today	33	31	33	23	27	33	41
Only with the right acquaintances can one succeed in Greece today	63	64	62	73	67	61	57
DK/NA	4	6	5	4	7	5	3

Area (NUTS 1)

	Attica	Northern Greece	Aegean & Crete	Central Greece
With will and hard work, one can succeed in Greece today	35	30	35	30
Only with the right acquaintances can one succeed in Greece today	61	65	61	65
DK/NA	5	5	4	5

HOW CAN ONE SUCCEED IN GREECE TODAY

Which of the two views do you agree with the most?

Education & Religiosity

	Up to secondary	Post-secondary	Master/Doctoral	Religion very + somewhat important	Religion a little + not important
With will and hard work, one can succeed in Greece today	35	29	30	35	30
Only with the right acquaintances can one succeed in Greece today	62	65	66	61	65
DK/NA	3	6	4	3	6

Social class (self placement) & Family income (annual)

	Rural*	Working	Lower-middle	Middle	Upper*	Up to 12.000€	12.000-20.000€	20.000-30.000€	30.000€ and above
With will and hard work, one can succeed in Greece today	20	14	28	42	45	25	26	43	38
Only with the right acquaintances can one succeed in Greece today	60	80	68	53	52	71	71	53	54
DK/NA	20	6	4	5	3	4	3	4	8

HOW CAN ONE SUCCEED IN GREECE TODAY

Which of the two views do you agree with the most?

Occupation

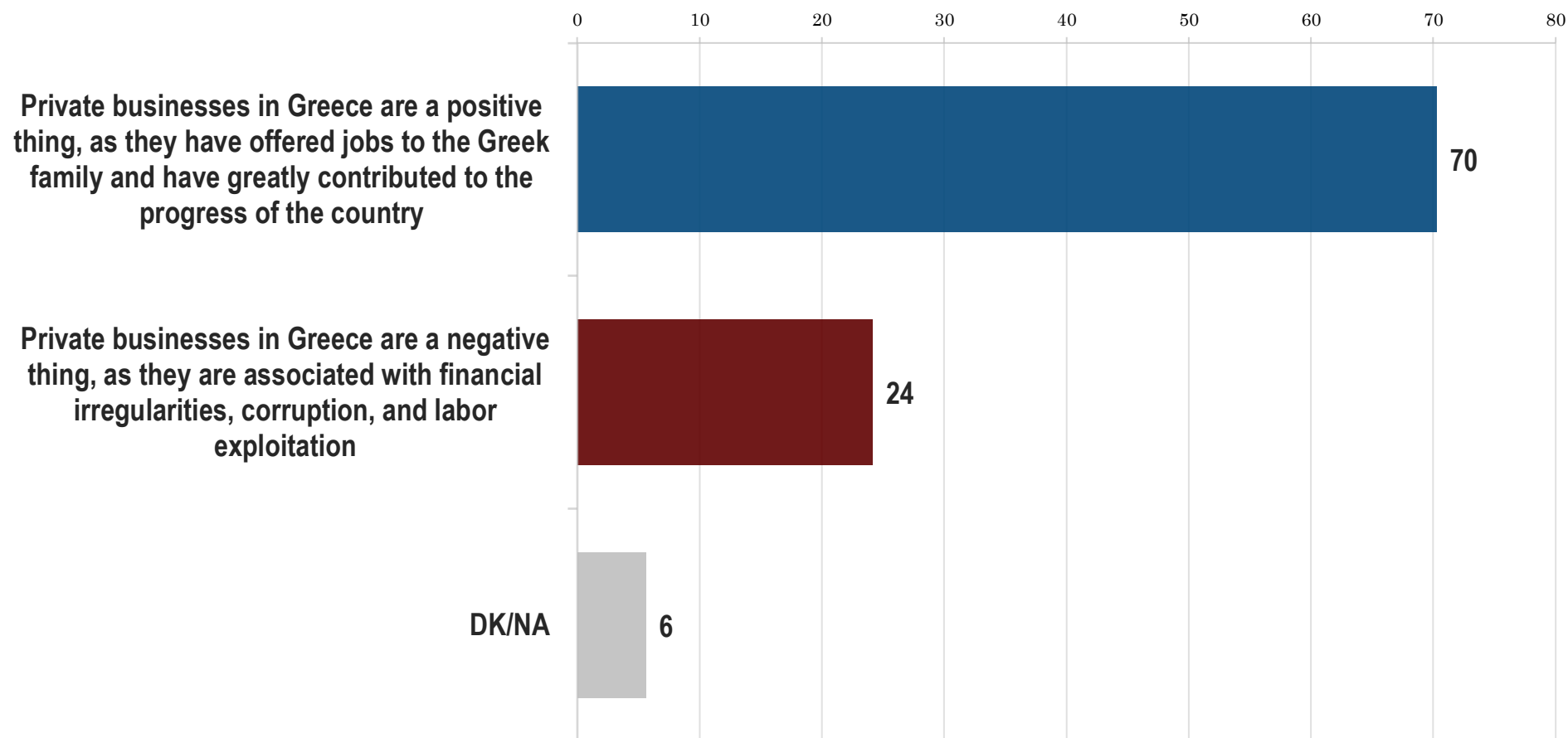
	Public servant	Private employee	Free lancer	Entrepreneur	Pensioner	Unemployed	Other
With will and hard work, one can succeed in Greece today	27	27	34	21	44	17	40
Only with the right acquaintances can one succeed in Greece today	68	69	59	77	53	75	54
DK/NA	4	4	7	2	4	8	5

Party affiliation (vote in 2019 elections)

	ND	SYRIZA	KINAL	Smaller parties	Blank/invalid, didn't vote
With will and hard work, one can succeed in Greece today	45	21	41	21	29
Only with the right acquaintances can one succeed in Greece today	52	72	54	74	65
DK/NA	3	7	4	5	6

OPINION ON BUSINESSES AND ENTREPRENEURSHIP IN GREECE

Which of the following views is closer to the image you have of business and entrepreneurship in Greece?



OPINION ON BUSINESSES AND ENTREPRENEURSHIP IN GREECE

Which of the following views is closer to the image you have of business and entrepreneurship in Greece?

Gender & Age

	Male	Female	17 - 34	35 - 44	45 - 54	55 - 64	65+
Private businesses in Greece are a positive thing, as they have offered jobs to the Greek family and have greatly contributed to the progress of the country	73	68	66	70	69	73	74
Private businesses in Greece are a negative thing, as they are associated with financial irregularities, corruption, and labor exploitation	23	25	26	23	26	24	21
DK/NA	5	7	8	7	5	3	5

Area (NUTS 1)

	Attica	Northern Greece	Aegean & Crete	Central Greece
Private businesses in Greece are a positive thing, as they have offered jobs to the Greek family and have greatly contributed to the progress of the country	70	71	76	68
Private businesses in Greece are a negative thing, as they are associated with financial irregularities, corruption, and labor exploitation	24	25	22	24
DK/NA	6	4	2	8

OPINION ON BUSINESSES AND ENTREPRENEURSHIP IN GREECE

Which of the following views is closer to the image you have of business and entrepreneurship in Greece?

Education & Religiosity

	Up to secondary	Post-secondary	Master/Doctoral	Religion very + somewhat important	Religion a little + not important
Private businesses in Greece are a positive thing, as they have offered jobs to the Greek family and have greatly contributed to the progress of the country	72	69	71	79	65
Private businesses in Greece are a negative thing, as they are associated with financial irregularities, corruption, and labor exploitation	25	23	24	18	28
DK/NA	4	8	5	3	7

Social class (self placement) & Family income (annual)

	Rural*	Working	Lower-middle	Middle	Upper*	Up to 12.000€	12.000-20.000€	20.000-30.000€	30.000€ and above
Private businesses in Greece are a positive thing, as they have offered jobs to the Greek family and have greatly contributed to the progress of the country	52	43	70	81	82	67	68	75	74
Private businesses in Greece are a negative thing, as they are associated with financial irregularities, corruption, and labor exploitation	48	45	25	16	16	27	27	20	22
DK/NA	0	12	6	3	3	7	5	4	5

OPINION ON BUSINESSES AND ENTREPRENEURSHIP IN GREECE

Which of the following views is closer to the image you have of business and entrepreneurship in Greece?

Occupation

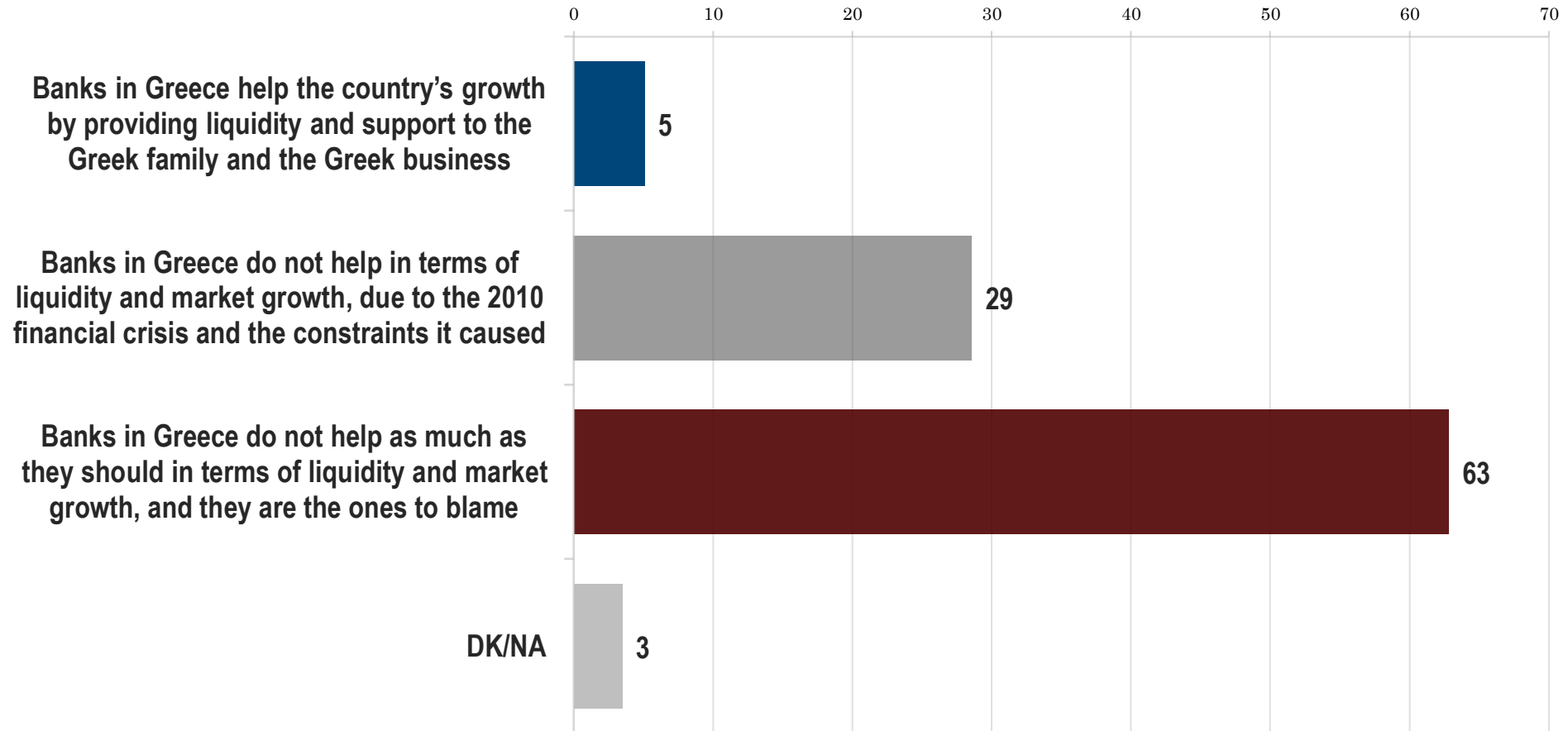
	Public servant	Private employee	Free lancer	Entrepreneur	Pensioner	Unemployed	Other
Private businesses in Greece are a positive thing, as they have offered jobs to the Greek family and have greatly contributed to the progress of the country	65	64	74	89	77	62	73
Private businesses in Greece are a negative thing, as they are associated with financial irregularities, corruption, and labor exploitation	30	31	19	10	20	30	19
DK/NA	6	5	7	2	3	8	8

Party affiliation (vote in 2019 elections)

	ND	SYRIZA	KINAL	Smaller parties	Blank/invalid, didn't vote
Private businesses in Greece are a positive thing, as they have offered jobs to the Greek family and have greatly contributed to the progress of the country	91	48	85	58	71
Private businesses in Greece are a negative thing, as they are associated with financial irregularities, corruption, and labor exploitation	7	44	11	31	24
DK/NA	1	8	4	10	5

OPINION ON THE GREEK BANKING SYSTEM

What is your view of the banking system in Greece?



OPINION ON THE GREEK BANKING SYSTEM

What is your view of the banking system in Greece?

Gender & Age

	Male	Female	17 - 34	35 - 44	45 - 54	55 - 64	65+
Banks in Greece help the country's growth by providing liquidity and support to the Greek family and the Greek business	6	4	8	3	4	3	6
Banks in Greece do not help in terms of liquidity and market growth, due to the 2010 financial crisis and the constraints it caused	28	29	27	28	23	29	34
Banks in Greece do not help as much as they should in terms of liquidity and market growth, and they are the ones to blame	64	61	58	65	70	67	58

Area (NUTS 1)

	Attica	Northern Greece	Aegean & Crete	Central Greece
Banks in Greece help the country's growth by providing liquidity and support to the Greek family and the Greek business	4	6	8	5
Banks in Greece do not help in terms of liquidity and market growth, due to the 2010 financial crisis and the constraints it caused	30	28	32	26
Banks in Greece do not help as much as they should in terms of liquidity and market growth, and they are the ones to blame	63	63	59	64

OPINION ON THE GREEK BANKING SYSTEM

What is your view of the banking system in Greece?

Education & Religiosity

	Up to secondary	Post-secondary	Master/Doctoral	Religion very + somewhat important	Religion a little + not important
Banks in Greece help the country's growth by providing liquidity and support to the Greek family and the Greek business	6	5	5	7	4
Banks in Greece do not help in terms of liquidity and market growth, due to the 2010 financial crisis and the constraints it caused	30	27	30	30	28
Banks in Greece do not help as much as they should in terms of liquidity and market growth, and they are the ones to blame	62	64	63	58	66

Social class (self placement) & Family income (annual)

	Rural*	Working	Lower-middle	Middle	Upper*	Up to 12.000€	12.000-20.000€	20.000-30.000€	30.000€ and above
Banks in Greece help the country's growth by providing liquidity and support to the Greek family and the Greek business	0	1	4	8	5	3	6	6	7
Banks in Greece do not help in terms of liquidity and market growth, due to the 2010 financial crisis and the constraints it caused	31	23	26	33	30	24	24	35	35
Banks in Greece do not help as much as they should in terms of liquidity and market growth, and they are the ones to blame	69	73	66	55	62	70	68	57	55

OPINION ON THE GREEK BANKING SYSTEM


What is your view of the banking system in Greece?

Occupation

	Public servant	Private employee	Free lancer	Entrepreneur	Pensioner	Unemployed	Other
Banks in Greece help the country's growth by providing liquidity and support to the Greek family and the Greek business	6	3	4	5	7	5	7
Banks in Greece do not help in terms of liquidity and market growth, due to the 2010 financial crisis and the constraints it caused	25	24	27	29	33	35	33
Banks in Greece do not help as much as they should in terms of liquidity and market growth, and they are the ones to blame	68	69	67	64	57	56	52

Party affiliation (vote in 2019 elections)

	ND	SYRIZA	KINAL	Smaller parties	Blank/invalid, didn't vote
Banks in Greece help the country's growth by providing liquidity and support to the Greek family and the Greek business	10	1	7	2	5
Banks in Greece do not help in terms of liquidity and market growth, due to the 2010 financial crisis and the constraints it caused	40	15	37	27	25
Banks in Greece do not help as much as they should in terms of liquidity and market growth, and they are the ones to blame	47	83	54	66	67



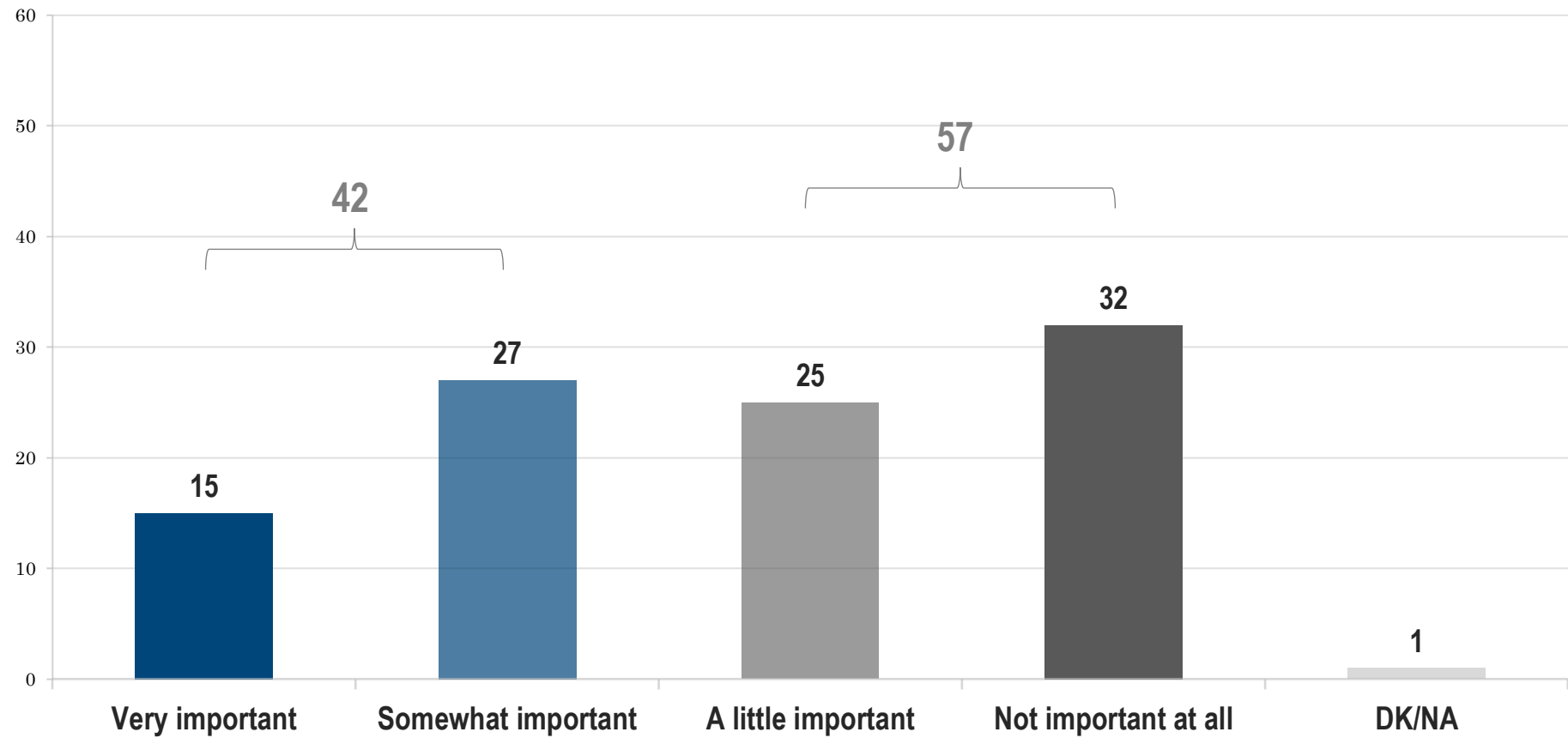

OCTOBER 2020
Nationwide Survey
Liberalism in Greece today

SECTION 5

The role of religion: Stance against different doctrines

RELIGION's GRAVITY IN THE WAY OF LIFE AND IDEOLOGY

How important is the role of religion in the formation of your views about the world, your ideology and your way of life?



RELIGION's GRAVITY IN THE WAY OF LIFE AND IDEOLOGY

How important is the role of religion in the formation of your views about the world, your ideology and your way of life?

Gender & Age

	Male	Female	17 - 34	35 - 44	45 - 54	55 - 64	65+
Very important	13	16	11	12	13	17	23
Somewhat important	28	27	18	21	26	30	41
A little important	26	24	30	28	24	23	20
Not important at all	33	32	40	38	36	29	16

Area (NUTS 1)

	Attica	Northern Greece	Aegean & Crete	Central Greece
Very important	14	17	17	13
Somewhat important	27	27	26	26
A little important	26	22	27	27
Not important at all	32	33	30	33

RELIGION's GRAVITY IN THE WAY OF LIFE AND IDEOLOGY

How important is the role of religion in the formation of your views about the world, your ideology and your way of life?

Education & Religiosity

	Up to secondary	Post-secondary	Master/Doctoral	Religion very + somewhat important	Religion a little + not important
Very important	18	13	9	36	0
Somewhat important	33	22	17	64	0
A little important	24	26	27	0	44
Not important at all	24	38	46	0	55

Social class (self placement) & Family income (annual)

	Rural*	Working	Lower-middle	Middle	Upper*	Up to 12.000€	12.000-20.000€	20.000-30.000€	30.000€ and above
Very important	23	15	13	18	15	17	20	12	10
Somewhat important	18	20	27	31	13	30	24	25	29
A little important	27	25	24	26	38	22	24	27	28
Not important at all	31	39	36	25	34	30	31	35	31

RELIGION's GRAVITY IN THE WAY OF LIFE AND IDEOLOGY

How important is the role of religion in the formation of your views about the world, your ideology and your way of life?

Occupation

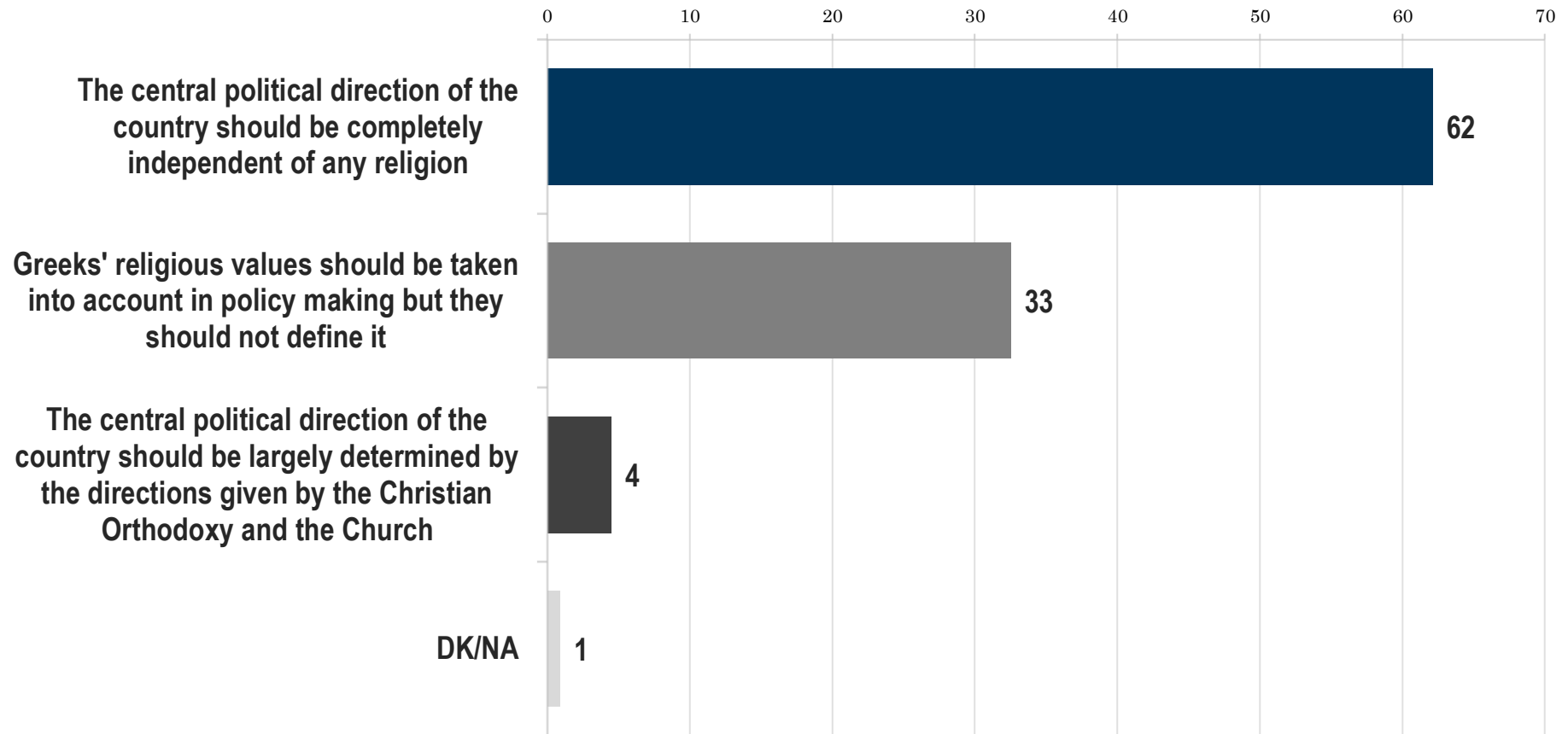

	Public servant	Private employee	Free lancer	Entrepreneur	Pensioner	Unemployed	Other
Very important	15	12	12	14	21	13	19
Somewhat important	24	24	25	32	41	25	19
A little important	29	27	22	29	15	30	34
Not important at all	32	37	38	23	22	30	28

Party affiliation (vote in 2019 elections)

	ND	SYRIZA	KINAL	Smaller parties	Blank/invalid, didn't vote
Very important	22	6	17	17	13
Somewhat important	36	20	23	22	23
A little important	29	26	26	18	24
Not important at all	12	47	32	42	40

VIEWS ON THE ROLE OF RELIGION IN THE CENTRAL DIRECTION OF THE COUNTRY

Which of the following best describes your stance on the issue of the relationship between politics and the Christian Orthodoxy?



VIEWS ON THE ROLE OF RELIGION IN THE CENTRAL DIRECTION OF THE COUNTRY

Which of the following best describes your stance on the issue of the relationship between politics and the Christian Orthodoxy?

Gender & Age

	Male	Female	17 - 34	35 - 44	45 - 54	55 - 64	65+
The central political direction of the country should be completely independent of any religion	61	63	66	64	65	61	55
Greeks' religious values should be taken into account in policy making but they should not define it	35	30	27	32	32	36	40
The central political direction of the country should be largely determined by the directions given by the Christian Orthodoxy and the Church	4	5	7	4	3	3	4

Area (NUTS 1)

	Attica	Northern Greece	Aegean & Crete	Central Greece
The central political direction of the country should be completely independent of any religion	64	60	62	62
Greeks' religious values should be taken into account in policy making but they should not define it	32	34	31	32
The central political direction of the country should be largely determined by the directions given by the Christian Orthodoxy and the Church	4	4	5	5

VIEWS ON THE ROLE OF RELIGION IN THE CENTRAL DIRECTION OF THE COUNTRY

Which of the following best describes your stance on the issue of the relationship between politics and the Christian Orthodoxy?

Education & Religiosity

	Up to secondary	Post-secondary	Master/Doctoral	Religion very + somewhat important	Religion a little + not important
The central political direction of the country should be completely independent of any religion	57	65	75	28	88
Greeks' religious values should be taken into account in policy making but they should not define it	37	30	22	62	11
The central political direction of the country should be largely determined by the directions given by the Christian Orthodoxy and the Church	5	4	2	8	1

Social class (self placement) & Family income (annual)

	Rural*	Working	Lower-middle	Middle	Upper*	Up to 12.000€	12.000-20.000€	20.000-30.000€	30.000€ and above
The central political direction of the country should be completely independent of any religion	43	68	63	62	52	58	65	66	61
Greeks' religious values should be taken into account in policy making but they should not define it	42	23	33	35	37	35	31	32	34
The central political direction of the country should be largely determined by the directions given by the Christian Orthodoxy and the Church	13	7	3	3	9	6	4	1	5

VIEWS ON THE ROLE OF RELIGION IN THE CENTRAL DIRECTION OF THE COUNTRY

Which of the following best describes your stance on the issue of the relationship between politics and the Christian Orthodoxy?

Occupation

	Public servant	Private employee	Free lancer	Entrepreneur	Pensioner	Unemployed	Other
The central political direction of the country should be completely independent of any religion	64	68	67	54	55	57	58
Greeks' religious values should be taken into account in policy making but they should not define it	31	29	29	37	39	38	33
The central political direction of the country should be largely determined by the directions given by the Christian Orthodoxy and the Church	4	3	4	8	4	4	8

Party affiliation (vote in 2019 elections)

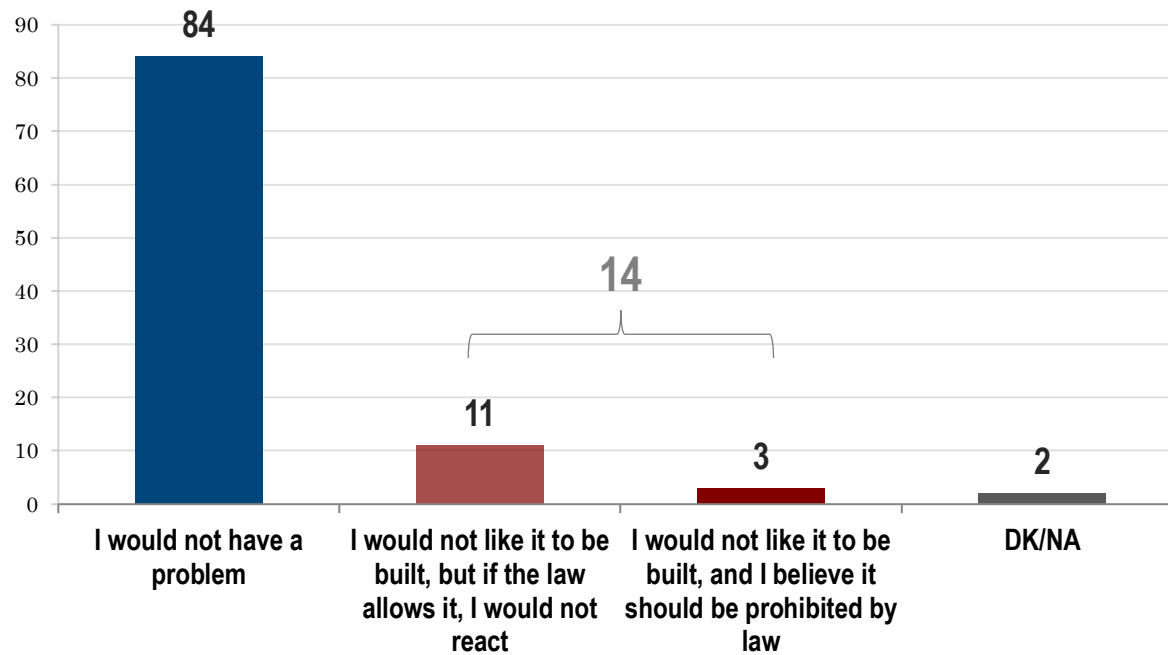
	ND	SYRIZA	KINAL	Smaller parties	Blank/invalid, didn't vote
The central political direction of the country should be completely independent of any religion	48	84	70	58	58
Greeks' religious values should be taken into account in policy making but they should not define it	49	14	28	31	34
The central political direction of the country should be largely determined by the directions given by the Christian Orthodoxy and the Church	4	2	1	9	8

HOW WOULD PEOPLE REACT IF A CATHOLIC CHURCH OR A MOSQUE WAS BUILT IN THEIR NEIGHBORHOOD

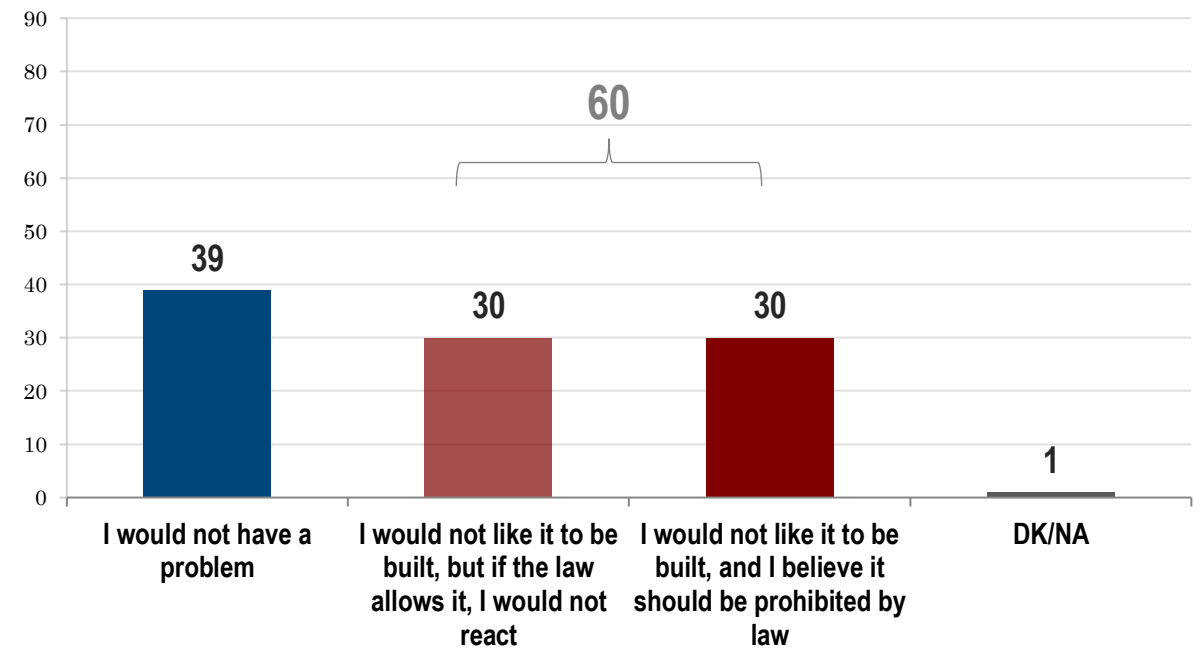
How would you react if each of the following was built in your neighborhood



...A temple of the Catholic Church



...A Mosque



HOW WOULD PEOPLE REACT IF A CATHOLIC CHURCH OR A MOSQUE WAS BUILT IN THEIR NEIGHBORHOOD

How would you react if each of the following was built in your neighborhood ...:

Gender & Age

		Male	Female	17 - 34	35 - 44	45 - 54	55 - 64	65+
A temple of the Catholic Church	I would not have a problem	85	82	87	86	85	81	78
	I would not like it to be built, but if the law allows it, I would not react	10	11	6	12	10	13	15
	I would not like it to be built, and I believe it should be prohibited by law	2	4	4	2	3	1	5
A Mosque	I would not have a problem	39	39	49	39	36	32	34
	I would not like it to be built, but if the law allows it, I would not react	30	31	22	32	32	33	33
	I would not like it to be built, and I believe it should be prohibited by law	31	28	27	28	31	33	31

Area (NUTS 1)

		Attica	Northern Greece	Aegean & Crete	Central Greece
A temple of the Catholic Church	I would not have a problem	85	83	83	84
	I would not like it to be built, but if the law allows it, I would not react	12	11	9	10
	I would not like it to be built, and I believe it should be prohibited by law	1	4	4	4
A Mosque	I would not have a problem	37	43	40	36
	I would not like it to be built, but if the law allows it, I would not react	32	28	21	35
	I would not like it to be built, and I believe it should be prohibited by law	29	28	38	28

HOW WOULD PEOPLE REACT IF A CATHOLIC CHURCH OR A MOSQUE WAS BUILT IN THEIR NEIGHBORHOOD

How would you react if each of the following was built in your neighborhood ...:

Education & Religiosity

		Up to secondary	Post-secondary	Master/Doctoral	Religion very + somewhat important	Religion a little + not important
A temple of the Catholic Church	I would not have a problem	81	87	87	77	91
	I would not like it to be built, but if the law allows it, I would not react	12	10	10	17	7
	I would not like it to be built, and I believe it should be prohibited by law	4	2	2	5	2
	I would not have a problem	37	40	49	16	56
A Mosque	I would not like it to be built, but if the law allows it, I would not react	30	31	28	32	29
	I would not like it to be built, and I believe it should be prohibited by law	32	28	22	51	14

Social class (self placement) & Family income (annual)

		Rural*	Working	Lower-middle	Middle	Upper*	Up to 12.000€	12.000-20.000€	20.000-30.000€	30.000€ and above
A temple of the Catholic Church	I would not have a problem	76	85	84	87	90	83	84	85	87
	I would not like it to be built, but if the law allows it, I would not react	12	10	12	11	5	10	11	11	11
	I would not like it to be built, and I believe it should be prohibited by law	12	4	3	1	4	6	2	1	2
	I would not have a problem	30	55	42	32	30	40	40	40	39
A Mosque	I would not like it to be built, but if the law allows it, I would not react	24	19	28	38	26	25	31	32	35
	I would not like it to be built, and I believe it should be prohibited by law	43	26	28	30	45	33	28	27	25

HOW WOULD PEOPLE REACT IF A CATHOLIC CHURCH OR A MOSQUE WAS BUILT IN THEIR NEIGHBORHOOD

How would you react if each of the following was built in your neighborhood ...:

Occupation

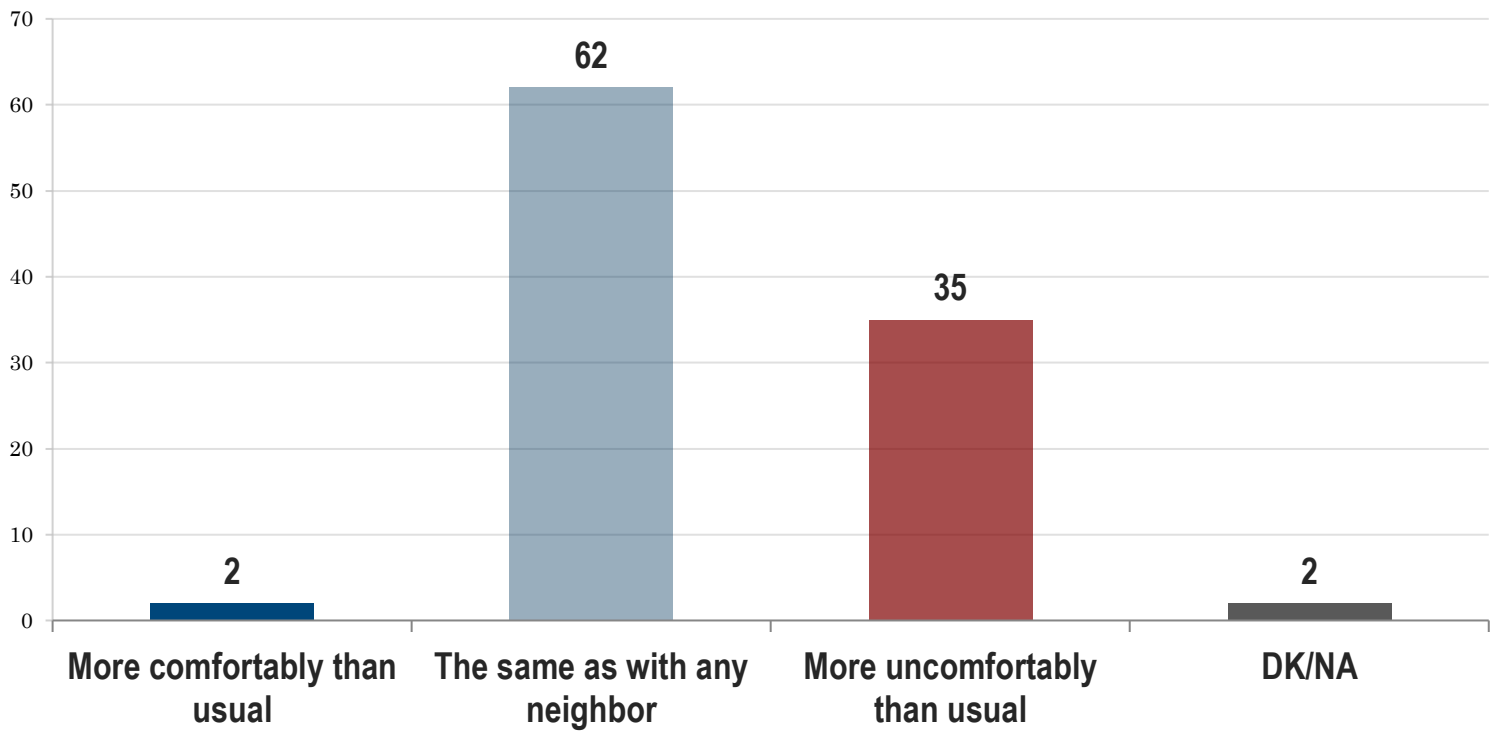
		Public servant	Private employee	Free lancer	Entrepreneur	Pensioner	Unemployed	Other
A temple of the Catholic Church	I would not have a problem	84	85	89	81	79	82	84
	I would not like it to be built, but if the law allows it, I would not react	12	12	8	12	15	13	7
	I would not like it to be built, and I believe it should be prohibited by law	3	2	2	5	6	5	9
A Mosque	I would not have a problem	38	42	41	24	33	41	39
	I would not like it to be built, but if the law allows it, I would not react	37	29	29	27	32	24	28
	I would not like it to be built, and I believe it should be prohibited by law	25	28	28	48	33	31	32

Party affiliation (vote in 2019 elections)

		ND	SYRIZA	KINAL	Smaller parties	Blank/invalid, didn't vote
A temple of the Catholic Church	I would not have a problem	78	91	84	83	85
	I would not like it to be built, but if the law allows it, I would not react	14	6	16	12	12
	I would not like it to be built, and I believe it should be prohibited by law	6	2	0	4	3
A Mosque	I would not have a problem	19	68	42	38	32
	I would not like it to be built, but if the law allows it, I would not react	39	24	34	19	37
	I would not like it to be built, and I believe it should be prohibited by law	41	8	23	41	29

HOW WOULD PEOPLE REACT IF A MUSLIM FAMILY WERE TO MOVE IN NEXT DOOR

How would you feel if a Muslim family moved to the house / apartment next to yours?



HOW WOULD PEOPLE REACT IF A MUSLIM FAMILY WERE TO MOVE IN NEXT DOOR

How would you feel if a Muslim family moved to the house / apartment next to yours?

Gender & Age

	Male	Female	17 - 34	35 - 44	45 - 54	55 - 64	65+
More comfortably than usual	2	2	3	1	2	0	1
The same as with any neighbor	63	60	68	64	58	59	57
More uncomfortably than usual	34	36	27	33	37	39	41

Area (NUTS 1)

	Attica	Northern Greece	Aegean & Crete	Central Greece
More comfortably than usual	1	3	1	1
The same as with any neighbor	64	59	62	62
More uncomfortably than usual	34	37	35	35

HOW WOULD PEOPLE REACT IF A MUSLIM FAMILY WERE TO MOVE IN NEXT DOOR

How would you feel if a Muslim family moved to the house / apartment next to yours?

Education & Religiosity

	Up to secondary	Post-secondary	Master/Doctoral	Religion very + somewhat important	Religion a little + not important
More comfortably than usual	1	2	2	0	3
The same as with any neighbor	61	62	61	42	73
More uncomfortably than usual	37	34	34	56	23

Social class (self placement) & Family income (annual)

	Rural*	Working	Lower-middle	Middle	Upper*	Up to 12.000€	12.000-20.000€	20.000-30.000€	30.000€ and above
More comfortably than usual	15	1	1	2	3	1	3	0	3
The same as with any neighbor	20	74	65	56	50	63	62	62	63
More uncomfortably than usual	61	24	33	40	48	36	34	36	32

HOW WOULD PEOPLE REACT IF A MUSLIM FAMILY WERE TO MOVE IN NEXT DOOR

How would you feel if a Muslim family moved to the house / apartment next to yours?

Occupation


	Public servant	Private employee	Free lancer	Entrepreneur	Pensioner	Unemployed	Other
More comfortably than usual	1	2	2	4	1	1	4
The same as with any neighbor	61	67	59	44	61	64	61
More uncomfortably than usual	36	31	37	47	39	33	32

Party affiliation (vote in 2019 elections)

	ND	SYRIZA	KINAL	Smaller parties	Blank/invalid, didn't vote
More comfortably than usual	0	2	2	3	1
The same as with any neighbor	47	82	64	56	68
More uncomfortably than usual	50	15	33	40	29

HOW WOULD PEOPLE REACT IF ONE OF THEIR RELATIVES WERE TO CONVERT TO ANOTHER RELIGION

How would you react if someone in your family converted to another religion?



I would agree and encourage my relative



8

I would not have a problem, but I would not encourage my relative



53

I would disagree but keep it to myself



24

I would disagree and make my voice heard



14

DK/NA

1

HOW WOULD PEOPLE REACT IF ONE OF THEIR RELATIVES WERE TO CONVERT TO ANOTHER RELIGION

How would you react if someone in your family converted to another religion?

Gender & Age

	Male	Female	17 - 34	35 - 44	45 - 54	55 - 64	65+
I would agree and encourage my relative	7	8	16	6	6	5	1
I would not have a problem, but I would not encourage my relative	54	52	56	50	51	51	54
I would disagree but keep it to myself	25	23	12	24	26	31	32
I would disagree and make my voice heard	13	15	15	18	14	11	13

Area (NUTS 1)

	Attica	Northern Greece	Aegean & Crete	Central Greece
I would agree and encourage my relative	8	9	8	6
I would not have a problem, but I would not encourage my relative	54	53	52	53
I would disagree but keep it to myself	25	25	20	25
I would disagree and make my voice heard	13	13	19	15

HOW WOULD PEOPLE REACT IF ONE OF THEIR RELATIVES WERE TO CONVERT TO ANOTHER RELIGION

How would you react if someone in your family converted to another religion?

Education & Religiosity

	Up to secondary	Post-secondary	Master/Doctoral	Religion very + somewhat important	Religion a little + not important
I would agree and encourage my relative	5	9	14	3	11
I would not have a problem, but I would not encourage my relative	51	55	58	33	64
I would disagree but keep it to myself	28	21	16	36	18
I would disagree and make my voice heard	14	14	10	28	6

Social class (self placement) & Family income (annual)

	Rural*	Working	Lower-middle	Middle	Upper*	Up to 12.000€	12.000-20.000€	20.000-30.000€	30.000€ and above
I would agree and encourage my relative	21	11	8	6	8	12	7	6	6
I would not have a problem, but I would not encourage my relative	16	56	54	53	48	51	51	55	58
I would disagree but keep it to myself	27	16	24	28	22	20	26	26	26
I would disagree and make my voice heard	36	15	13	12	22	17	15	13	10

HOW WOULD PEOPLE REACT IF ONE OF THEIR RELATIVES WERE TO CONVERT TO ANOTHER RELIGION

How would you react if someone in your family converted to another religion?

Occupation

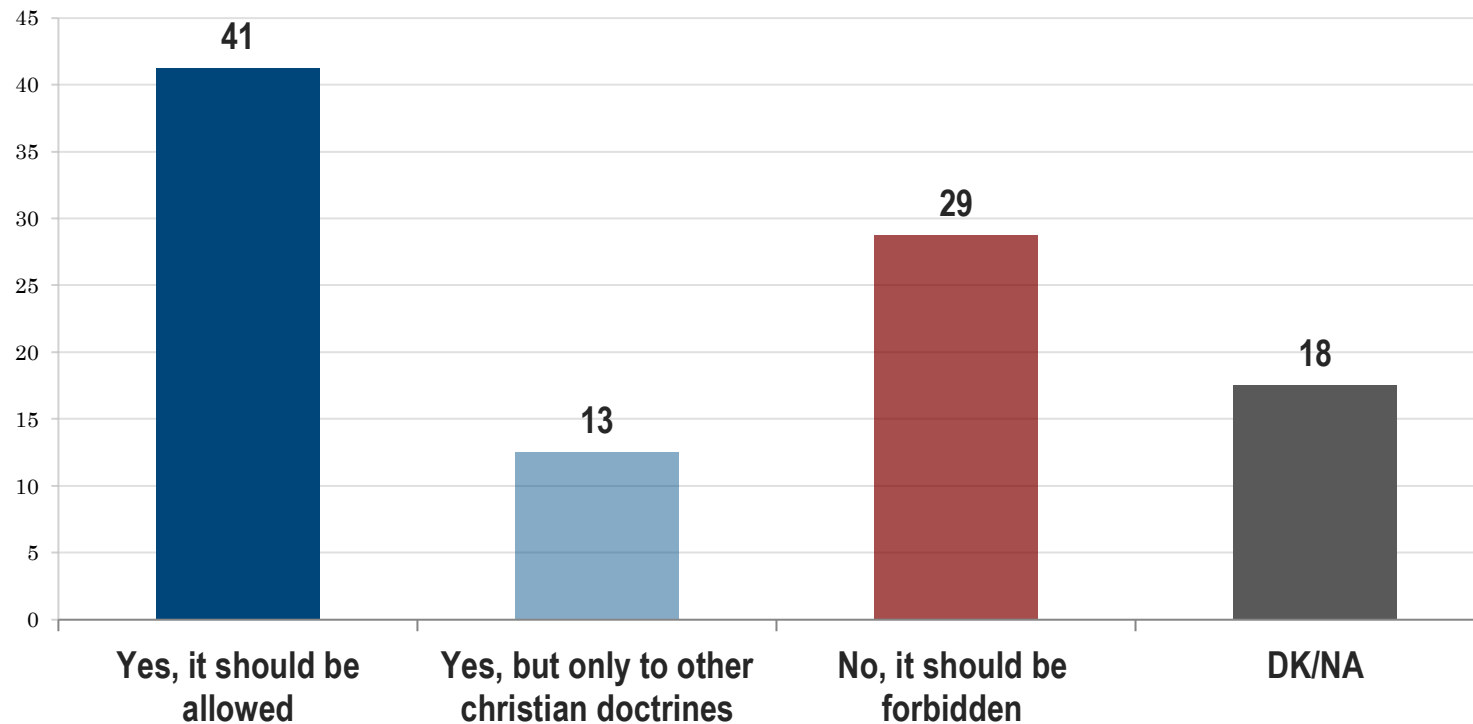

	Public servant	Private employee	Free lancer	Entrepreneur	Pensioner	Unemployed	Other
I would agree and encourage my relative	7	7	9	4	2	13	16
I would not have a problem, but I would not encourage my relative	48	59	50	46	56	55	45
I would disagree but keep it to myself	29	20	25	26	29	21	20
I would disagree and make my voice heard	16	13	14	22	12	10	19

Party affiliation (vote in 2019 elections)

	ND	SYRIZA	KINAL	Smaller parties	Blank/invalid, didn't vote
I would agree and encourage my relative	3	13	11	9	4
I would not have a problem, but I would not encourage my relative	44	68	43	48	62
I would disagree but keep it to myself	33	13	27	24	21
I would disagree and make my voice heard	19	6	19	17	13

SHOULD OTHER RELIGIONS (OTHER THAN GREEK ORTHODOX) BE ALLOWED TO ADVERTISE THEIR BELIEFS

Should religions other than the Greek Orthodox be able to advertise their beliefs via TV, radio, books, etc.?



SHOULD OTHER RELIGIONS (OTHER THAN GREEK ORTHODOX) BE ALLOWED TO ADVERTISE THEIR BELIEFS

Should religions other than the Greek Orthodox be able to advertise their beliefs via TV, radio, books, etc.?

Gender & Age

	Male	Female	17 - 34	35 - 44	45 - 54	55 - 64	65+
Yes, it should be allowed	43	40	43	40	45	40	36
Yes, but only to other Christian doctrines	14	11	10	10	13	14	16
No, it should be forbidden	28	29	26	32	24	26	35
DK/NA	15	20	21	18	18	20	13

Area (NUTS 1)

	Attica	Northern Greece	Aegean & Crete	Central Greece
Yes, it should be allowed	43	43	40	37
Yes, but only to other Christian doctrines	16	9	16	11
No, it should be forbidden	26	30	26	31
DK/NA	15	17	18	21

SHOULD OTHER RELIGIONS (OTHER THAN GREEK ORTHODOX) BE ALLOWED TO ADVERTISE THEIR BELIEFS

Should religions other than the Greek Orthodox be able to advertise their beliefs via TV, radio, books, etc.?

Education & Religiosity

	Up to secondary	Post-secondary	Master/Doctoral	Religion very + somewhat important	Religion a little + not important
Yes, it should be allowed	38	42	52	22	52
Yes, but only to other Christian doctrines	14	12	9	18	9
No, it should be forbidden	32	25	30	45	19
DK/NA	16	21	9	15	19

Social class (self placement) & Family income (annual)

	Rural*	Working	Lower-middle	Middle	Upper*	Up to 12.000€	12.000-20.000€	20.000-30.000€	30.000€ and above
Yes, it should be allowed	29	45	42	41	35	38	44	45	40
Yes, but only to other Christian doctrines	8	8	11	17	10	13	11	13	13
No, it should be forbidden	48	31	28	26	50	31	29	23	30
DK/NA	15	16	19	16	5	18	16	18	17

SHOULD OTHER RELIGIONS (OTHER THAN GREEK ORTHODOX) BE ALLOWED TO ADVERTISE THEIR BELIEFS

Should religions other than the Greek Orthodox be able to advertise their beliefs via TV, radio, books, etc.?

Occupation


	Public servant	Private employee	Free lancer	Entrepreneur	Pensioner	Unemployed	Other
Yes, it should be allowed	51	43	42	29	38	37	37
Yes, but only to other Christian doctrines	10	10	11	23	14	11	17
No, it should be forbidden	24	32	27	31	29	32	27
DK/NA	16	15	20	16	18	19	20

Party affiliation (vote in 2019 elections)

	ND	SYRIZA	KINAL	Smaller parties	Blank/invalid, didn't vote
Yes, it should be allowed	33	60	43	36	30
Yes, but only to other Christian doctrines	18	6	22	7	16
No, it should be forbidden	35	18	18	40	25
DK/NA	15	16	17	18	29

OCTOBER 2020

Nationwide Survey
Liberalism in Greece today

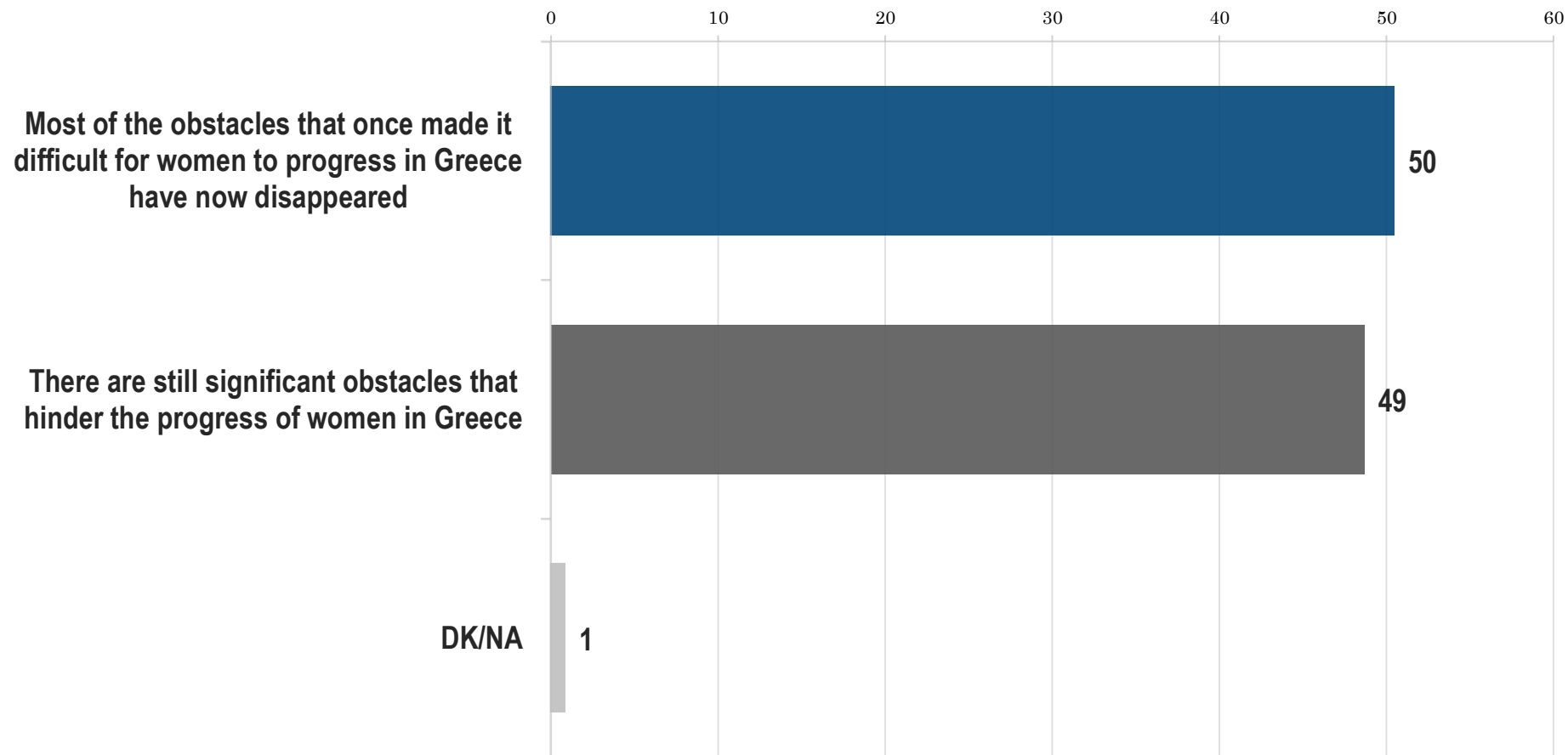


SECTION 6

Gender: Perceptions on women and homosexuality

VIEWS ON THE POSITION OF WOMEN IN SOCIETY

Which of the following views on the position of women in Greece today do you agree with the most?



VIEWS ON THE POSITION OF WOMEN IN SOCIETY

Which of the following views on the position of women in Greece today do you agree with the most?

Gender & Age

	Male	Female	17 - 34	35 - 44	45 - 54	55 - 64	65+
Most of the obstacles that once made it difficult for women to progress in Greece have now disappeared	63	38	42	49	57	54	53
There are still significant obstacles that hinder the progress of women in Greece	36	61	56	50	42	45	47

Area (NUTS 1)

	Attica	Northern Greece	Aegean & Crete	Central Greece
Most of the obstacles that once made it difficult for women to progress in Greece have now disappeared	47	51	53	53
There are still significant obstacles that hinder the progress of women in Greece	53	48	47	46

VIEWS ON THE POSITION OF WOMEN IN SOCIETY

Which of the following views on the position of women in Greece today do you agree with the most?

Education & Religiosity

	Up to secondary	Post-secondary	Master/Doctoral	Religion very + somewhat important	Religion a little + not important
Most of the obstacles that once made it difficult for women to progress in Greece have now disappeared	53	49	42	59	45
There are still significant obstacles that hinder the progress of women in Greece	46	50	58	40	54

Social class (self placement) & Family income (annual)

	Rural*	Working	Lower-middle	Middle	Upper*	Up to 12.000€	12.000-20.000€	20.000-30.000€	30.000€ and above
Most of the obstacles that once made it difficult for women to progress in Greece have now disappeared	56	33	49	58	53	44	51	55	55
There are still significant obstacles that hinder the progress of women in Greece	43	66	50	42	47	56	48	45	44

VIEWS ON THE POSITION OF WOMEN IN SOCIETY

Which of the following views on the position of women in Greece today do you agree with the most?

Occupation

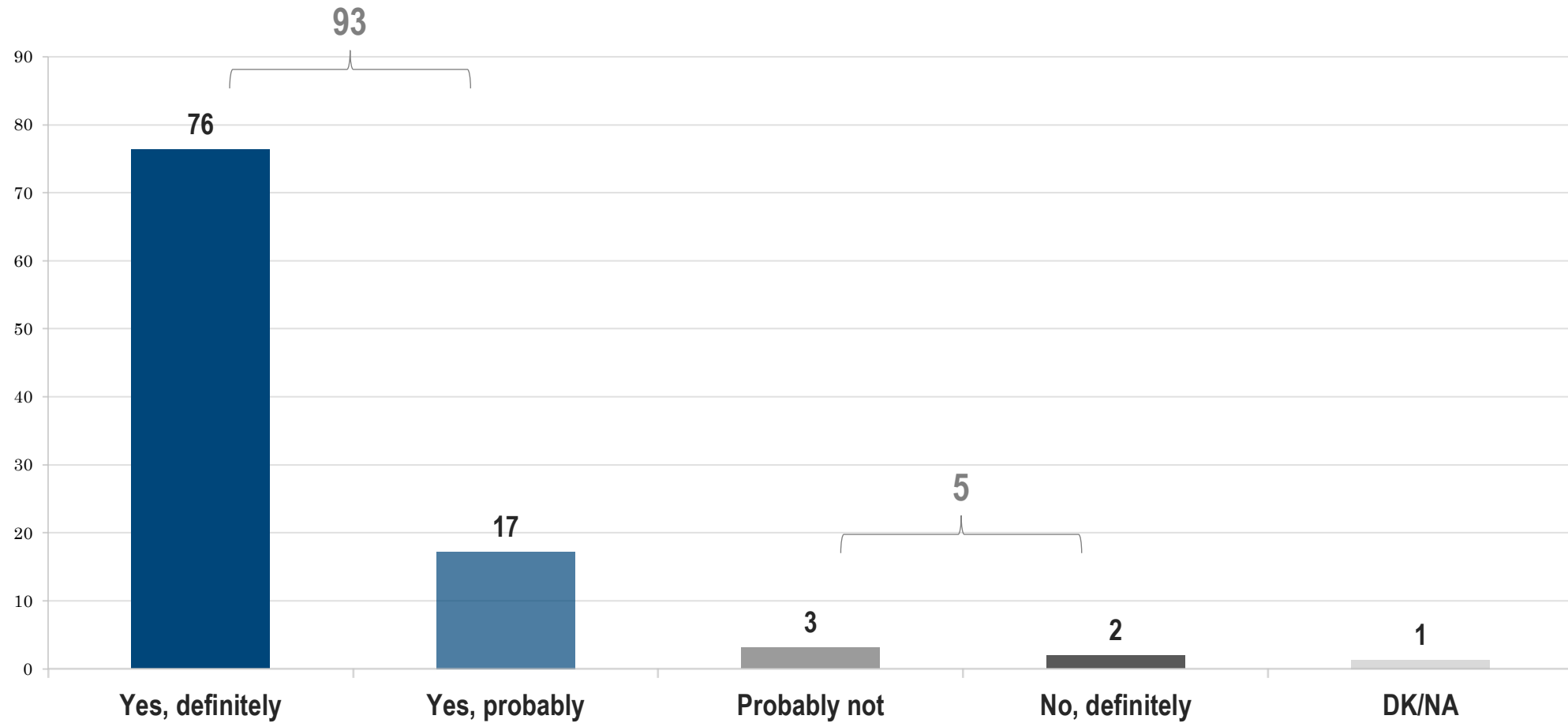
	Public servant	Private employee	Free lancer	Entrepreneur	Pensioner	Unemployed	Other
Most of the obstacles that once made it difficult for women to progress in Greece have now disappeared	52	48	55	63	52	36	51
There are still significant obstacles that hinder the progress of women in Greece	48	52	45	34	47	64	46

Party affiliation (vote in 2019 elections)

	ND	SYRIZA	KINAL	Smaller parties	Blank/invalid, didn't vote
Most of the obstacles that once made it difficult for women to progress in Greece have now disappeared	67	33	57	51	41
There are still significant obstacles that hinder the progress of women in Greece	33	66	43	48	59

SHOULD WOMEN EARN MORE THAN THEIR HUSBANDS?

In your opinion, is it acceptable for a woman to earn more money than her husband?



SHOULD WOMEN EARN MORE THAN THEIR HUSBANDS?

In your opinion, is it acceptable for a woman to earn more money than her husband?

Gender & Age							
	Male	Female	17 - 34	35 - 44	45 - 54	55 - 64	65+
Yes, definitely	75	78	79	76	78	76	73
Yes, probably	19	16	12	18	19	17	21
Probably not & No, definitely	5	6	7	6	2	5	5

Area (NUTS 1)				
	Attica	Northern Greece	Aegean & Crete	Central Greece
Yes, definitely	79	73	73	79
Yes, probably	18	19	18	14
Probably not & No, definitely	3	6	8	5

SHOULD WOMEN EARN MORE THAN THEIR HUSBANDS?

In your opinion, is it acceptable for a woman to earn more money than her husband?

Education & Religiosity

	Up to secondary	Post-secondary	Master/Doctoral	Religion very + somewhat important	Religion a little + not important
Yes, definitely	74	78	84	66	82
Yes, probably	19	16	13	23	14
Probably not & No, definitely	6	5	2	8	3

Social class (self placement) & Family income (annual)

	Rural*	Working	Lower- middle	Middle	Upper*	Up to 12.000€	12.000- 20.000€	20.000- 30.000€	30.000€ and above
Yes, definitely	72	77	76	77	83	73	76	75	84
Yes, probably	12	17	18	17	10	19	18	19	13
Probably not & No, definitely	16	6	5	5	7	6	6	5	3

SHOULD WOMEN EARN MORE THAN THEIR HUSBANDS?

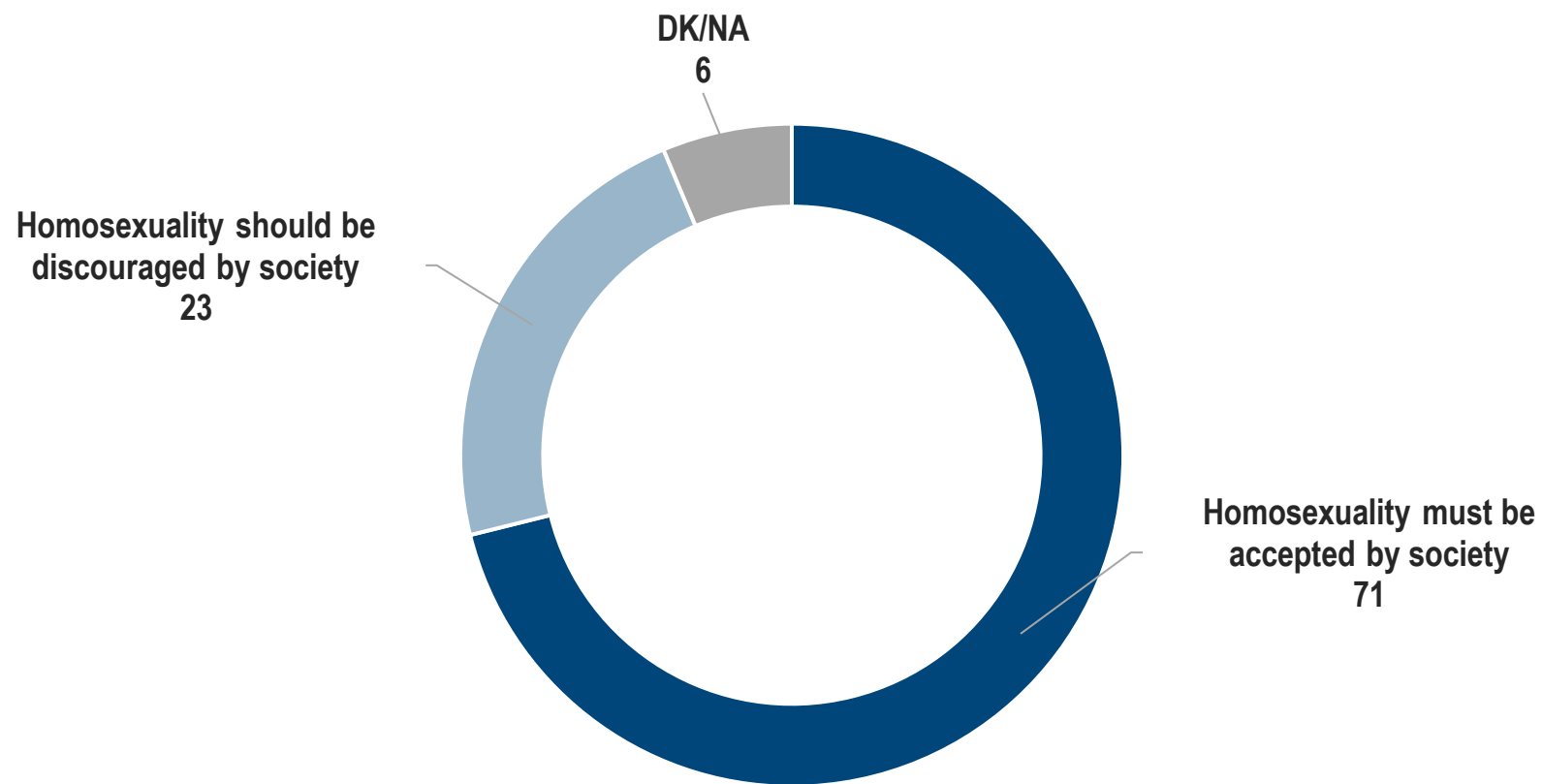
In your opinion, is it acceptable for a woman to earn more money than her husband?

Occupation	Public servant	Private employee	Free lancer	Entrepreneur	Pensioner	Unemployed	Other
Yes, definitely	78	77	76	76	72	77	81
Yes, probably	17	17	17	18	21	20	9
Probably not & No, definitely	3	5	5	3	6	3	8

Party affiliation (vote in 2019 elections)	ND	SYRIZA	KINAL	Smaller parties	Blank/invalid, didn't vote
Yes, definitely	74	82	67	77	78
Yes, probably	19	15	19	16	19
Probably not & No, definitely	6	3	12	4	3

STANCE ON HOMOSEXUALITY

Which of the two is closer to your views on homosexuality?



STANCE ON HOMOSEXUALITY

Which of the two is closer to your views on homosexuality?

Gender & Age							
	Male	Female	17 - 34	35 - 44	45 - 54	55 - 64	65+
Homosexuality must be accepted by society	67	75	76	73	69	74	65
Homosexuality should be discouraged by society	27	18	17	23	25	20	28
DK/NA	6	6	7	5	6	6	7

Area (NUTS 1)				
	Attica	Northern Greece	Aegean & Crete	Central Greece
Homosexuality must be accepted by society	73	72	69	69
Homosexuality should be discouraged by society	20	22	24	25
DK/NA	6	6	6	6

STANCE ON HOMOSEXUALITY

Which of the two is closer to your views on homosexuality?

Education & Religiosity

	Up to secondary	Post-secondary	Master/Doctoral	Religion very + somewhat important	Religion a little + not important
Homosexuality must be accepted by society	66	76	81	50	83
Homosexuality should be discouraged by society	27	19	16	42	11
DK/NA	7	6	4	8	5

Social class (self placement) & Family income (annual)

	Rural*	Working	Lower-middle	Middle	Upper*	Up to 12.000€	12.000-20.000€	20.000-30.000€	30.000€ and above
Homosexuality must be accepted by society	64	73	73	71	73	69	69	73	77
Homosexuality should be discouraged by society	36	22	22	22	27	23	25	21	18
DK/NA	0	5	5	7	0	8	6	5	4

STANCE ON HOMOSEXUALITY

Which of the two is closer to your views on homosexuality?

Occupation

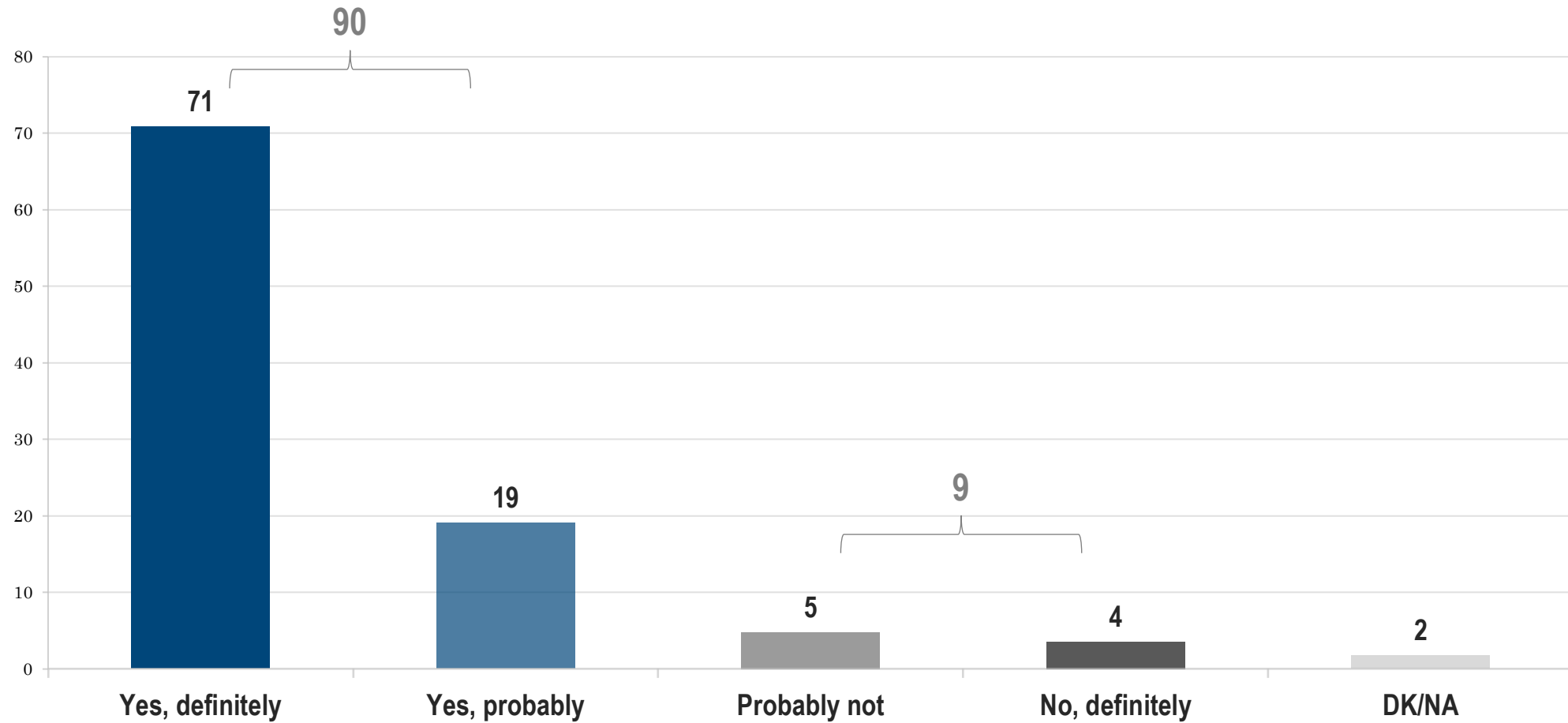
	Public servant	Private employee	Free lancer	Entrepreneur	Pensioner	Unemployed	Other
Homosexuality must be accepted by society	70	75	75	60	63	76	72
Homosexuality should be discouraged by society	23	19	20	34	30	21	19
DK/NA	8	6	5	6	7	3	9

Party affiliation (vote in 2019 elections)

	ND	SYRIZA	KINAL	Smaller parties	Blank/invalid, didn't vote
Homosexuality must be accepted by society	64	87	70	64	69
Homosexuality should be discouraged by society	29	9	24	31	18
DK/NA	7	3	6	5	13

SHOULD HOMOSEXUALS HAVE EQUAL RIGHTS?

More specifically, should homosexuals have equal rights with other citizens or not?



SHOULD HOMOSEXUALS HAVE EQUAL RIGHTS?

More specifically, should homosexuals have equal rights with other citizens or not?

Gender & Age

	Male	Female	17 - 34	35 - 44	45 - 54	55 - 64	65+
Yes, definitely	70	72	71	70	67	73	72
Yes, probably	20	19	15	18	23	20	20
Probably not	6	4	5	5	5	4	5
No, definitely	4	3	6	5	3	2	2

Area (NUTS 1)

	Attica	Northern Greece	Aegean & Crete	Central Greece
Yes, definitely	73	71	70	69
Yes, probably	19	21	21	16
Probably not	4	4	5	7
No, definitely	3	3	3	5

SHOULD HOMOSEXUALS HAVE EQUAL RIGHTS?

More specifically, should homosexuals have equal rights with other citizens or not?

Education & Religiosity

	Up to secondary	Post-secondary	Master/Doctoral	Religion very + somewhat important	Religion a little + not important
Yes, definitely	69	71	83	52	82
Yes, probably	22	18	11	28	14
Probably not	5	5	4	9	2
No, definitely	4	4	1	8	1

Social class (self placement) & Family income (annual)

	Rural*	Working	Lower-middle	Middle	Upper*	Up to 12.000€	12.000-20.000€	20.000-30.000€	30.000€ and above
Yes, definitely	60	69	70	74	68	70	66	75	75
Yes, probably	4	14	22	18	13	17	23	18	19
Probably not	13	8	3	5	13	4	7	5	2
No, definitely	23	5	3	2	6	5	2	1	4

SHOULD HOMOSEXUALS HAVE EQUAL RIGHTS?

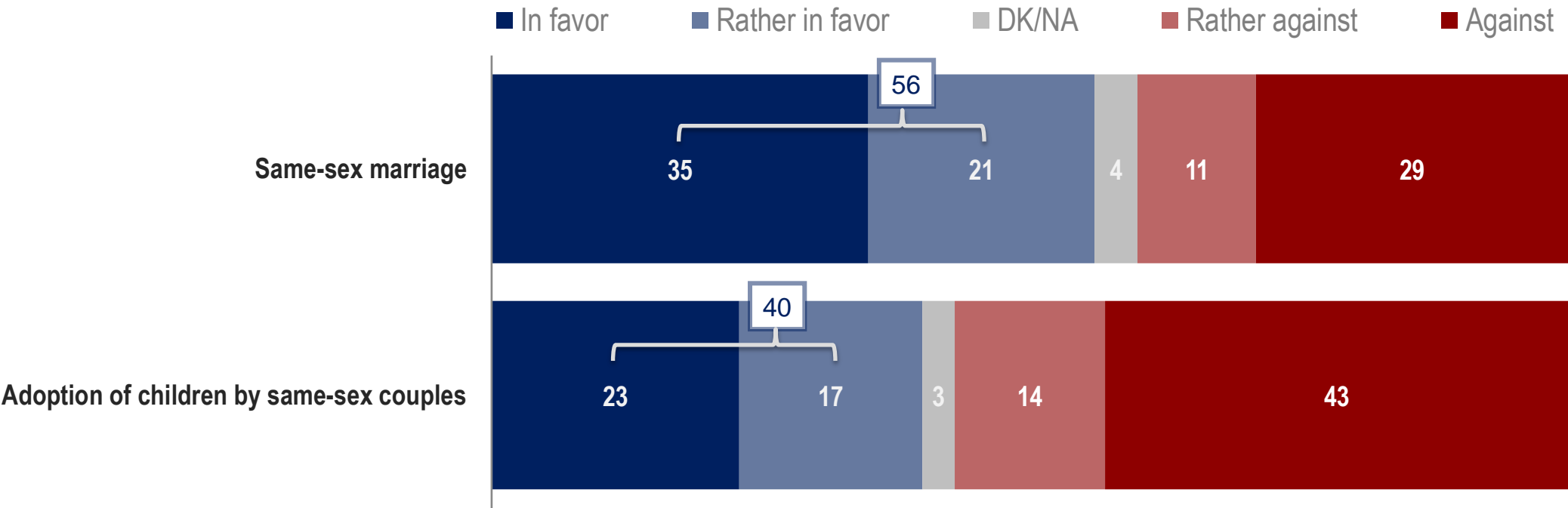
More specifically, should homosexuals have equal rights with other citizens or not?

Occupation	Public servant	Private employee	Free lancer	Entrepreneur	Pensioner	Unemployed	Other
Yes, definitely	73	70	76	61	72	63	70
Yes, probably	17	21	16	23	20	22	16
Probably not	5	4	3	11	6	6	5
No, definitely	4	4	3	2	2	2	8

Party affiliation (vote in 2019 elections)	ND	SYRIZA	KINAL	Smaller parties	Blank/invalid, didn't vote
Yes, definitely	67	85	68	63	69
Yes, probably	23	13	29	15	21
Probably not	7	1	1	8	6
No, definitely	3	1	1	11	1

STANCE ON ISSUES THAT CONCERN SAME-SEX COUPLES

Please tell me if you stand in favor or against on each of the following issues:



STANCE ON ISSUES THAT CONCERN SAME-SEX COUPLES

Please tell me if you stand in favor or against on each of the following issues:

Gender & Age

		Male	Female	17 - 34	35 - 44	45 - 54	55 - 64	65+
Same-sex marriage	In favor & Rather in favor	52	60	66	60	55	51	46
	Rather against & Against	44	36	29	37	42	45	51
Adoption of children by same-sex couples	In favor & Rather in favor	36	43	53	46	39	31	27
	Rather against & Against	61	54	43	50	60	67	69

Area (NUTS 1)

		Attica	Northern Greece	Aegean & Crete	Central Greece
Same-sex marriage	In favor & Rather in favor	60	55	49	54
	Rather against & Against	37	40	44	41
Adoption of children by same-sex couples	In favor & Rather in favor	44	40	37	35
	Rather against & Against	54	57	61	61

STANCE ON ISSUES THAT CONCERN SAME-SEX COUPLES

Please tell me if you stand in favor or against on each of the following issues:

Education & Religiosity

		Up to secondary	Post-secondary	Master/Doctoral	Religion very + somewhat important	Religion a little + not important
Same-sex marriage	In favor & Rather in favor	48	59	74	29	76
	Rather against & Against	47	36	25	67	21
Adoption of children by same-sex couples	In favor & Rather in favor	35	42	51	17	52
	Rather against & Against	62	54	48	81	44

Social class (self placement) & Family income (annual)

		Rural*	Working	Lower-middle	Middle	Upper*	Up to 12.000€	12.000- 20.000€	20.000- 30.000€	30.000€ and above
Same-sex marriage	In favor & Rather in favor	44	63	57	54	53	57	53	58	59
	Rather against & Against	56	34	38	41	47	40	41	39	38
Adoption of children by same-sex couples	In favor & Rather in favor	31	48	41	37	35	42	40	36	41
	Rather against & Against	69	49	57	59	63	56	57	61	55

STANCE ON ISSUES THAT CONCERN SAME-SEX COUPLES

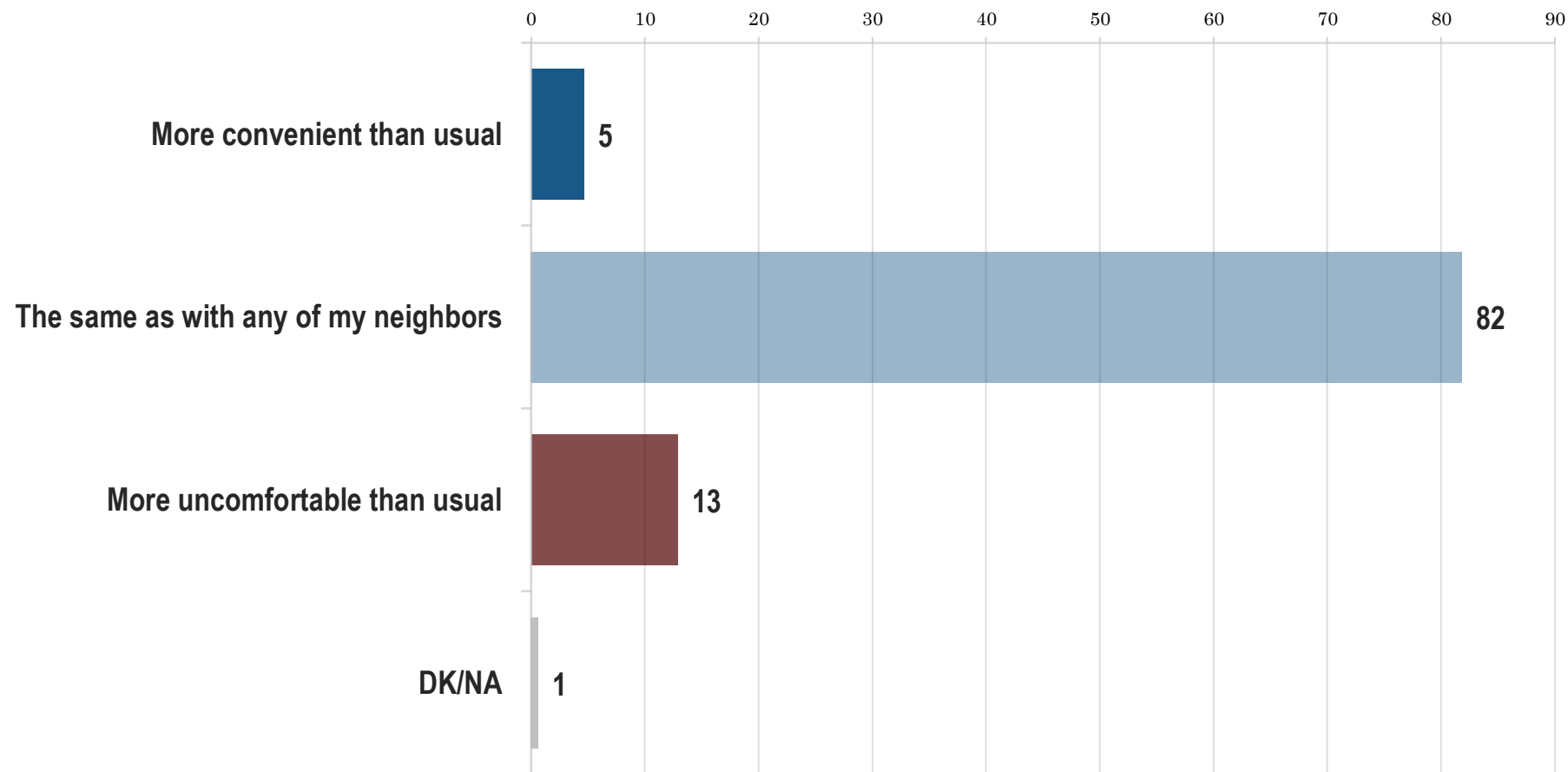
Please tell me if you stand in favor or against on each of the following issues:

Occupation								
		Public servant	Private employee	Free lancer	Entrepreneur	Pensioner	Unemployed	Other
Same-sex marriage	In favor & Rather in favor	56	60	58	41	47	56	63
	Rather against & Against	40	37	37	50	47	41	31
Adoption of children by same-sex couples	In favor & Rather in favor	38	44	41	27	32	40	45
	Rather against & Against	59	54	55	67	64	57	52

Party affiliation (vote in 2019 elections)						
		ND	SYRIZA	KINAL	Smaller parties	Blank/invalid, didn't vote
Same-sex marriage	In favor & Rather in favor	41	78	51	52	56
	Rather against & Against	56	20	45	42	37
Adoption of children by same-sex couples	In favor & Rather in favor	27	62	32	35	36
	Rather against & Against	71	35	64	62	58

HOW WOULD PEOPLE REACT IF A HOMOSEXUAL WERE TO MOVE IN NEXT DOOR

How would you feel if a gay man or woman moved into the house/apartment next door?



HOW WOULD PEOPLE REACT IF A HOMOSEXUAL WERE TO MOVE IN NEXT DOOR

How would you feel if a gay man or woman moved into the house/apartment next door?

Gender & Age

	Male	Female	17 - 34	35 - 44	45 - 54	55 - 64	65+
More convenient than usual	4	5	9	6	3	3	2
The same as with any of my neighbors	80	84	77	80	82	85	86
More uncomfortable than usual	16	10	12	14	14	12	12

Area (NUTS 1)

	Attica	Northern Greece	Aegean & Crete	Central Greece
More convenient than usual	4	8	3	3
The same as with any of my neighbors	83	80	82	83
More uncomfortable than usual	13	11	15	14

HOW WOULD PEOPLE REACT IF A HOMOSEXUAL WERE TO MOVE IN NEXT DOOR

How would you feel if a gay man or woman moved into the house/apartment next door?

Education & Religiosity

	Up to secondary	Post-secondary	Master/Doctoral	Religion very + somewhat important	Religion a little + not important
More convenient than usual	3	6	7	2	6
The same as with any of my neighbors	83	81	83	72	87
More uncomfortable than usual	14	12	9	25	6

Social class (self placement) & Family income (annual)

	Rural*	Working	Lower-middle	Middle	Upper*	Up to 12.000€	12.000-20.000€	20.000-30.000€	30.000€ and above
More convenient than usual	5	7	6	3	5	6	5	3	5
The same as with any of my neighbors	78	83	82	83	76	80	82	85	83
More uncomfortable than usual	17	9	13	13	19	13	13	12	12

HOW WOULD PEOPLE REACT IF A HOMOSEXUAL WERE TO MOVE IN NEXT DOOR

How would you feel if a gay man or woman moved into the house/apartment next door?

Occupation

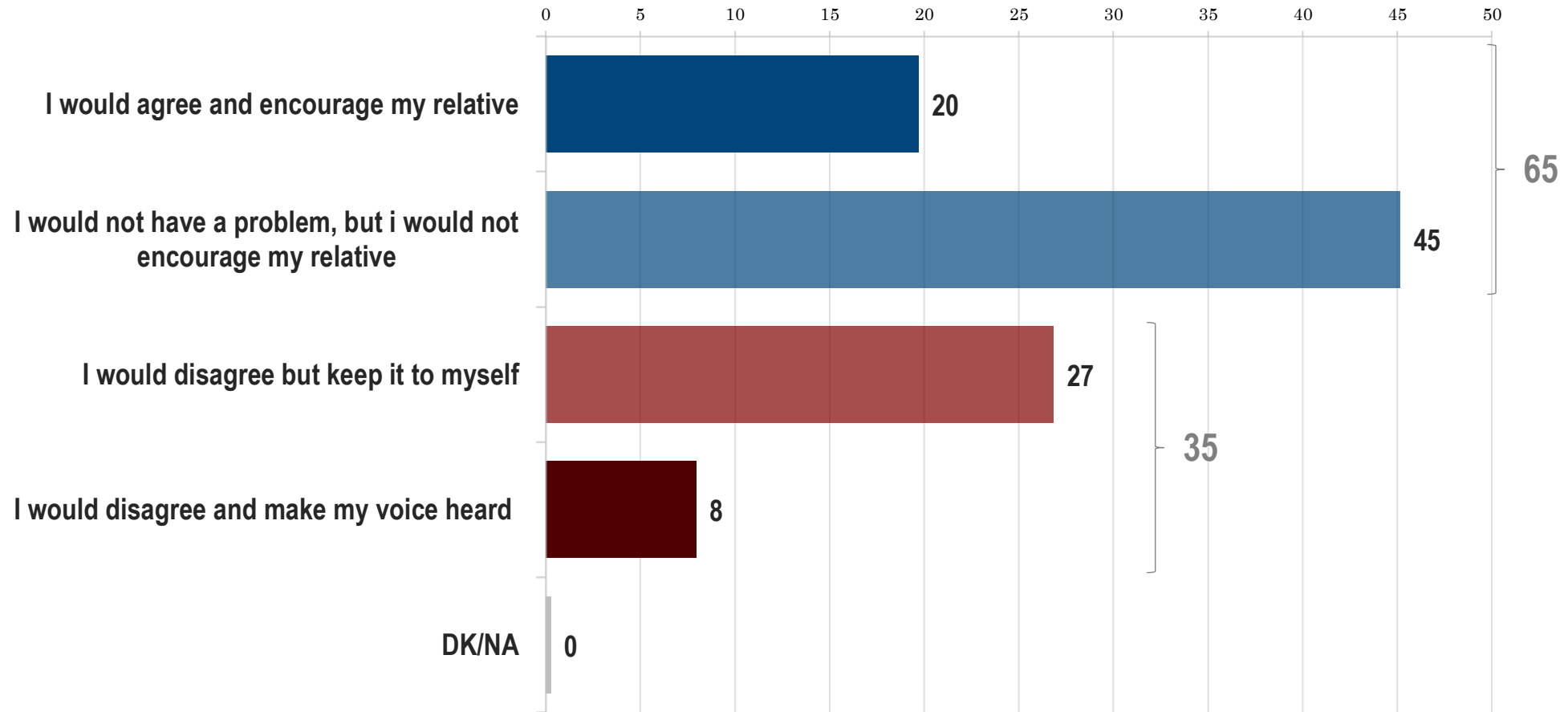
	Public servant	Private employee	Free lancer	Entrepreneur	Pensioner	Unemployed	Other
More convenient than usual	3	5	6	3	1	8	8
The same as with any of my neighbors	82	83	82	77	85	76	78
More uncomfortable than usual	14	12	11	17	13	15	14

Party affiliation (vote in 2019 elections)

	ND	SYRIZA	KINAL	Smaller parties	Blank/invalid, didn't vote
More convenient than usual	2	8	4	4	5
The same as with any of my neighbors	82	86	83	75	84
More uncomfortable than usual	15	6	11	20	12

HOW WOULD PEOPLE REACT IF SOMEONE IN THEIR FAMILY HAD A HOMOSEXUAL RELATIONSHIP

How would you react if someone in your family had a homosexual relationship?



HOW WOULD PEOPLE REACT IF SOMEONE IN THEIR FAMILY HAD A HOMOSEXUAL RELATIONSHIP

How would you react if someone in your family had a homosexual relationship?

Gender & Age

	Male	Female	17 - 34	35 - 44	45 - 54	55 - 64	65+
I would agree and encourage my relative	15	24	35	20	18	14	9
I would not have a problem, but i would not encourage my relative	46	45	37	47	47	49	47
I would disagree but keep it to myself	29	25	19	24	26	28	36
I would disagree and make my voice heard	10	6	7	8	9	8	7

Area (NUTS 1)

	Attica	Northern Greece	Aegean & Crete	Central Greece
I would agree and encourage my relative	20	24	18	16
I would not have a problem, but i would not encourage my relative	47	43	41	47
I would disagree but keep it to myself	26	28	30	25
I would disagree and make my voice heard	7	5	10	12

HOW WOULD PEOPLE REACT IF SOMEONE IN THEIR FAMILY HAD A HOMOSEXUAL RELATIONSHIP

How would you react if someone in your family had a homosexual relationship?

Education & Religiosity

	Up to secondary	Post-secondary	Master/Doctoral	Religion very + somewhat important	Religion a little + not important
I would agree and encourage my relative	14	24	31	7	27
I would not have a problem, but i would not encourage my relative	45	45	42	39	49
I would disagree but keep it to myself	33	21	19	38	20
I would disagree and make my voice heard	7	9	7	15	4

Social class (self placement) & Family income (annual)

	Rural*	Working	Lower-middle	Middle	Upper*	Up to 12.000€	12.000-20.000€	20.000-30.000€	30.000€ and above
I would agree and encourage my relative	21	26	21	15	16	25	22	17	14
I would not have a problem, but i would not encourage my relative	25	42	46	47	45	44	42	47	52
I would disagree but keep it to myself	41	23	25	30	29	24	29	26	28
I would disagree and make my voice heard	12	7	7	7	10	8	7	10	6

HOW WOULD PEOPLE REACT IF SOMEONE IN THEIR FAMILY HAD A HOMOSEXUAL RELATIONSHIP

How would you react if someone in your family had a homosexual relationship?

Occupation

	Public servant	Private employee	Free lancer	Entrepreneur	Pensioner	Unemployed	Other
I would agree and encourage my relative	15	23	20	13	9	33	28
I would not have a problem, but i would not encourage my relative	48	47	47	48	49	35	36
I would disagree but keep it to myself	27	21	28	27	35	23	27
I would disagree and make my voice heard	11	8	5	10	8	8	9

Party affiliation (vote in 2019 elections)

	ND	SYRIZA	KINAL	Smaller parties	Blank/invalid, didn't vote
I would agree and encourage my relative	11	32	15	19	23
I would not have a problem, but i would not encourage my relative	46	48	45	42	44
I would disagree but keep it to myself	34	16	32	27	29
I would disagree and make my voice heard	10	3	9	12	4

OCTOBER 2020

Nationwide Survey
Liberalism in Greece today



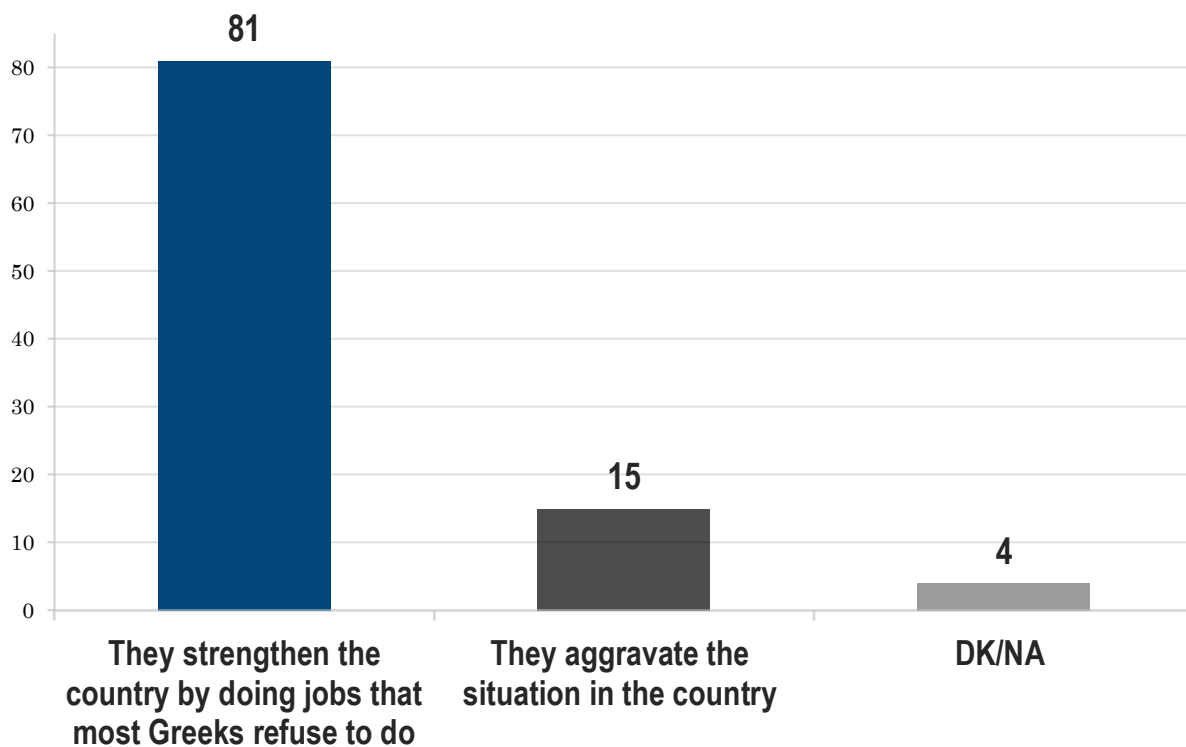
SECTION 7

Immigration: Discrimination

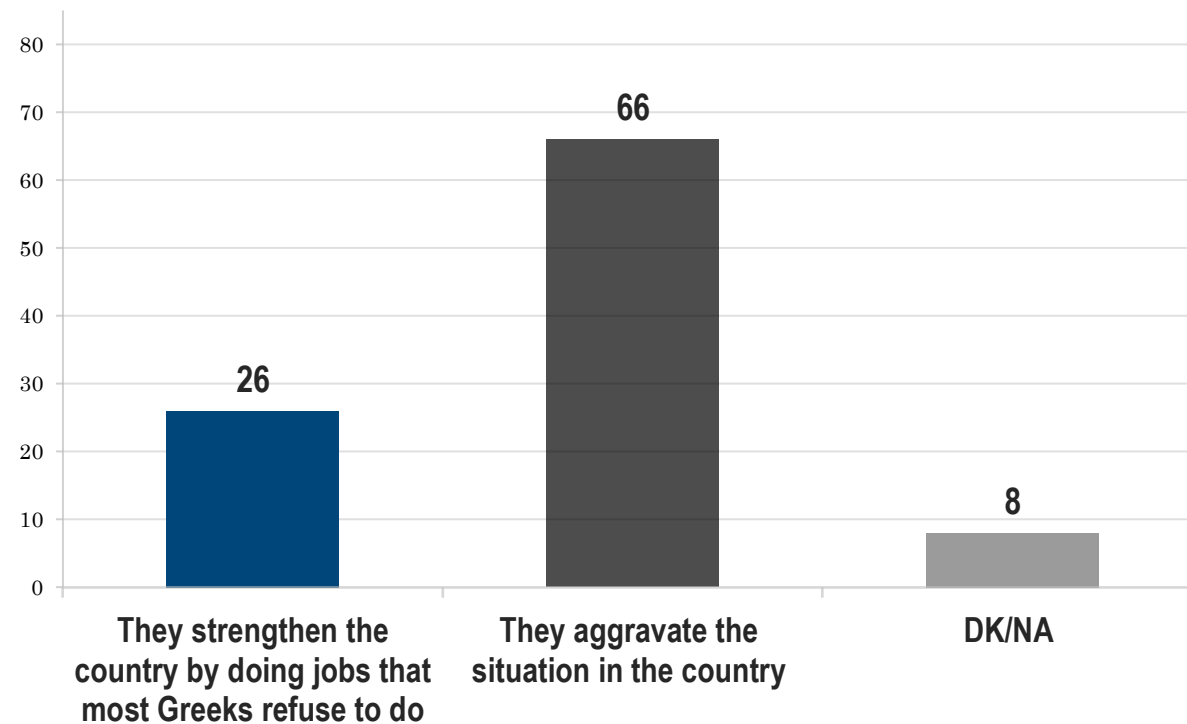
VIEWS ON IMMIGRANTS ARRIVING IN THE 1990's AND THE 2010's

What is your opinion about the immigrants who have moved to Greece since 1990? More specifically, what is your opinion about...:

The immigrants of the 1990's



The immigrants of the 2010's



VIEWS ON IMMIGRANTS ARRIVING IN THE 1990's AND THE 2010's

What is your opinion about the immigrants who have moved to Greece since 1990? More specifically, what is your opinion about....:

Gender & Age

		Male	Female	17 - 34	35 - 44	45 - 54	55 - 64	65+
The immigrants of the 1990's	They strengthen the country by doing jobs that most Greeks refuse to do	84	78	76	79	78	86	88
	They aggravate the situation in the country	14	16	15	19	19	10	11
	DK/NA	2	6	10	3	4	4	1
The immigrants of the 2010's	They strengthen the country by doing jobs that most Greeks refuse to do	27	25	31	25	27	28	22
	They aggravate the situation in the country	66	66	55	68	68	68	71
	DK/NA	7	9	14	7	5	4	7

Area (NUTS 1)

		Attica	Northern Greece	Aegean & Crete	Central Greece
The immigrants of the 1990's	They strengthen the country by doing jobs that most Greeks refuse to do	81	77	84	84
	They aggravate the situation in the country	15	17	12	13
	DK/NA	4	6	4	3
The immigrants of the 2010's	They strengthen the country by doing jobs that most Greeks refuse to do	26	28	31	23
	They aggravate the situation in the country	68	63	65	66
	DK/NA	5	9	5	11

VIEWS ON IMMIGRANTS ARRIVING IN THE 1990's AND THE 2010's

What is your opinion about the immigrants who have moved to Greece since 1990? More specifically, what is your opinion about....:

Education & Religiosity

		Up to secondary	Post-secondary	Master/Doctoral	Religion very + somewhat important	Religion a little + not important
The immigrants of the 1990's	They strengthen the country by doing jobs that most Greeks refuse to do	82	78	90	70	87
	They aggravate the situation in the country	14	17	10	25	9
	DK/NA	4	5	0	5	4
The immigrants of the 2010's	They strengthen the country by doing jobs that most Greeks refuse to do	25	27	34	10	36
	They aggravate the situation in the country	69	64	54	85	55
	DK/NA	6	9	12	5	10

Social class (self placement) & Family income (annual)

		Rural*	Working	Lower-middle	Middle	Upper*	Up to 12.000€	12.000-20.000€	20.000-30.000€	30.000€ and above
The immigrants of the 1990's	They strengthen the country by doing jobs that most Greeks refuse to do	63	72	82	85	81	72	83	88	85
	They aggravate the situation in the country	29	20	13	12	17	21	13	10	12
	DK/NA	8	8	4	3	3	7	4	2	3
The immigrants of the 2010's	They strengthen the country by doing jobs that most Greeks refuse to do	27	37	28	22	26	27	27	27	28
	They aggravate the situation in the country	61	49	64	73	71	64	64	67	68
	DK/NA	11	14	8	6	3	10	9	6	4

VIEWS ON IMMIGRANTS ARRIVING IN THE 1990's AND THE 2010's

What is your opinion about the immigrants who have moved to Greece since 1990? More specifically, what is your opinion about....:

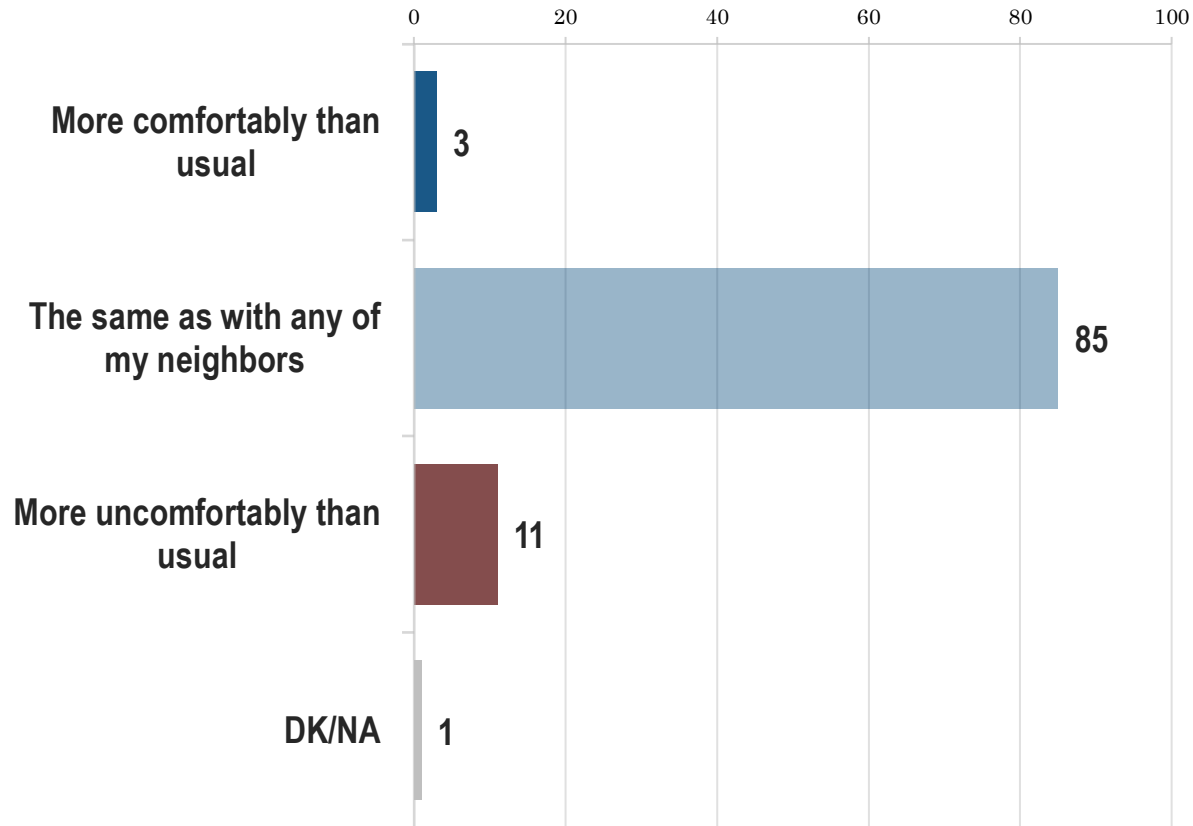
Occupation								
		Public servant	Private employee	Free lancer	Entrepreneur	Pensioner	Unemployed	Other
The immigrants of the 1990's	They strengthen the country by doing jobs that most Greeks refuse to do	83	77	84	78	90	71	77
	They aggravate the situation in the country	17	17	14	17	9	20	13
	DK/NA	1	6	3	4	1	10	10
The immigrants of the 2010's	They strengthen the country by doing jobs that most Greeks refuse to do	29	27	31	14	21	29	27
	They aggravate the situation in the country	63	65	61	84	73	60	63
	DK/NA	8	8	7	2	6	11	10

Party affiliation (vote in 2019 elections)						
		ND	SYRIZA	KINAL	Smaller parties	Blank/invalid, didn't vote
The immigrants of the 1990's	They strengthen the country by doing jobs that most Greeks refuse to do	83	85	93	69	77
	They aggravate the situation in the country	13	11	5	26	18
	DK/NA	4	4	2	6	5
The immigrants of the 2010's	They strengthen the country by doing jobs that most Greeks refuse to do	10	54	23	22	15
	They aggravate the situation in the country	88	34	68	68	73
	DK/NA	2	12	9	10	12

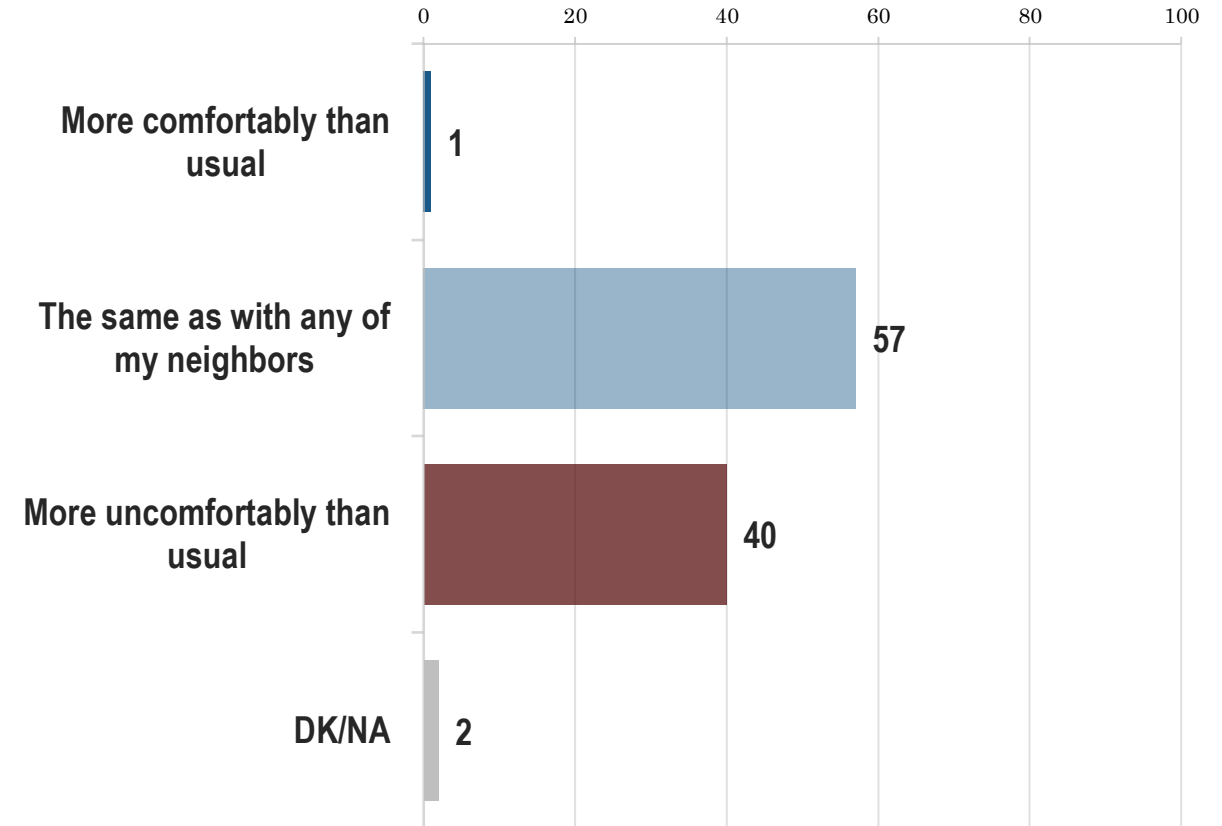
HOW WOULD PEOPLE REACT IF A FAMILY OF IMMIGRANTS/REFUGEES WERE TO MOVE IN NEXT DOOR

And how would you feel if a [...] moved to the next house/apartment?

Christian family of refugees or immigrants



Muslim family of refugees or immigrants



HOW WOULD PEOPLE REACT IF A FAMILY OF IMMIGRANTS/REFUGEES WERE TO MOVE IN NEXT DOOR

And how would you feel if a [...] moved to the next house/apartment?

Gender & Age

		Male	Female	17 - 34	35 - 44	45 - 54	55 - 64	65+
<u>Christian</u> family of refugees or immigrants	More comfortably than usual	3	3	4	4	3	1	3
	The same as with any of my neighbors	88	82	84	81	82	89	89
	More uncomfortably than usual	9	13	11	14	14	9	8
<u>Muslim</u> family of refugees or immigrants	More comfortably than usual	1	2	4	0	2	0	1
	The same as with any of my neighbors	58	57	61	55	51	61	58
	More uncomfortably than usual	40	40	34	44	45	38	41

Area (NUTS 1)

		Attica	Northern Greece	Aegean & Crete	Central Greece
<u>Christian</u> family of refugees or immigrants	More comfortably than usual	2	4	1	3
	The same as with any of my neighbors	87	83	88	84
	More uncomfortably than usual	9	12	11	11
<u>Muslim</u> family of refugees or immigrants	More comfortably than usual	1	3	0	1
	The same as with any of my neighbors	59	55	58	57
	More uncomfortably than usual	38	42	42	40

HOW WOULD PEOPLE REACT IF A FAMILY OF IMMIGRANTS/REFUGEES WERE TO MOVE IN NEXT DOOR

And how would you feel if a [...] moved to the next house/apartment?

Education & Religiosity

		Up to secondary	Post-secondary	Master/Doctoral	Religion very + somewhat important	Religion a little + not important
<u>Christian</u> family of refugees or immigrants	More comfortably than usual	3	2	7	4	2
	The same as with any of my neighbors	87	84	80	78	89
	More uncomfortably than usual	10	12	12	16	8
<u>Muslim</u> family of refugees or immigrants	More comfortably than usual	1	1	4	0	2
	The same as with any of my neighbors	58	57	52	37	69
	More uncomfortably than usual	40	39	43	62	28

Social class (self placement) & Family income (annual)

		Rural*	Working	Lower-middle	Middle	Upper*	Up to 12.000€	12.000-20.000€	20.000-30.000€	30.000€ and above
<u>Christian</u> family of refugees or immigrants	More comfortably than usual	2	4	2	3	9	3	3	3	5
	The same as with any of my neighbors	75	86	86	87	69	83	87	86	87
	More uncomfortably than usual	22	10	10	9	22	14	10	9	8
<u>Muslim</u> family of refugees or immigrants	More comfortably than usual	2	1	1	1	3	1	1	1	4
	The same as with any of my neighbors	38	73	61	52	45	60	60	58	54
	More uncomfortably than usual	56	25	37	46	53	39	38	40	42

HOW WOULD PEOPLE REACT IF A FAMILY OF IMMIGRANTS/REFUGEES WERE TO MOVE IN NEXT DOOR

And how would you feel if a [...] moved to the next house/apartment?

Occupation

		Public servant	Private employee	Free lancer	Entrepreneur	Pensioner	Unemployed	Other
<u>Christian</u> family of refugees or immigrants	More comfortably than usual	3	3	3	4	2	3	4
	The same as with any of my neighbors	85	81	84	84	91	87	84
	More uncomfortably than usual	9	14	13	10	6	8	13
<u>Muslim</u> family of refugees or immigrants	More comfortably than usual	1	1	2	0	0	2	4
	The same as with any of my neighbors	57	62	55	49	57	60	55
	More uncomfortably than usual	41	36	43	46	42	36	40

Party affiliation (vote in 2019 elections)

		ND	SYRIZA	KINAL	Smaller parties	Blank/invalid, didn't vote
<u>Christian</u> family of refugees or immigrants	More comfortably than usual	4	3	2	4	1
	The same as with any of my neighbors	81	91	90	83	85
	More uncomfortably than usual	14	5	6	13	14
<u>Muslim</u> family of refugees or immigrants	More comfortably than usual	0	2	2	4	0
	The same as with any of my neighbors	42	80	54	53	65
	More uncomfortably than usual	57	17	44	43	35

OCTOBER 2020

Nationwide Survey
Liberalism in Greece today

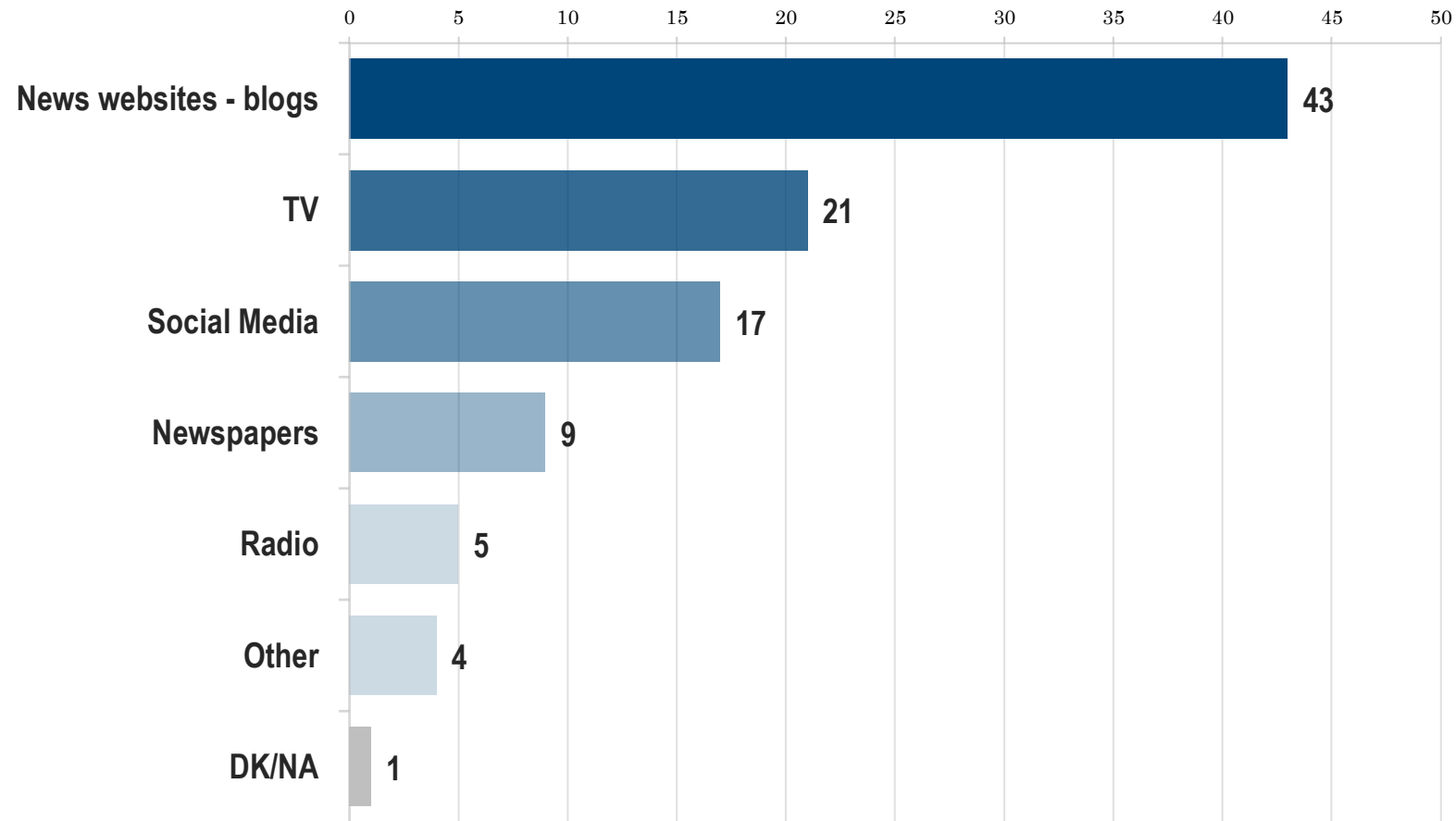


SECTION 8

Mass Media: Freedom of the press & fake news

MAIN NEWS SOURCE

Which media do you mostly prefer for news?



MAIN NEWS SOURCE

Which media do you mostly prefer for news?

Gender & Age

	Male	Female	17 - 34	35 - 44	45 - 54	55 - 64	65+
News websites - blogs	47	39	52	50	47	40	26
TV	17	25	12	16	18	24	36
Social Media	18	17	21	19	17	15	12
Newspapers	8	9	5	6	8	9	16
Radio	6	5	4	5	4	6	6

Area (NUTS 1)

	Attica	Northern Greece	Aegean & Crete	Central Greece
News websites - blogs	48	42	42	40
TV	20	21	24	21
Social Media	17	16	17	17
Newspapers	7	8	9	11
Radio	5	5	3	7

MAIN NEWS SOURCE

Which media do you mostly prefer for news?

Education & Religiosity

	Up to secondary	Post-secondary	Master/Doctoral	Religion very + somewhat important	Religion a little + not important
News websites - blogs	39	46	50	39	47
TV	26	18	9	27	16
Social Media	15	19	22	15	19
Newspapers	9	7	13	7	10
Radio	5	6	2	6	4

Social class (self placement) & Family income (annual)

	Rural*	Working	Lower-middle	Middle	Upper*	Up to 12.000€	12.000-20.000€	20.000-30.000€	30.000€ and above
News websites - blogs	45	48	45	38	54	42	45	41	45
TV	29	14	21	25	14	20	21	25	17
Social Media	11	20	18	16	7	22	17	13	14
Newspapers	6	8	8	11	15	6	9	10	12
Radio	3	6	4	7	4	5	4	6	8

MAIN NEWS SOURCE

Which media do you mostly prefer for news?

Occupation


	Public servant	Private employee	Free lancer	Entrepreneur	Pensioner	Unemployed	Other
News websites - blogs	46	47	40	52	32	53	38
TV	18	18	17	17	34	15	25
Social Media	19	17	21	13	11	20	13
Newspapers	9	5	9	3	13	7	13
Radio	4	6	8	10	7	1	4

Party affiliation (vote in 2019 elections)

	ND	SYRIZA	KINAL	Smaller parties	Blank/invalid, didn't vote
News websites - blogs	34	52	35	45	49
TV	33	10	32	12	17
Social Media	13	24	12	17	16
Newspapers	11	6	14	10	6
Radio	5	3	4	9	5

SHOULD OPINIONS GENERALLY REGARDED AS WRONG OR INAPPROPRIATE BE BANNED FROM BEING PUBLISHED

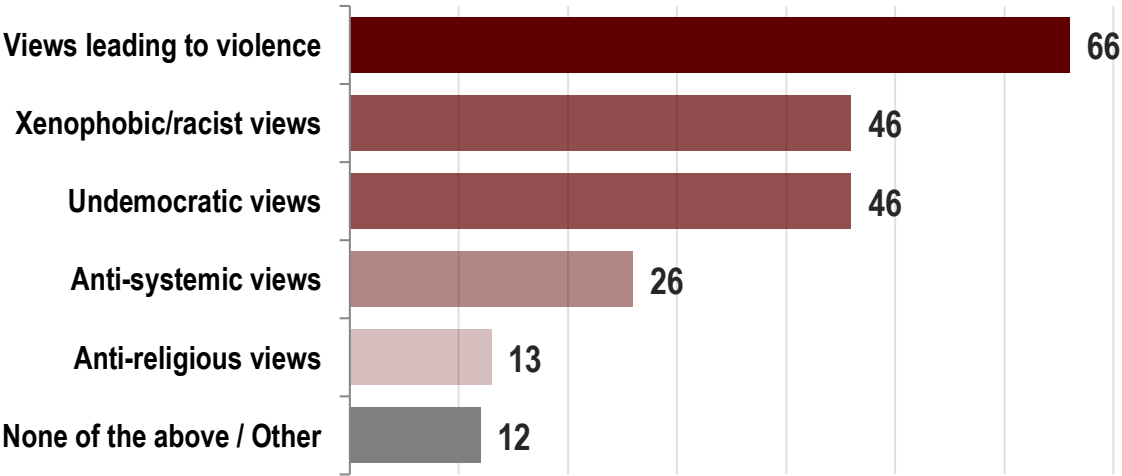
Should some opinions that are generally regarded as wrong or inappropriate be banned from being published?



WHOEVER ANSWERED "YES, DEFINITELY or "YES,PROBABLY": 52%

Which kind of opinions should be banned?

MULTIPLE ANSWERS



SHOULD OPINIONS GENERALLY REGARDED AS WRONG OR INAPPROPRIATE BE BANNED FROM BEING PUBLISHED

Should some opinions that are generally regarded as wrong or inappropriate be banned from being published?

Gender & Age

	Male	Female	17 - 34	35 - 44	45 - 54	55 - 64	65+
Yes, definitely	27	26	24	28	21	26	32
Yes, probably	27	25	23	25	25	31	26
Probably not	26	29	28	26	33	22	26
No, definitely	18	17	20	18	19	16	15

Area (NUTS 1)

	Attica	Northern Greece	Aegean & Crete	Central Greece
Yes, definitely	23	25	38	26
Yes, probably	30	25	24	23
Probably not	27	27	19	31
No, definitely	18	19	17	15

SHOULD OPINIONS GENERALLY REGARDED AS WRONG OR INAPPROPRIATE BE BANNED FROM BEING PUBLISHED

Should some opinions that are generally regarded as wrong or inappropriate be banned from being published?

Education & Religiosity

	Up to secondary	Post-secondary	Master/Doctoral	Religion very + somewhat important	Religion a little + not important
Yes, definitely	28	25	20	32	23
Yes, probably	25	26	30	24	27
Probably not	29	26	28	23	30
No, definitely	16	19	17	18	17

Social class (self placement) & Family income (annual)

	Rural*	Working	Lower-middle	Middle	Upper*	Up to 12.000€	12.000-20.000€	20.000-30.000€	30.000€ and above
Yes, definitely	34	13	26	30	29	26	27	26	25
Yes, probably	7	18	28	27	31	19	28	34	23
Probably not	37	30	28	27	25	28	27	24	32
No, definitely	21	33	16	14	13	23	15	14	17

SHOULD OPINIONS GENERALLY REGARDED AS WRONG OR INAPPROPRIATE BE BANNED FROM BEING PUBLISHED

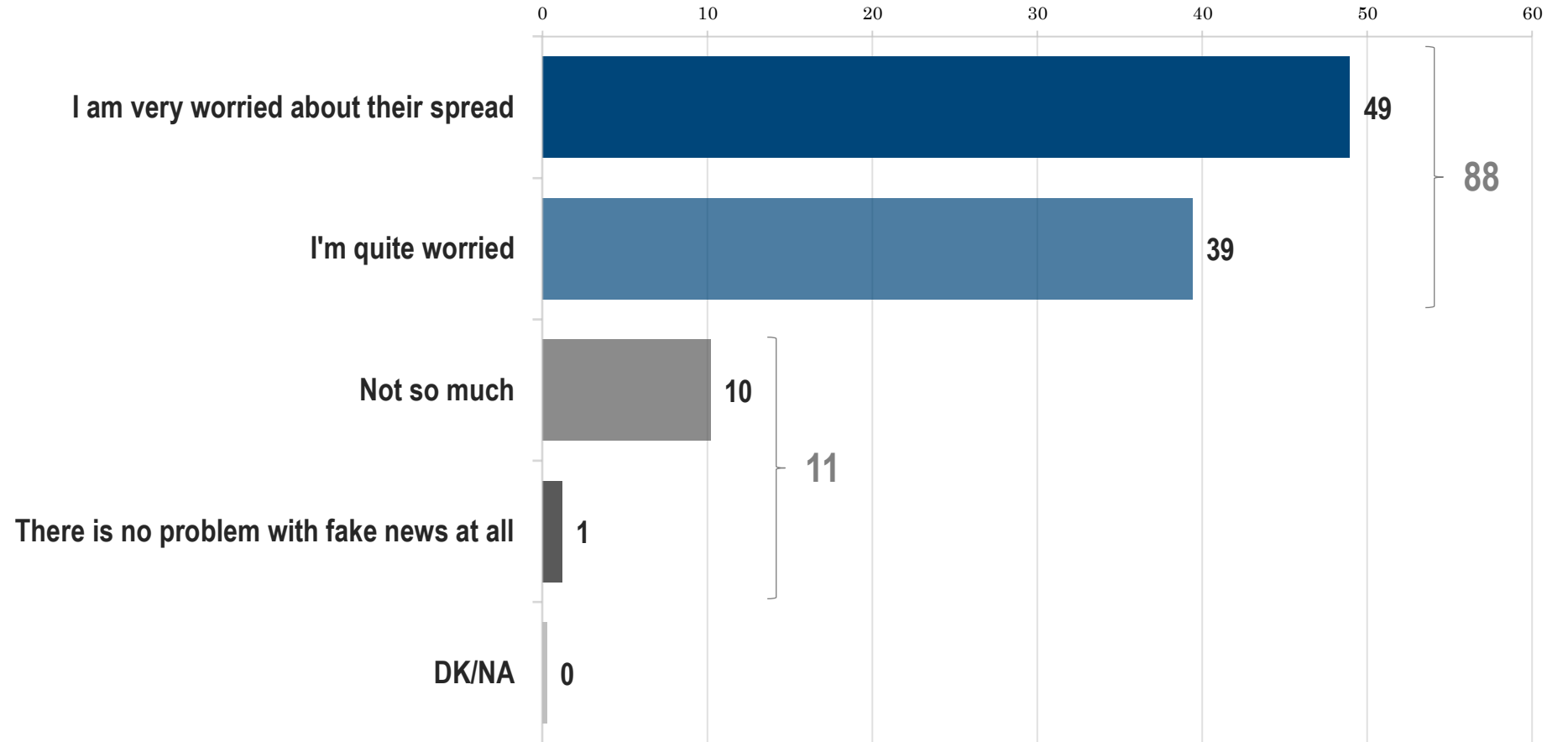
Should some opinions that are generally regarded as wrong or inappropriate be banned from being published?

Occupation	Public servant	Private employee	Free lancer	Entrepreneur	Pensioner	Unemployed	Other
Yes, definitely	23	22	20	30	34	28	32
Yes, probably	26	27	29	19	29	17	22
Probably not	26	26	29	33	26	32	28
No, definitely	22	21	19	15	11	15	14

Party affiliation (vote in 2019 elections)	ND	SYRIZA	KINAL	Smaller parties	Blank/invalid, didn't vote
Yes, definitely	38	18	33	19	21
Yes, probably	30	29	23	16	20
Probably not	24	28	30	33	31
No, definitely	8	22	11	26	28

CONCERN OVER THE “FAKE NEWS” PHENOMENON

Are you worried about the fake news phenomenon or do you think it is not a problem?



CONCERN OVER THE “FAKE NEWS” PHENOMENON

Are you worried about the fake news phenomenon or do you think it is not a problem?

Gender & Age

	Male	Female	17 - 34	35 - 44	45 - 54	55 - 64	65+
I am very worried about their spread	52	46	52	50	45	53	46
I'm quite worried	37	41	33	38	45	38	43
Not so much	9	11	13	11	8	8	10

Area (NUTS 1)

	Attica	Northern Greece	Aegean & Crete	Central Greece
I am very worried about their spread	46	49	51	51
I'm quite worried	39	40	44	37
Not so much	13	9	4	11

CONCERN OVER THE “FAKE NEWS” PHENOMENON

Are you worried about the fake news phenomenon or do you think it is not a problem?

Education & Religiosity

	Up to secondary	Post-secondary	Master/Doctoral	Religion very + somewhat important	Religion a little + not important
I am very worried about their spread	48	50	51	45	51
I'm quite worried	39	40	42	41	38
Not so much	12	9	5	12	9

Social class (self placement) & Family income (annual)

	Rural*	Working	Lower-middle	Middle	Upper*	Up to 12.000€	12.000-20.000€	20.000-30.000€	30.000€ and above
I am very worried about their spread	41	49	48	50	39	49	53	49	42
I'm quite worried	27	34	42	39	45	38	37	44	44
Not so much	16	14	9	10	16	12	9	7	10

CONCERN OVER THE “FAKE NEWS” PHENOMENON

Are you worried about the fake news phenomenon or do you think it is not a problem?

Occupation

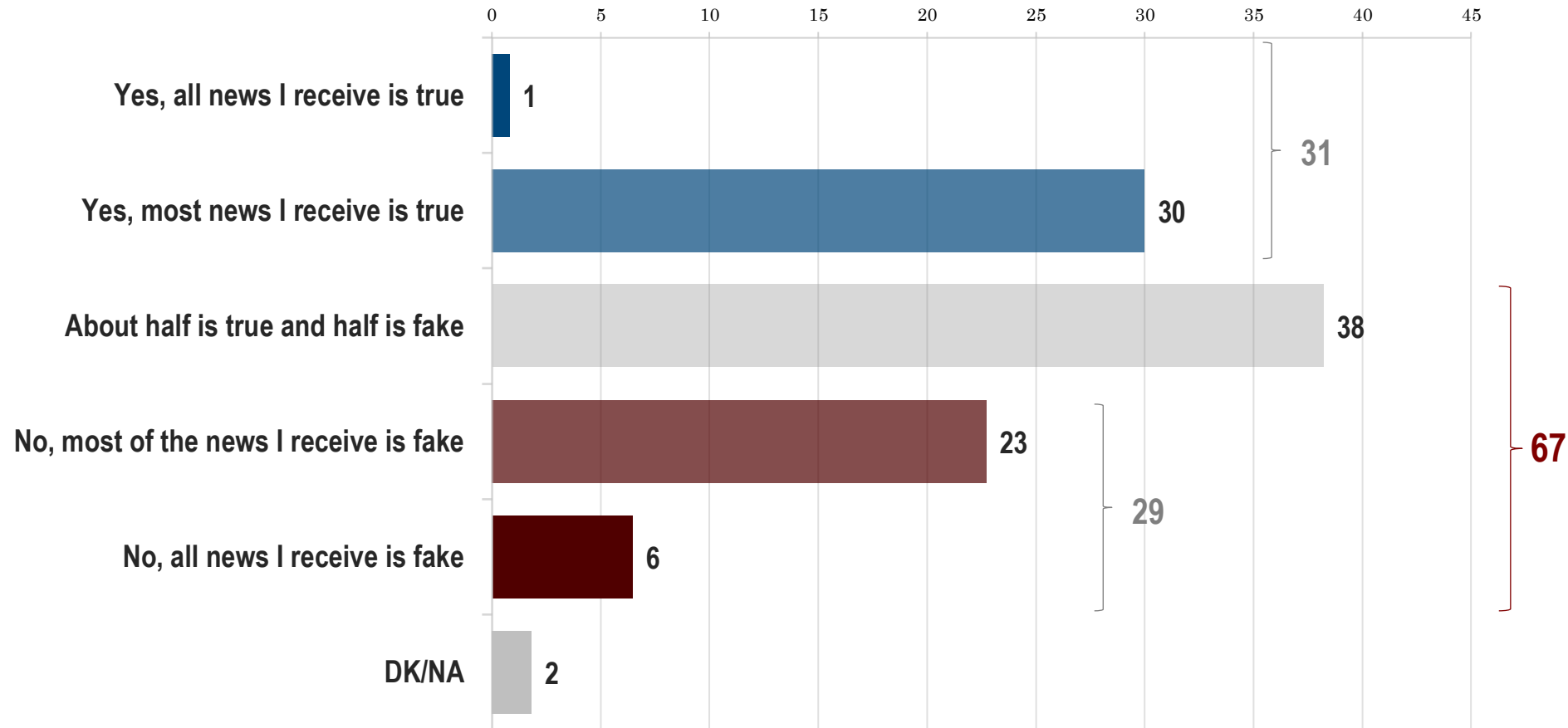
	Public servant	Private employee	Free lancer	Entrepreneur	Pensioner	Unemployed	Other
I am very worried about their spread	48	49	49	54	44	51	55
I'm quite worried	41	39	42	30	46	34	32
Not so much	10	11	7	14	10	12	10

Party affiliation (vote in 2019 elections)

	ND	SYRIZA	KINAL	Smaller parties	Blank/invalid, didn't vote
I am very worried about their spread	49	56	52	39	44
I'm quite worried	40	38	42	43	35
Not so much	11	6	6	14	17

PERCEPTION ON THE CREDIBILITY OF GREEK NEWS MEDIA

Do you generally feel that the news you receive from the mass media represent the truth?



PERCEPTION ON THE CREDIBILITY OF GREEK NEWS MEDIA

Do you generally feel that the news you receive from the mass media represent the truth?

Gender & Age							
	Male	Female	17 - 34	35 - 44	45 - 54	55 - 64	65+
Yes, all news I receive is true	1	1	0	2	0	1	1
Yes, most news I receive is true	30	30	24	26	26	33	40
About half is true and half is fake	39	38	38	43	38	38	34
No, most of the news I receive is fake	23	23	30	22	27	20	15
No, all news I receive is fake	7	6	7	7	6	5	8

PERCEPTION ON THE CREDIBILITY OF GREEK NEWS MEDIA

Do you generally feel that the news you receive from the mass media represent the truth?

Area (NUTS 1)				
	Attica	Northern Greece	Aegean & Crete	Central Greece
Yes, all news I receive is true	1	1	1	1
Yes, most news I receive is true	33	26	30	31
About half is true and half is fake	38	40	38	36
No, most of the news I receive is fake	21	23	22	24
No, all news I receive is fake	5	7	8	8

PERCEPTION ON THE CREDIBILITY OF GREEK NEWS MEDIA

Do you generally feel that the news you receive from the mass media represent the truth?

Education & Religiosity

	Up to secondary	Post-secondary	Master/Doctoral	Religion very + somewhat important	Religion a little + not important
Yes, all news I receive is true	1	1	0	1	0
Yes, most news I receive is true	33	27	25	31	29
About half is true and half is fake	37	40	40	38	38
No, most of the news I receive is fake	20	25	28	21	24
No, all news I receive is fake	7	6	6	7	6

PERCEPTION ON THE CREDIBILITY OF GREEK NEWS MEDIA

Do you generally feel that the news you receive from the mass media represent the truth?

Social class (self placement) & Family income (annual)

	Rural*	Working	Lower-middle	Middle	Upper*	Up to 12.000€	12.000-20.000€	20.000-30.000€	30.000€ and above
Yes, all news I receive is true	0	0	1	1	2	1	1	1	0
Yes, most news I receive is true	7	16	26	41	37	22	26	37	39
About half is true and half is fake	27	36	40	39	23	38	39	38	39
No, most of the news I receive is fake	47	35	25	14	33	30	25	17	17
No, all news I receive is fake	18	13	6	4	5	9	8	4	3

PERCEPTION ON THE CREDIBILITY OF GREEK NEWS MEDIA

Do you generally feel that the news you receive from the mass media represent the truth?

Occupation							
	Public servant	Private employee	Free lancer	Entrepreneur	Pensioner	Unemployed	Other
Yes, all news I receive is true	1	0	1	1	1	1	1
Yes, most news I receive is true	25	27	26	29	41	20	37
About half is true and half is fake	40	38	42	37	35	47	29
No, most of the news I receive is fake	27	26	23	21	13	24	25
No, all news I receive is fake	4	8	7	8	7	5	6

PERCEPTION ON THE CREDIBILITY OF GREEK NEWS MEDIA

Do you generally feel that the news you receive from the mass media represent the truth?

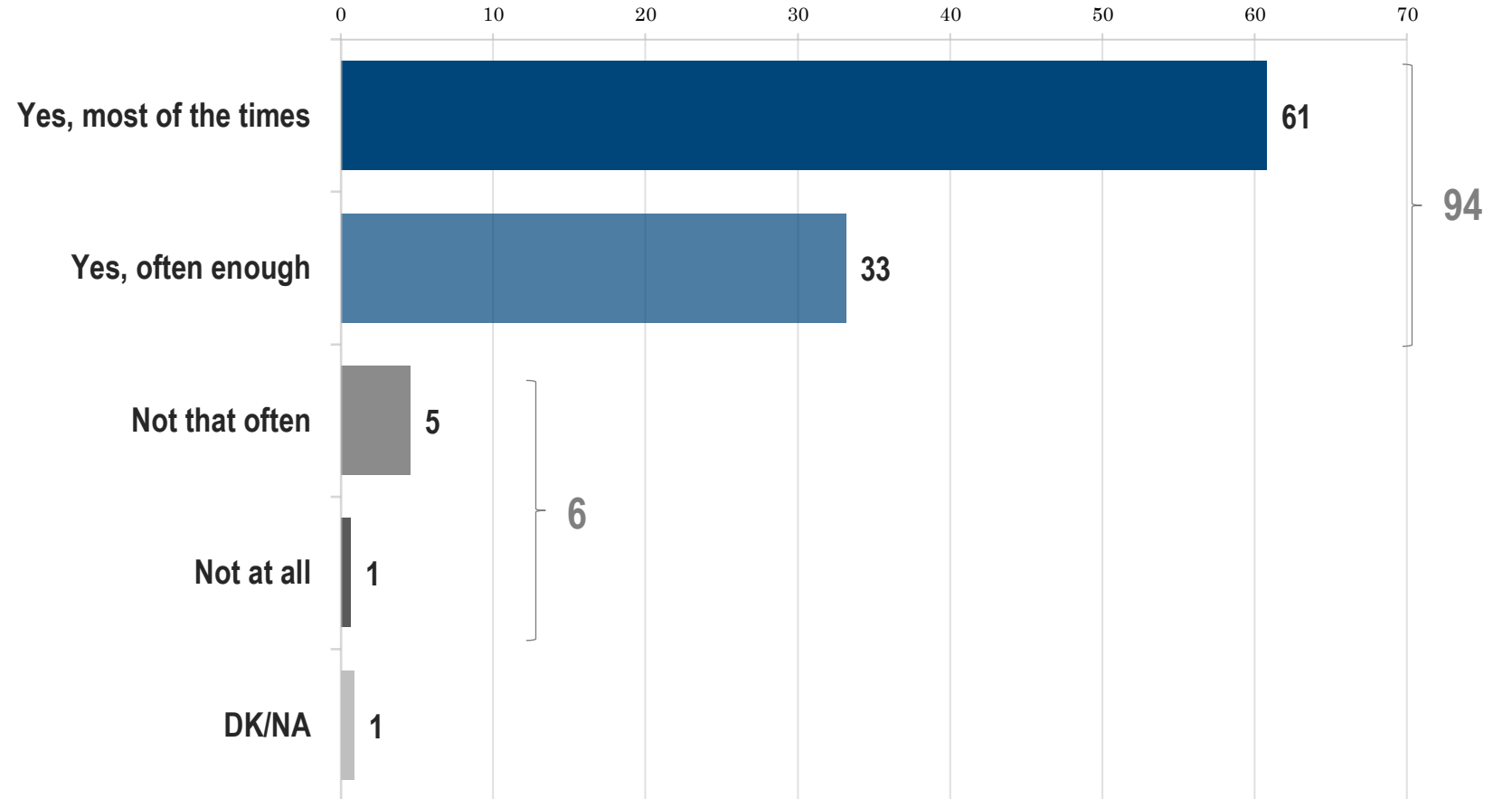
Party affiliation (vote in 2019 elections)

	ND	SYRIZA	KINAL	Smaller parties	Blank/invalid, didn't vote
Yes, all news I receive is true	2	0	0	0	0
Yes, most news I receive is true	51	10	54	16	23
About half is true and half is fake	33	39	41	43	46
No, most of the news I receive is fake	10	39	4	30	22
No, all news I receive is fake	2	11	1	10	7

FACT CHECKING FROM ALTERNATIVE SOURCES

Do you usually check the truth of the news from additional sources?

**FACT
CHECK**



FACT CHECKING FROM ALTERNATIVE SOURCES

Do you usually check the truth of the news from additional sources?

Gender & Age

	Male	Female	17 - 34	35 - 44	45 - 54	55 - 64	65+
Yes, most of the times	64	58	58	68	55	60	62
Yes, often enough	33	34	32	29	39	36	31
Not that often	3	6	5	2	5	4	6

Area (NUTS 1)

	Attica	Northern Greece	Aegean & Crete	Central Greece
Yes, most of the times	62	60	64	60
Yes, often enough	34	33	30	34
Not that often	5	5	6	3

FACT CHECKING FROM ALTERNATIVE SOURCES

Do you usually check the truth of the news from additional sources?

Education & Religiosity

	Up to secondary	Post-secondary	Master/Doctoral	Religion very + somewhat important	Religion a little + not important
Yes, most of the times	60	61	64	59	62
Yes, often enough	34	33	30	35	32
Not that often	5	4	5	5	4

Social class (self placement) & Family income (annual)

	Rural*	Working	Lower-middle	Middle	Upper*	Up to 12.000€	12.000-20.000€	20.000-30.000€	30.000€ and above
Yes, most of the times	65	66	59	61	79	65	59	60	60
Yes, often enough	20	28	36	34	21	28	35	36	34
Not that often	0	2	5	5	0	5	5	4	4

FACT CHECKING FROM ALTERNATIVE SOURCES

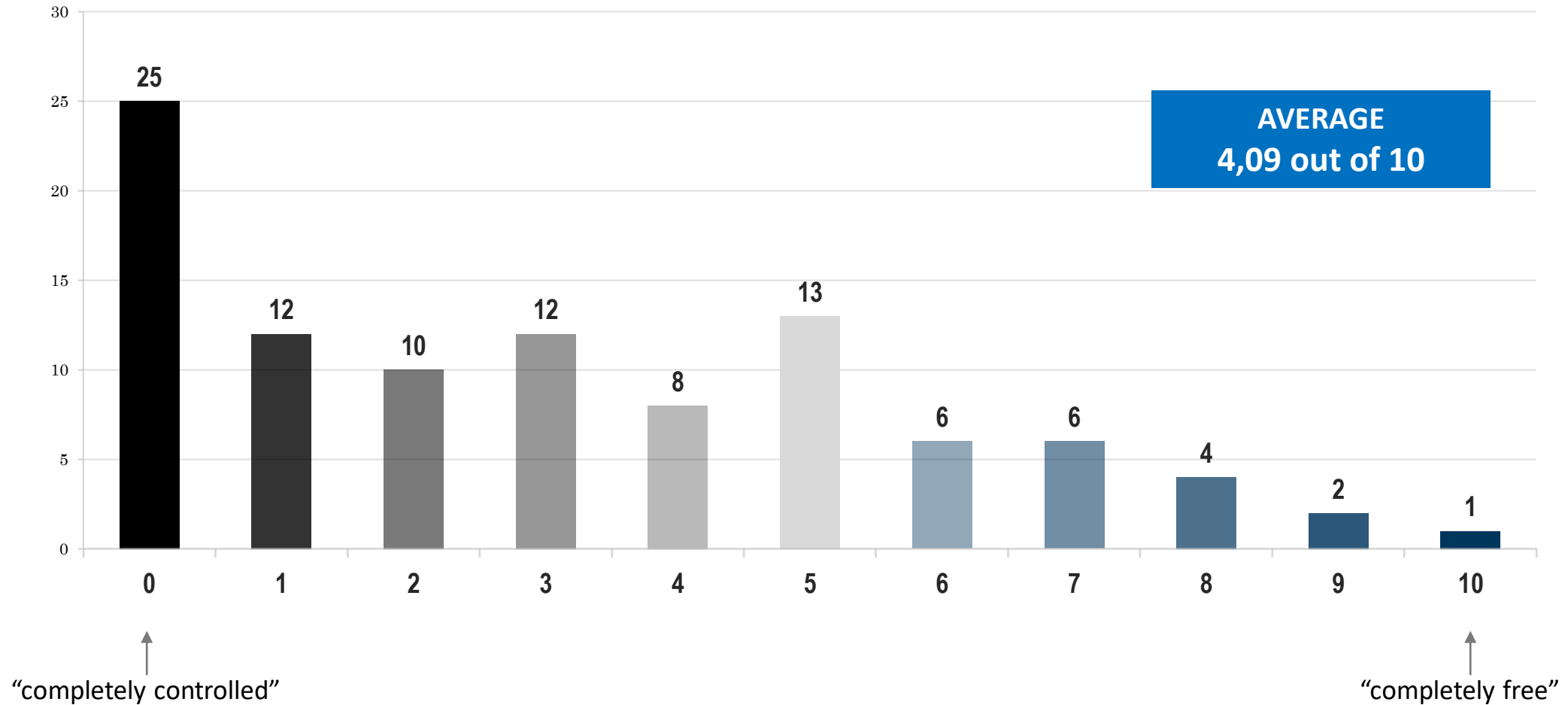
Do you usually check the truth of the news from additional sources?

Occupation	Public servant	Private employee	Free lancer	Entrepreneur	Pensioner	Unemployed	Other
Yes, most of the times	59	60	67	66	60	59	56
Yes, often enough	35	35	31	29	31	32	34
Not that often	5	4	2	3	8	3	4

Party affiliation (vote in 2019 elections)	ND	SYRIZA	KINAL	Smaller parties	Blank/invalid, didn't vote
Yes, most of the times	58	70	63	55	56
Yes, often enough	37	26	35	36	35
Not that often	4	5	2	3	8

PERCEIVED DEGREE OF FREEDOM OF THE GREEK MEDIA

On a scale of 0 to 10, where 0 means “completely controlled” and 10 means “completely free”, where would you place Greek media today?



PERCEIVED DEGREE OF FREEDOM OF THE GREEK MEDIA

On a scale of 0 to 10, where 0 means “completely controlled” and 10 means “completely free”, where would you place Greek media today?

Gender & Age

	Male	Female	17 - 34	35 - 44	45 - 54	55 - 64	65+
AVERAGE	3,97	4,22	3,80	3,85	3,86	4,25	4,65

Area (NUTS 1)

	Attica	Northern Greece	Aegean & Crete	Central Greece
AVERAGE	4,21	3,96	4,15	4,09

Education & Religiosity

	Up to secondary	Post-secondary	Master/Doctoral	Religion very + somewhat important	Religion a little + not important
AVERAGE	4,33	3,85	3,99	4,36	3,94

PERCEIVED DEGREE OF FREEDOM OF THE GREEK MEDIA

On a scale of 0 to 10, where 0 means “completely controlled” and 10 means “completely free”, where would you place Greek media today?

Social class (self placement) & Family income (annual)

	Rural*	Working	Lower-middle	Middle	Upper*	Up to 12.000€	12.000-20.000€	20.000-30.000€	30.000€ and above
AVERAGE	4,15	2,79	3,87	4,91	3,66	3,62	3,96	4,39	4,68

Occupation

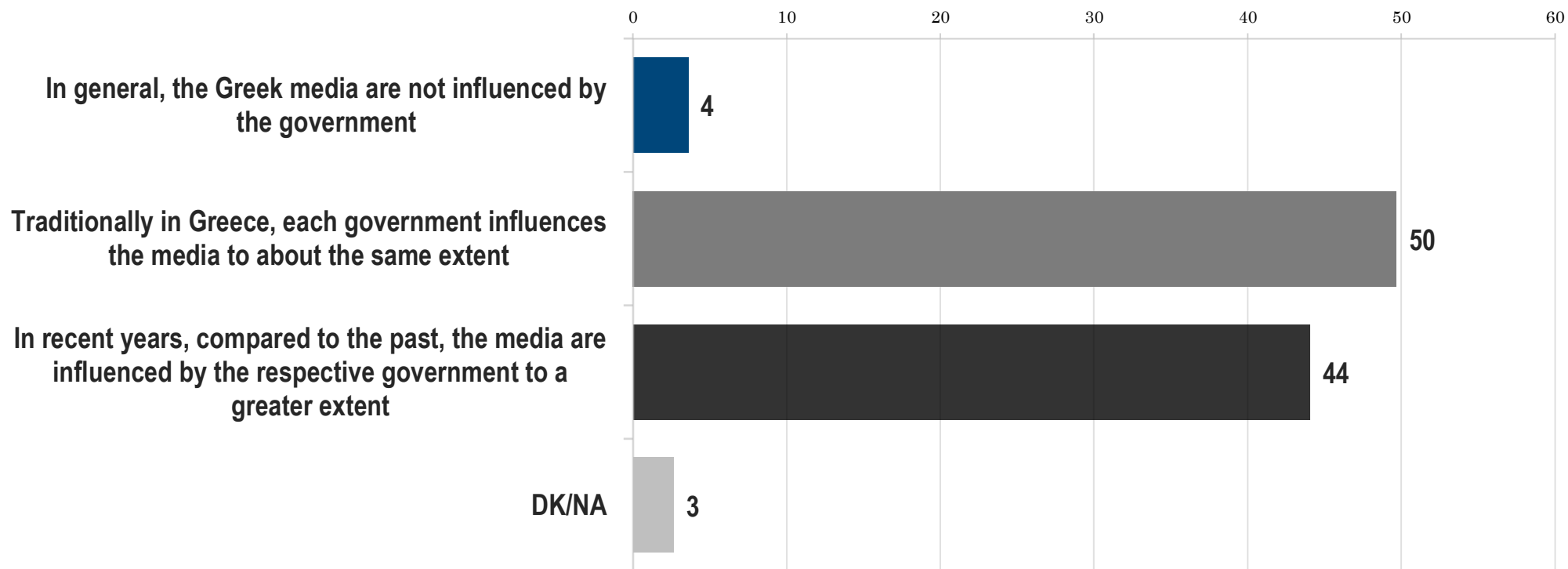
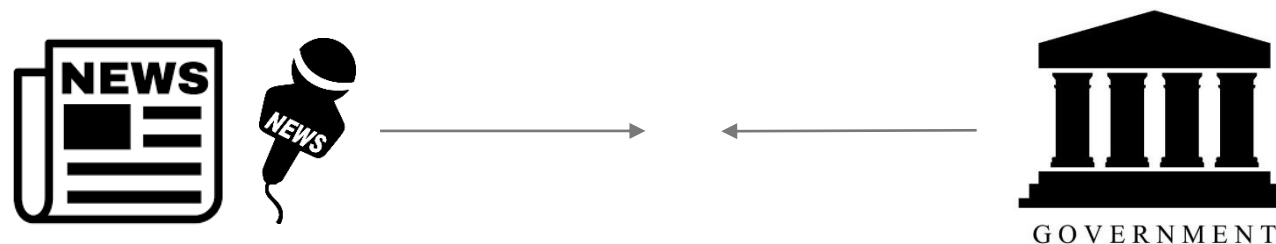
	Public servant	Private employee	Free lancer	Entrepreneur	Pensioner	Unemployed	Other
AVERAGE	3,94	3,70	3,99	4,07	4,71	4,02	4,31

Party affiliation (vote in 2019 elections)

	ND	SYRIZA	KINAL	Smaller parties	Blank/invalid, didn't vote
AVERAGE	5,61	2,71	4,96	3,04	3,90

VIEW ON THE RELATIONSHIP BETWEEN GREEK GOVERNMENTS AND THE MEDIA

What is your view on the relationship between Greek governments and the media?



VIEW ON THE RELATIONSHIP BETWEEN GREEK GOVERNMENTS AND THE MEDIA

What is your view on the relationship between Greek governments and the media?

Gender & Age

	Male	Female	17 - 34	35 - 44	45 - 54	55 - 64	65+
In general, the Greek media are not influenced by the government	4	3	3	3	3	5	3
Traditionally in Greece, each government influences the media to about the same extent	47	52	47	51	47	49	54
In recent years, compared to the past, the media are influenced by the respective government to a greater extent	47	41	46	44	46	43	41

Area (NUTS 1)

	Attica	Northern Greece	Aegean & Crete	Central Greece
In general, the Greek media are not influenced by the government	3	5	3	3
Traditionally in Greece, each government influences the media to about the same extent	47	48	55	53
In recent years, compared to the past, the media are influenced by the respective government to a greater extent	48	43	41	42

VIEW ON THE RELATIONSHIP BETWEEN GREEK GOVERNMENTS AND THE MEDIA

What is your view on the relationship between Greek governments and the media?

Education & Religiosity

	Up to secondary	Post-secondary	Master/Doctoral	Religion very + somewhat important	Religion a little + not important
In general, the Greek media are not influenced by the government	4	3	6	3	4
Traditionally in Greece, each government influences the media to about the same extent	51	49	47	54	47
In recent years, compared to the past, the media are influenced by the respective government to a greater extent	44	45	42	41	46

Social class (self placement) & Family income (annual)

	Rural*	Working	Lower-middle	Middle	Upper*	Up to 12.000€	12.000-20.000€	20.000-30.000€	30.000€ and above
In general, the Greek media are not influenced by the government	5	1	3	5	2	3	4	3	5
Traditionally in Greece, each government influences the media to about the same extent	32	36	49	55	52	46	47	52	54
In recent years, compared to the past, the media are influenced by the respective government to a greater extent	63	61	44	38	47	49	46	44	37

VIEW ON THE RELATIONSHIP BETWEEN GREEK GOVERNMENTS AND THE MEDIA

What is your view on the relationship between Greek governments and the media?

Occupation

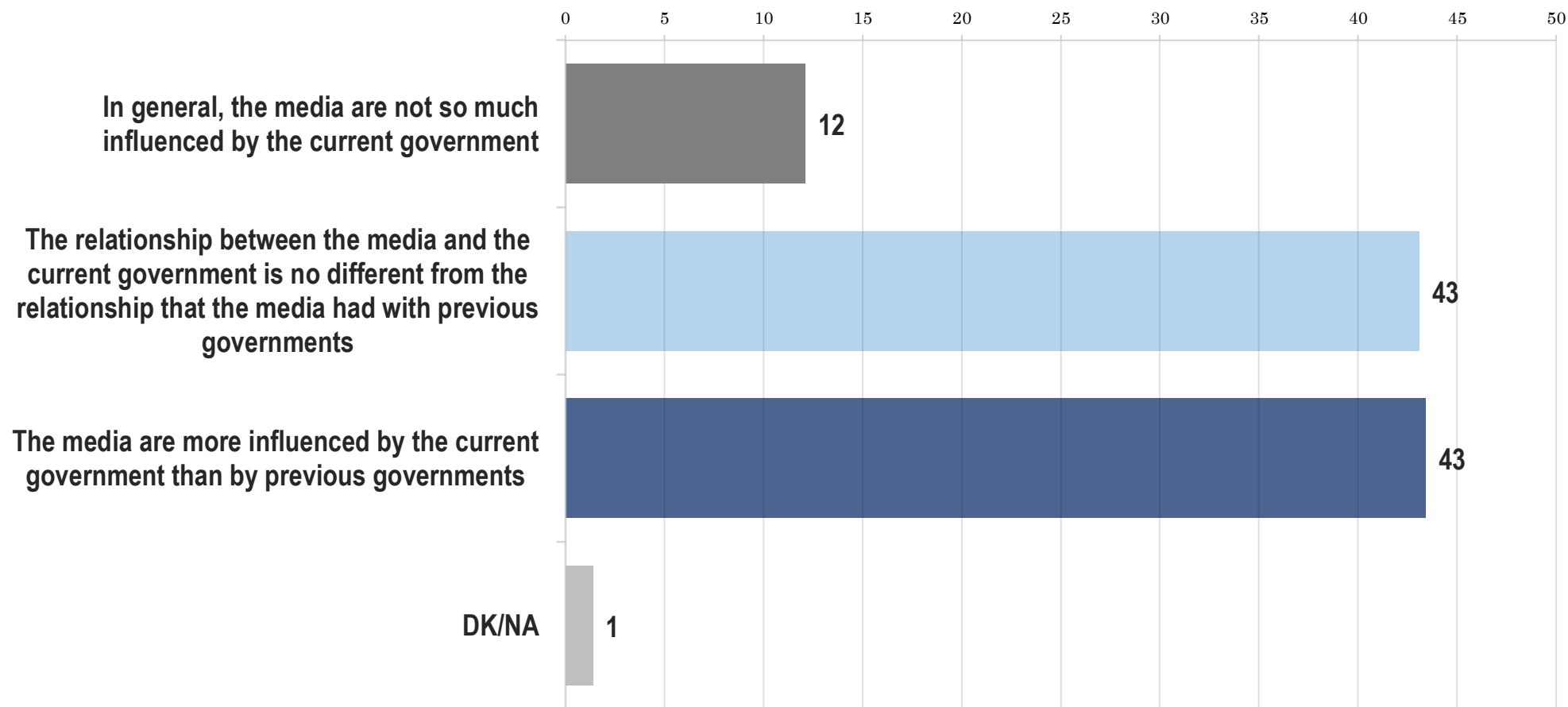
	Public servant	Private employee	Free lancer	Entrepreneur	Pensioner	Unemployed	Other
In general, the Greek media are not influenced by the government	3	3	3	3	5	3	5
Traditionally in Greece, each government influences the media to about the same extent	44	46	48	51	56	50	54
In recent years, compared to the past, the media are influenced by the respective government to a greater extent	50	48	45	42	38	41	39

Party affiliation (vote in 2019 elections)

	ND	SYRIZA	KINAL	Smaller parties	Blank/invalid, didn't vote
In general, the Greek media are not influenced by the government	7	1	6	2	1
Traditionally in Greece, each government influences the media to about the same extent	70	27	53	43	50
In recent years, compared to the past, the media are influenced by the respective government to a greater extent	22	68	40	53	45

VIEW ON THE RELATIONSHIP OF THE CURRENT GOVERNMENT WITH THE MEDIA

And what is your view on the relationship between the current government and the media?



VIEW ON THE RELATIONSHIP OF THE CURRENT GOVERNMENT WITH THE MEDIA

And what is your view on the relationship between the current government and the media?

Gender & Age

	Male	Female	17 - 34	35 - 44	45 - 54	55 - 64	65+
In general, the media are not so much influenced by the current government	11	13	6	10	9	17	18
The relationship between the media and the current government is no different from the relationship that the media had with previous governments	44	43	41	43	46	39	46
The media are more influenced by the current government than by previous governments	45	42	51	46	43	43	35

Area (NUTS 1)

	Attica	Northern Greece	Aegean & Crete	Central Greece
In general, the media are not so much influenced by the current government	13	11	14	12
The relationship between the media and the current government is no different from the relationship that the media had with previous governments	44	43	43	43
The media are more influenced by the current government than by previous governments	42	45	41	44

VIEW ON THE RELATIONSHIP OF THE CURRENT GOVERNMENT WITH THE MEDIA

And what is your view on the relationship between the current government and the media?

Education & Religiosity

	Up to secondary	Post-secondary	Master/Doctoral	Religion very + somewhat important	Religion a little + not important
In general, the media are not so much influenced by the current government	15	10	9	15	10
The relationship between the media and the current government is no different from the relationship that the media had with previous governments	43	43	40	54	37
The media are more influenced by the current government than by previous governments	41	46	50	28	52

Social class (self placement) & Family income (annual)

	Rural*	Working	Lower-middle	Middle	Upper*	Up to 12.000€	12.000-20.000€	20.000-30.000€	30.000€ and above
In general, the media are not so much influenced by the current government	9	3	10	17	12	10	12	14	14
The relationship between the media and the current government is no different from the relationship that the media had with previous governments	49	28	41	50	46	36	40	47	50
The media are more influenced by the current government than by previous governments	42	69	47	32	39	52	47	39	35

VIEW ON THE RELATIONSHIP OF THE CURRENT GOVERNMENT WITH THE MEDIA

And what is your view on the relationship between the current government and the media?

Occupation

	Public servant	Private employee	Free lancer	Entrepreneur	Pensioner	Unemployed	Other
In general, the media are not so much influenced by the current government	9	9	13	8	20	8	13
The relationship between the media and the current government is no different from the relationship that the media had with previous governments	37	42	41	58	47	45	42
The media are more influenced by the current government than by previous governments	51	49	46	33	32	44	41

Party affiliation (vote in 2019 elections)

	ND	SYRIZA	KINAL	Smaller parties	Blank/invalid, didn't vote
In general, the media are not so much influenced by the current government	28	0	15	3	5
The relationship between the media and the current government is no different from the relationship that the media had with previous governments	63	11	46	51	48
The media are more influenced by the current government than by previous governments	8	88	39	46	47

OCTOBER 2020

Nationwide Survey Liberalism in Greece today

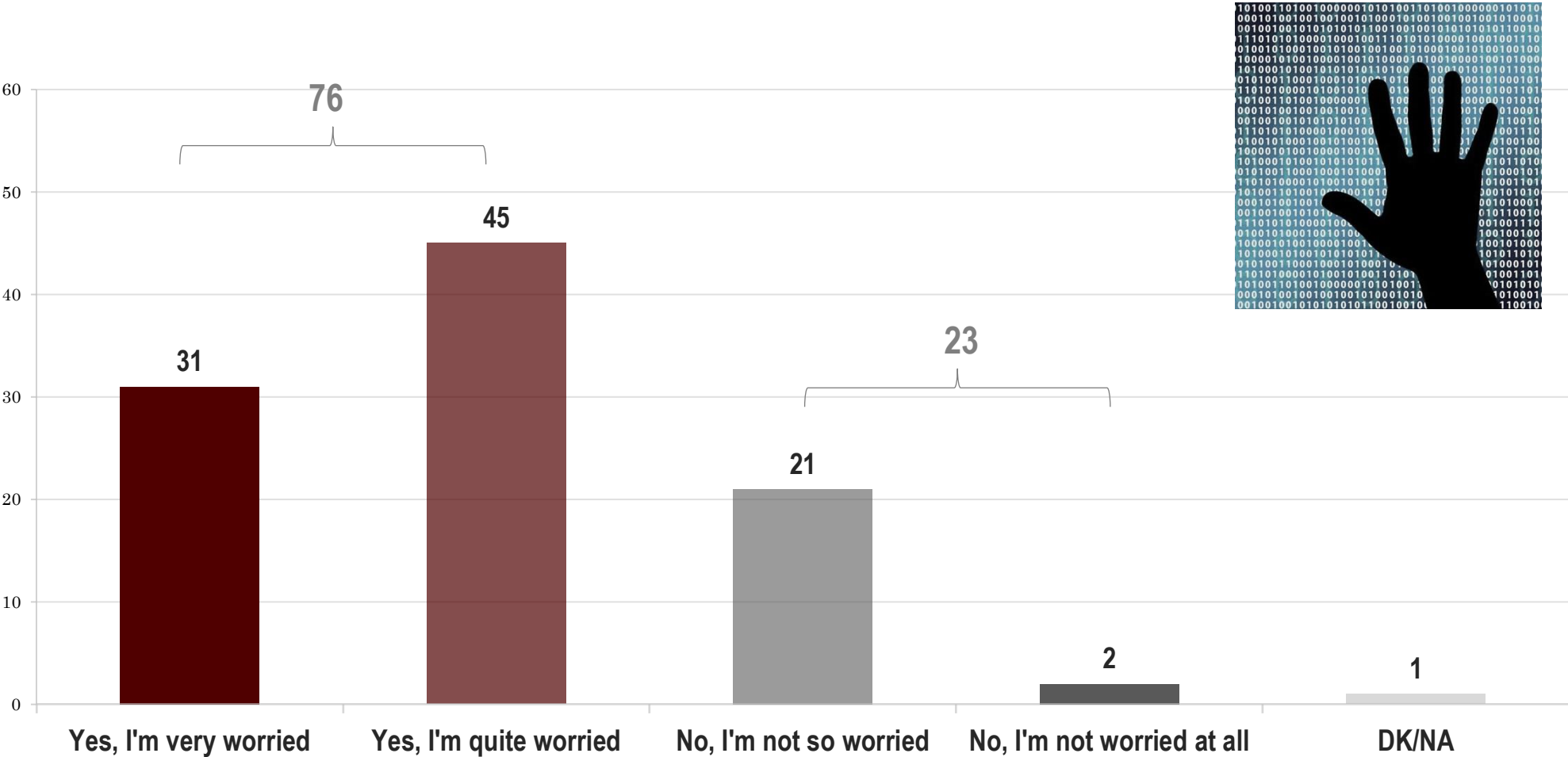


SECTION 9

Data privacy: Concerns and responsibilities

CONCERN OVER PERSONAL DATA EXPLOITATION

Are you personally concerned that there are public or private entities that exploit your private information and data without your consent?



CONCERN OVER PERSONAL DATA EXPLOITATION

Are you personally concerned that there are public or private entities that exploit your private information and data without your consent?

Gender & Age

	Male	Female	17 - 34	35 - 44	45 - 54	55 - 64	65+
Yes, I'm very worried	31	31	31	31	33	32	29
Yes, I'm quite worried	46	45	44	49	44	44	46
No, I'm not so worried	20	22	21	20	19	23	23
No, I'm not worried at all	2	2	2	0	3	2	2

Area (NUTS 1)

	Attica	Northern Greece	Aegean & Crete	Central Greece
Yes, I'm very worried	30	28	33	35
Yes, I'm quite worried	47	47	42	42
No, I'm not so worried	21	22	21	21
No, I'm not worried at all	2	1	2	2

CONCERN OVER PERSONAL DATA EXPLOITATION

Are you personally concerned that there are public or private entities that exploit your private information and data without your consent?

Education & Religiosity

	Up to secondary	Post-secondary	Master/Doctoral	Religion very + somewhat important	Religion a little + not important
Yes, I'm very worried	30	32	32	34	30
Yes, I'm quite worried	47	44	44	46	45
No, I'm not so worried	22	20	22	17	23
No, I'm not worried at all	1	3	1	2	1

Social class (self placement) & Family income (annual)

	Rural*	Working	Lower- middle	Middle	Upper*	Up to 12.000€	12.000- 20.000€	20.000- 30.000€	30.000€ and above
Yes, I'm very worried	35	43	29	29	29	40	29	26	27
Yes, I'm quite worried	43	43	48	45	34	40	50	49	44
No, I'm not so worried	16	13	20	25	32	19	19	23	26
No, I'm not worried at all	6	1	1	2	5	1	1	2	2

CONCERN OVER PERSONAL DATA EXPLOITATION

Are you personally concerned that there are public or private entities that exploit your private information and data without your consent?

Occupation

	Public servant	Private employee	Free lancer	Entrepreneur	Pensioner	Unemployed	Other
Yes, I'm very worried	32	34	28	30	29	38	27
Yes, I'm quite worried	47	43	49	42	47	44	43
No, I'm not so worried	20	22	21	21	22	16	23
No, I'm not worried at all	1	1	2	5	2	1	3

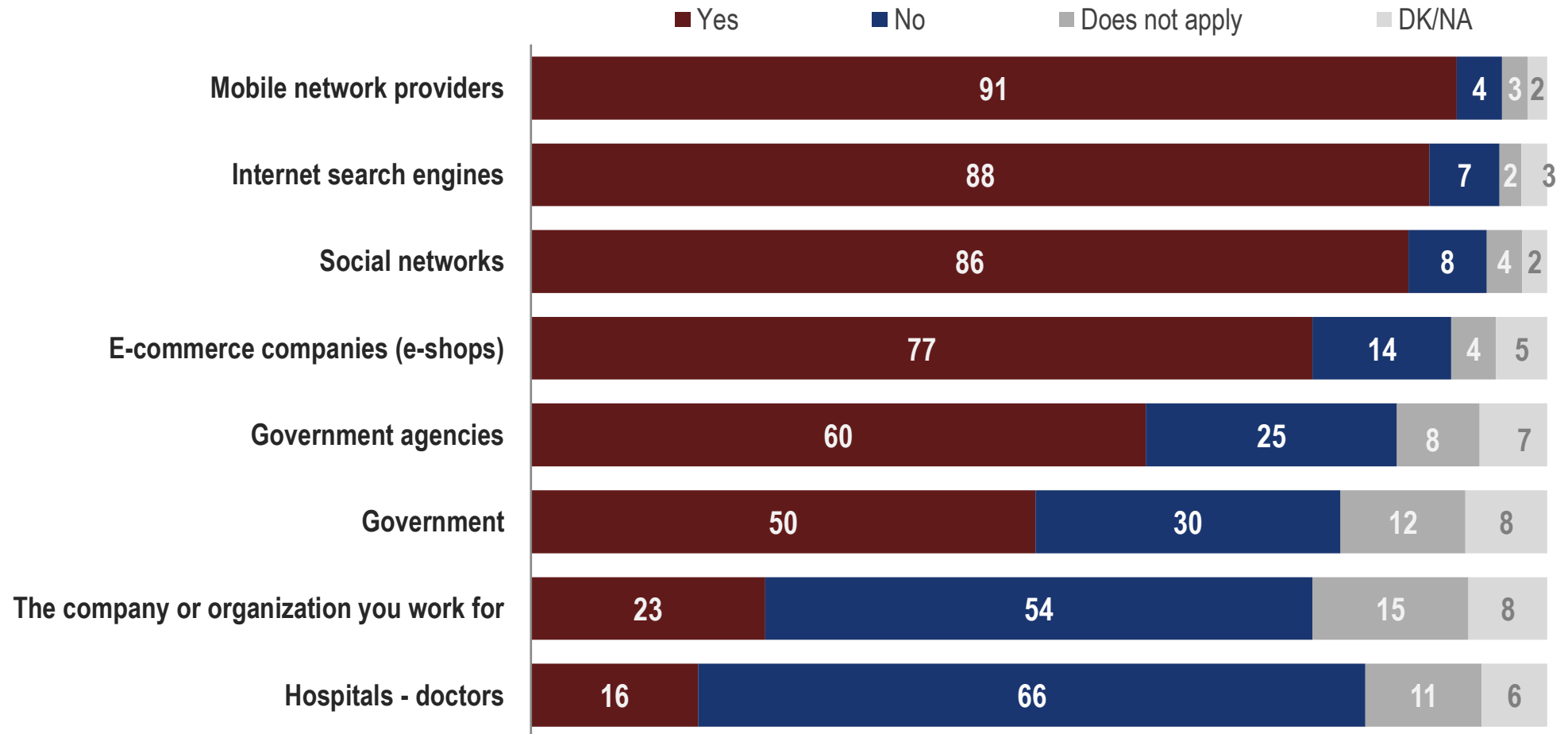
Party affiliation (vote in 2019 elections)

	ND	SYRIZA	KINAL	Smaller parties	Blank/invalid, didn't vote
Yes, I'm very worried	24	37	32	32	34
Yes, I'm quite worried	45	47	45	46	43
No, I'm not so worried	28	16	23	17	19
No, I'm not worried at all	2	1	0	3	3

INSTITUTIONS & ORGANIZATIONS PRESUMED TO EXPLOIT PERSONAL DATA

Which of the following institutions or organizations do you think exploit your private information and data without your consent?

Base: Those answered that are “very” or “quite” worried for possible exploitation of their personal data (76%)



INSTITUTIONS & ORGANIZATIONS PRESUMED TO EXPLOIT PERSONAL DATA

Which of the following institutions or organizations do you think exploit your private information and data without your consent?

Gender & Age

		Male	Female	17 - 34	35 - 44	45 - 54	55 - 64	65+
Mobile network providers	Yes	92	90	86	94	94	94	90
	No	5	4	8	3	4	3	3
Internet search engines	Yes	89	88	89	88	88	88	89
	No	7	7	7	8	8	7	5
Social networks	Yes	87	85	84	89	86	87	87
	No	8	7	9	8	10	8	4
E-commerce companies (e-shops)	Yes	77	76	70	74	78	83	82
	No	14	14	19	17	14	10	8
Government agencies	Yes	61	60	62	66	62	58	54
	No	26	23	25	26	26	22	25
Government	Yes	51	48	54	56	51	44	42
	No	32	28	28	30	29	33	31
The company or organization you work for	Yes	23	23	25	26	23	22	19
	No	56	52	57	54	58	54	46
Hospitals - doctors	Yes	16	17	18	18	19	14	13
	No	67	64	66	64	61	71	68

INSTITUTIONS & ORGANIZATIONS PRESUMED TO EXPLOIT PERSONAL DATA

Which of the following institutions or organizations do you think exploit your private information and data without your consent?

Area (NUTS 1)					
		Attica	Northern Greece	Aegean & Crete	Central Greece
Mobile network providers	Yes	91	92	91	90
	No	5	4	4	5
Internet search engines	Yes	88	88	86	89
	No	7	7	9	6
Social networks	Yes	87	87	90	84
	No	8	8	4	8
E-commerce companies (e-shops)	Yes	75	77	79	78
	No	16	15	12	10
Government agencies	Yes	59	62	63	59
	No	27	27	20	22
Government	Yes	46	52	51	51
	No	34	30	29	26
The company or organization you work for	Yes	20	23	22	27
	No	56	55	53	50
Hospitals - doctors	Yes	17	17	11	17
	No	66	65	68	65

INSTITUTIONS & ORGANIZATIONS PRESUMED TO EXPLOIT PERSONAL DATA

Which of the following institutions or organizations do you think exploit your private information and data without your consent?

Education & Religiosity

		Up to secondary	Post-secondary	Master/Doctoral	Religion very + somewhat important	Religion a little + not important
Mobile network providers	Yes	89	93	94	91	91
	No	6	3	4	4	4
Internet search engines	Yes	87	89	93	88	89
	No	8	7	3	7	7
Social networks	Yes	85	87	92	86	87
	No	8	8	4	9	7
E-commerce companies (e-shops)	Yes	76	78	80	75	78
	No	14	13	14	17	12
Government agencies	Yes	59	62	61	65	58
	No	24	24	34	23	26
Government	Yes	50	49	51	52	49
	No	29	29	39	31	29
The company or organization you work for	Yes	22	25	17	24	22
	No	51	54	70	54	54
Hospitals - doctors	Yes	15	18	17	19	15
	No	67	63	70	64	67

INSTITUTIONS & ORGANIZATIONS PRESUMED TO EXPLOIT PERSONAL DATA

Which of the following institutions or organizations do you think exploit your private information and data without your consent?

Social class (self placement) & Family income (annual)

		Rural*	Working	Lower- middle	Middle	Upper*	Up to 12.000€	12.000- 20.000€	20.000- 30.000€	30.000€ and above
Mobile network providers	Yes	85	93	93	90	94	93	92	91	90
	No	7	4	4	5	0	4	4	4	4
Internet search engines	Yes	76	88	91	87	92	88	90	91	86
	No	8	8	5	9	2	9	7	4	7
Social networks	Yes	81	88	88	85	79	84	88	91	84
	No	4	6	8	8	4	10	8	5	7
E-commerce companies (e-shops)	Yes	66	73	80	77	75	76	77	82	79
	No	34	16	12	14	11	15	13	12	13
Government agencies	Yes	79	75	62	52	64	69	62	51	59
	No	15	13	25	31	21	21	25	30	28
Government	Yes	87	71	49	39	62	61	52	38	45
	No	13	15	30	38	20	23	29	40	32
The company or organization you work for	Yes	46	34	25	16	29	30	21	19	21
	No	32	46	54	59	49	49	58	54	58
Hospitals - doctors	Yes	31	21	18	12	31	20	15	13	16
	No	61	58	66	69	60	61	69	70	65

INSTITUTIONS & ORGANIZATIONS PRESUMED TO EXPLOIT PERSONAL DATA

Which of the following institutions or organizations do you think exploit your private information and data without your consent?

Occupation

		Public servant	Private employee	Free lancer	Entrepreneur	Pensioner	Unemployed	Other
Mobile network providers	Yes	93	94	90	93	94	93	77
	No	3	3	7	2	2	4	11
Internet search engines	Yes	91	91	92	90	88	85	78
	No	6	7	5	4	6	9	11
Social networks	Yes	88	86	91	81	87	86	80
	No	7	10	6	12	5	8	9
E-commerce companies (e-shops)	Yes	83	77	78	73	82	69	67
	No	10	15	13	14	8	17	22
Government agencies	Yes	55	66	65	70	50	64	58
	No	32	23	22	13	27	21	27
Government	Yes	46	58	51	56	39	52	44
	No	35	27	30	20	32	24	36
The company or organization you work for	Yes	27	28	17	21	20	19	24
	No	58	58	62	53	43	42	53
Hospitals - doctors	Yes	18	19	16	21	13	19	11
	No	69	64	66	52	68	58	72

INSTITUTIONS & ORGANIZATIONS PRESUMED TO EXPLOIT PERSONAL DATA

Which of the following institutions or organizations do you think exploit your private information and data without your consent?

Party affiliation (vote in 2019 elections)			ND	SYRIZA	KINAL	Smaller parties	Blank/invalid, didn't vote
Mobile network providers	Yes		90	95	95	92	83
	No		6	2	2	3	10
Internet search engines	Yes		89	91	93	89	79
	No		7	6	4	5	14
Social networks	Yes		88	86	87	84	82
	No		6	9	5	8	13
E-commerce companies (e-shops)	Yes		79	78	79	73	72
	No		13	11	12	15	21
Government agencies	Yes		46	73	52	68	65
	No		39	15	26	19	18
Government	Yes		30	64	34	67	51
	No		49	17	38	17	27
The company or organization you work for	Yes		18	27	18	28	22
	No		59	52	53	50	54
Hospitals - doctors	Yes		11	17	13	25	15
	No		70	67	75	54	66

OCTOBER 2020

Nationwide Survey
Liberalism in Greece today



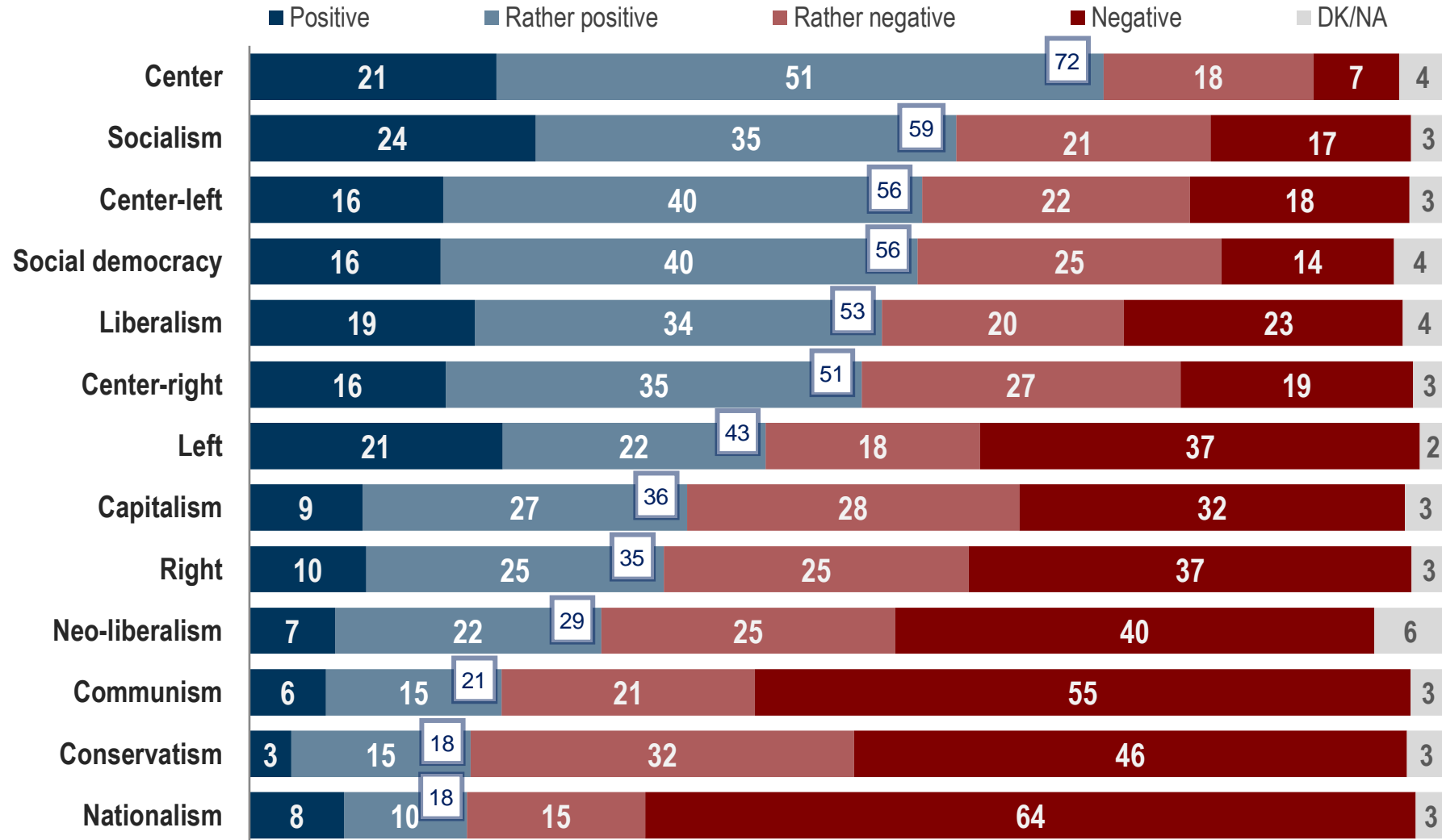
IDEOLOGY

SECTION 10

Liberalism: Popularity – threats – representatives

POPULARITY OF POLITICAL PHILOSOPHIES AND IDEOLOGIES

Does each of the following mean something positive or negative for you?



POPULARITY OF POLITICAL PHOLOSOPHIES AND IDEOLOGIES (1/2)

Does each of the following mean something positive or negative for you?

Gender & Age								
		Male	Female	17 - 34	35 - 44	45 - 54	55 - 64	65+
Center	Positive & Rather positive	73	70	67	72	72	76	73
	Rather negative & Negative	24	25	26	27	26	19	25
Socialism	Positive & Rather positive	59	59	57	57	64	61	57
	Rather negative & Negative	39	37	38	41	34	35	40
Center-left	Positive & Rather positive	55	57	56	54	51	63	58
	Rather negative & Negative	43	39	39	45	45	32	41
Social democracy	Positive & Rather positive	57	55	55	54	57	55	58
	Rather negative & Negative	40	40	37	42	40	39	42
Liberalism	Positive & Rather positive	54	51	52	51	51	51	57
	Rather negative & Negative	44	43	41	47	46	45	40
Center-right	Positive & Rather positive	55	47	47	49	55	50	54
	Rather negative & Negative	44	48	47	50	43	46	45
Left	Positive & Rather positive	42	45	51	41	41	41	40
	Rather negative & Negative	57	52	47	58	57	55	58

POPULARITY OF POLITICAL PHILOSOPHIES AND IDEOLOGIES (2/2)

Does each of the following mean something positive or negative for you?

Gender & Age								
		Male	Female	17 - 34	35 - 44	45 - 54	55 - 64	65+
Capitalism	Positive & Rather positive	42	31	35	40	37	34	37
	Rather negative & Negative	55	65	61	59	59	62	59
Right	Positive & Rather positive	38	32	33	36	38	32	35
	Rather negative & Negative	61	64	62	63	60	63	64
Neo-liberalism	Positive & Rather positive	28	31	26	33	35	27	28
	Rather negative & Negative	68	61	63	64	61	68	68
Neo-liberalism	Positive & Rather positive	21	21	21	21	24	21	19
	Rather negative & Negative	78	74	74	78	72	76	79
Conservatism	Positive & Rather positive	22	15	24	17	23	12	14
	Rather negative & Negative	75	81	71	82	73	83	83
Nationalism	Positive & Rather positive	21	15	20	23	25	14	10
	Rather negative & Negative	77	81	76	75	73	83	88

POPULARITY OF POLITICAL PHOLOSOPHIES AND IDEOLOGIES (1/2)

Does each of the following mean something positive or negative for you?

Area (NUTS 1)			Attica	Northern Greece	Aegean & Crete	Central Greece
Center	Positive & Rather positive		69	74	76	69
	Rather negative & Negative		28	22	20	26
Socialism	Positive & Rather positive		56	62	59	59
	Rather negative & Negative		41	35	40	37
Center-left	Positive & Rather positive		56	58	57	54
	Rather negative & Negative		42	39	41	41
Social democracy	Positive & Rather positive		57	57	58	53
	Rather negative & Negative		39	40	37	41
Liberalism	Positive & Rather positive		57	49	55	51
	Rather negative & Negative		41	46	41	45
Center-right	Positive & Rather positive		54	53	49	47
	Rather negative & Negative		45	44	49	49
Left	Positive & Rather positive		42	46	43	42
	Rather negative & Negative		56	52	55	56

POPULARITY OF POLITICAL PHOLOSOPHIES AND IDEOLOGIES (2/2)

Does each of the following mean something positive or negative for you?

Area (NUTS 1)					
		Attica	Northern Greece	Aegean & Crete	Central Greece
Capitalism	Positive & Rather positive	41	34	39	34
	Rather negative & Negative	55	63	60	61
Right	Positive & Rather positive	33	38	37	32
	Rather negative & Negative	64	60	60	65
Neo-liberalism	Positive & Rather positive	27	32	31	28
	Rather negative & Negative	69	61	60	66
Neo-liberalism	Positive & Rather positive	22	21	22	20
	Rather negative & Negative	74	77	74	77
Conservatism	Positive & Rather positive	16	21	18	19
	Rather negative & Negative	81	76	80	77
Nationalism	Positive & Rather positive	18	20	17	16
	Rather negative & Negative	79	78	81	81

POPULARITY OF POLITICAL PHOLOSOPHIES AND IDEOLOGIES (1/2)

Does each of the following mean something positive or negative for you?

Education & Religiosity						
		Up to secondary	Post-secondary	Master/Doctoral	Religion very + somewhat important	Religion a little + not important
Center	Positive & Rather positive	72	70	79	69	72
	Rather negative & Negative	25	26	19	25	24
Socialism	Positive & Rather positive	60	57	66	46	66
	Rather negative & Negative	37	40	32	51	31
Center-left	Positive & Rather positive	56	55	62	38	66
	Rather negative & Negative	41	41	36	57	32
Social democracy	Positive & Rather positive	58	52	64	44	63
	Rather negative & Negative	39	42	35	50	34
Liberalism	Positive & Rather positive	51	54	57	59	50
	Rather negative & Negative	45	43	39	37	47
Center-right	Positive & Rather positive	50	52	52	62	45
	Rather negative & Negative	47	45	47	34	53
Left	Positive & Rather positive	41	44	54	24	54
	Rather negative & Negative	57	54	44	73	44

POPULARITY OF POLITICAL PHILOSOPHIES AND IDEOLOGIES (2/2)

Does each of the following mean something positive or negative for you?

Education & Religiosity						
		Up to secondary	Post-secondary	Master/Doctoral	Religion very + somewhat important	Religion a little + not important
Capitalism	Positive & Rather positive	32	40	42	42	33
	Rather negative & Negative	64	57	55	55	63
Right	Positive & Rather positive	35	36	24	53	24
	Rather negative & Negative	63	60	74	45	73
Neo-liberalism	Positive & Rather positive	25	33	33	39	24
	Rather negative & Negative	68	62	60	54	71
Neo-liberalism	Positive & Rather positive	21	20	30	8	29
	Rather negative & Negative	76	77	67	89	69
Conservatism	Positive & Rather positive	17	21	17	31	11
	Rather negative & Negative	80	76	80	64	86
Nationalism	Positive & Rather positive	17	20	12	36	8
	Rather negative & Negative	81	77	85	62	89

POPULARITY OF POLITICAL PHILOSOPHIES AND IDEOLOGIES (1/2)

Does each of the following mean something positive or negative for you?

Social class (self placement) & Family income (annual)										
		Rural*	Working	Lower-middle	Middle	Upper*	Up to 12.000€	12.000-20.000€	20.000-30.000€	30.000€ and above
Center	Positive & Rather positive	54	48	70	83	63	62	72	79	79
	Rather negative & Negative	29	48	25	15	37	34	25	18	19
Socialism	Positive & Rather positive	43	68	64	52	46	60	59	64	54
	Rather negative & Negative	57	29	33	46	52	37	38	33	44
Center-left	Positive & Rather positive	35	58	60	53	41	53	60	60	54
	Rather negative & Negative	48	40	37	44	57	43	38	39	43
Social democracy	Positive & Rather positive	39	52	56	59	46	51	53	64	60
	Rather negative & Negative	61	45	39	38	51	44	43	34	37
Liberalism	Positive & Rather positive	23	30	50	66	66	47	47	59	63
	Rather negative & Negative	61	65	47	32	31	48	49	40	34
Center-right	Positive & Rather positive	44	24	49	66	44	42	51	57	60
	Rather negative & Negative	43	74	49	33	53	54	47	42	38
Left	Positive & Rather positive	32	68	48	30	29	47	48	39	38
	Rather negative & Negative	68	30	49	68	71	50	51	60	60

POPULARITY OF POLITICAL PHILOSOPHIES AND IDEOLOGIES (2/2)

Does each of the following mean something positive or negative for you?

Social class (self placement) & Family income (annual)										
		Rural*	Working	Lower-middle	Middle	Upper*	Up to 12.000€	12.000-20.000€	20.000-30.000€	30.000€ and above
Capitalism	Positive & Rather positive	47	14	31	50	57	27	33	41	51
	Rather negative & Negative	53	85	65	47	39	70	63	56	45
Right	Positive & Rather positive	43	14	33	43	44	32	35	32	41
	Rather negative & Negative	57	83	63	55	56	65	62	67	56
Neo-liberalism	Positive & Rather positive	23	16	27	37	43	26	26	30	39
	Rather negative & Negative	49	79	67	58	52	66	68	66	57
Neo-liberalism	Positive & Rather positive	6	45	23	11	24	25	22	19	19
	Rather negative & Negative	79	51	74	87	76	71	77	79	77
Conservatism	Positive & Rather positive	25	11	16	22	23	19	19	14	19
	Rather negative & Negative	75	86	82	73	77	78	78	83	77
Nationalism	Positive & Rather positive	18	15	17	18	17	22	17	15	15
	Rather negative & Negative	82	82	81	79	83	75	81	85	82

POPULARITY OF POLITICAL PHOLOSOPHIES AND IDEOLOGIES (1/2)

Does each of the following mean something positive or negative for you?

Occupation								
		Public servant	Private employee	Free lancer	Entrepreneur	Pensioner	Unemployed	Other
Center	Positive & Rather positive	78	66	74	78	75	63	69
	Rather negative & Negative	20	29	25	19	22	29	25
Socialism	Positive & Rather positive	71	62	55	47	59	56	52
	Rather negative & Negative	29	35	43	51	37	39	46
Center-left	Positive & Rather positive	62	55	58	40	58	51	55
	Rather negative & Negative	35	42	40	59	39	42	40
Social democracy	Positive & Rather positive	65	52	56	41	57	57	56
	Rather negative & Negative	34	43	39	58	40	33	38
Liberalism	Positive & Rather positive	44	48	59	60	59	56	50
	Rather negative & Negative	54	47	39	39	38	41	43
Center-right	Positive & Rather positive	48	46	54	75	57	41	51
	Rather negative & Negative	50	51	44	23	42	53	43
Left	Positive & Rather positive	47	48	42	25	39	43	43
	Rather negative & Negative	50	50	57	73	59	53	55

POPULARITY OF POLITICAL PHOLOSOPHIES AND IDEOLOGIES (2/2)

Does each of the following mean something positive or negative for you?

Occupation								
		Public servant	Private employee	Free lancer	Entrepreneur	Pensioner	Unemployed	Other
Capitalism	Positive & Rather positive	34	31	44	60	37	26	39
	Rather negative & Negative	63	64	53	39	57	71	60
Right	Positive & Rather positive	26	33	35	52	39	30	37
	Rather negative & Negative	71	64	64	45	59	65	59
Neo-liberalism	Positive & Rather positive	27	27	33	45	31	27	27
	Rather negative & Negative	71	67	63	50	63	64	62
Neo-liberalism	Positive & Rather positive	22	24	24	7	18	26	17
	Rather negative & Negative	77	73	75	91	79	68	79
Conservatism	Positive & Rather positive	16	17	20	23	14	14	31
	Rather negative & Negative	80	79	78	74	83	81	67
Nationalism	Positive & Rather positive	17	17	16	33	12	25	24
	Rather negative & Negative	81	80	82	62	86	72	73

POPULARITY OF POLITICAL PHILOSOPHIES AND IDEOLOGIES (1/2)

Does each of the following mean something positive or negative for you?

Party affiliation (vote in 2019 elections)		ND	SYRIZA	KINAL	Smaller parties	Blank/invalid, didn't vote
Center	Positive & Rather positive	81	67	91	55	70
	Rather negative & Negative	16	29	7	41	24
Socialism	Positive & Rather positive	31	90	88	57	56
	Rather negative & Negative	66	9	12	42	38
Center-left	Positive & Rather positive	31	87	89	43	66
	Rather negative & Negative	65	11	10	55	31
Social democracy	Positive & Rather positive	43	71	92	44	59
	Rather negative & Negative	53	26	6	53	34
Liberalism	Positive & Rather positive	83	26	56	37	44
	Rather negative & Negative	14	72	43	59	45
Center-right	Positive & Rather positive	85	17	42	43	54
	Rather negative & Negative	12	82	55	55	42
Left	Positive & Rather positive	8	87	42	49	38
	Rather negative & Negative	90	12	58	50	56

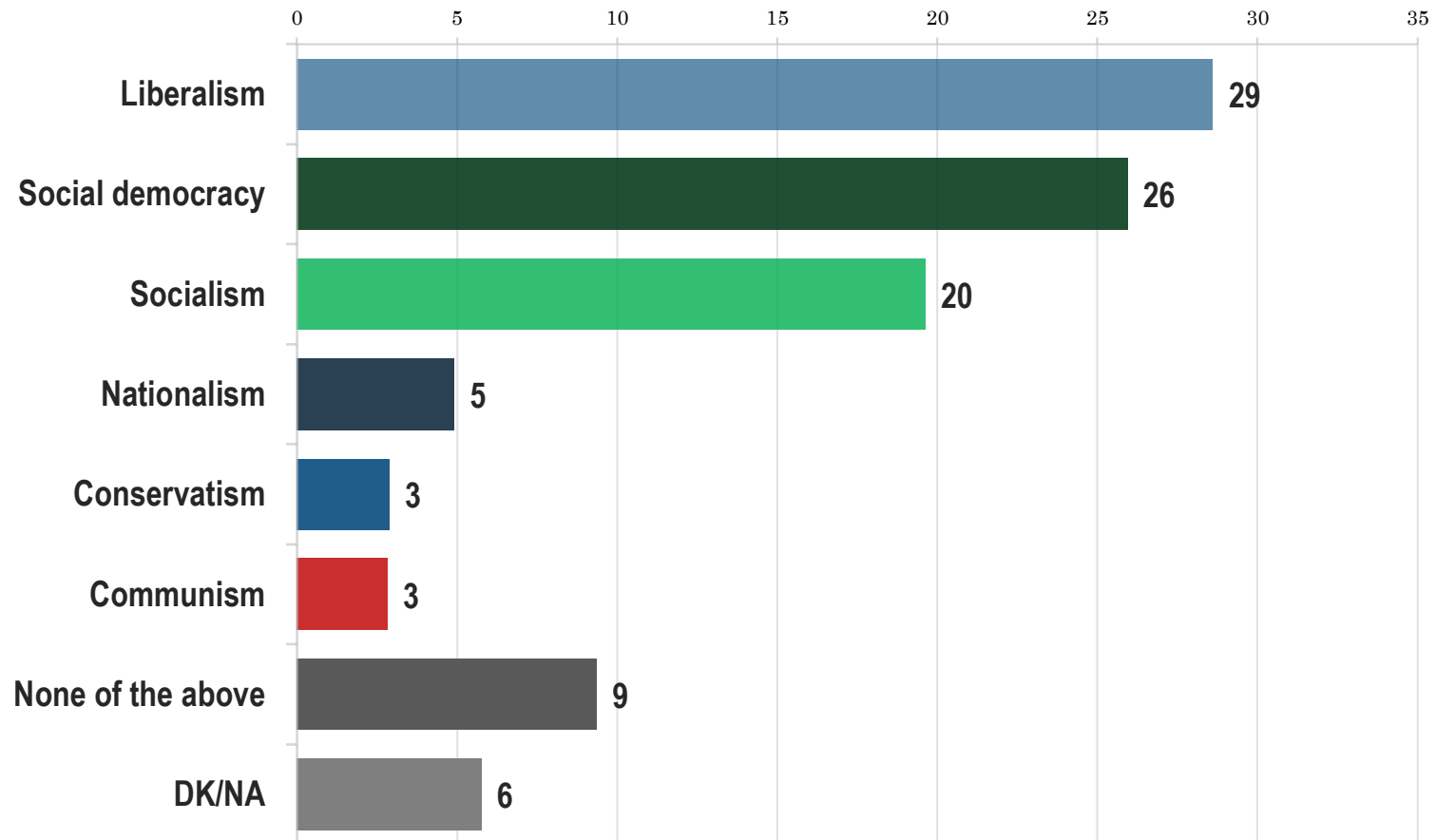
POPULARITY OF POLITICAL PHILOSOPHIES AND IDEOLOGIES (2/2)

Does each of the following mean something positive or negative for you?

Party affiliation (vote in 2019 elections)						
		ND	SYRIZA	KINAL	Smaller parties	Blank/invalid, didn't vote
Capitalism	Positive & Rather positive	67	10	33	27	25
	Rather negative & Negative	29	88	64	72	68
Right	Positive & Rather positive	68	4	13	31	25
	Rather negative & Negative	29	94	85	67	69
Neo-liberalism	Positive & Rather positive	55	7	20	21	26
	Rather negative & Negative	38	91	75	73	67
Neo-liberalism	Positive & Rather positive	2	44	7	32	15
	Rather negative & Negative	97	53	92	65	81
Conservatism	Positive & Rather positive	30	5	4	24	16
	Rather negative & Negative	65	93	95	74	81
Nationalism	Positive & Rather positive	21	4	9	36	20
	Rather negative & Negative	76	94	90	63	77

IDEOLOGY THAT GUARANTEES FASTER AND FAIRER GROWTH

*Which ideological approach from the following guarantees, in your opinion, the fastest and fairest growth?
Which should our country follow?*



IDEOLOGY THAT GUARANTEES FASTER AND FAIRER GROWTH

*Which ideological approach from the following guarantees, in your opinion, the fastest and fairest growth?
Which should our country follow?*

Gender & Age

	Male	Female	17 - 34	35 - 44	45 - 54	55 - 64	65+
Liberalism	32	25	23	28	28	31	34
Social democracy	25	27	26	24	26	28	25
Socialism	21	19	18	17	18	21	23
Nationalism	6	4	7	7	6	2	2
Conservatism	3	3	3	3	3	0	4
Communism	3	3	5	3	3	1	2
None of the above	8	11	11	13	9	7	7

IDEOLOGY THAT GUARANTEES FASTER AND FAIRER GROWTH

*Which ideological approach from the following guarantees, in your opinion, the fastest and fairest growth?
Which should our country follow?*

Area (NUTS 1)				
	Attica	Northern Greece	Aegean & Crete	Central Greece
Liberalism	29	29	31	27
Social democracy	27	24	27	27
Socialism	20	21	17	18
Nationalism	4	6	5	5
Conservatism	3	3	4	2
Communism	1	3	3	4
None of the above	9	9	9	11

IDEOLOGY THAT GUARANTEES FASTER AND FAIRER GROWTH

*Which ideological approach from the following guarantees, in your opinion, the fastest and fairest growth?
Which should our country follow?*

Education & Religiosity

	Up to secondary	Post-secondary	Master/Doctoral	Religion very + somewhat important	Religion a little + not important
Liberalism	28	30	25	33	26
Social democracy	24	27	34	20	30
Socialism	23	16	22	11	25
Nationalism	4	6	2	11	2
Conservatism	4	2	3	6	1
Communism	2	4	1	0	4
None of the above	10	9	11	12	8

IDEOLOGY THAT GUARANTEES FASTER AND FAIRER GROWTH

*Which ideological approach from the following guarantees, in your opinion, the fastest and fairest growth?
Which should our country follow?*

Social class (self placement) & Family income (annual)

	Rural*	Working	Lower- middle	Middle	Upper*	Up to 12.000€	12.000- 20.000€	20.000- 30.000€	30.000€ and above
Liberalism	15	11	24	40	47	22	25	33	41
Social democracy	18	23	28	27	13	23	26	34	22
Socialism	15	30	23	13	21	20	25	17	16
Nationalism	5	6	5	3	5	9	3	2	3
Conservatism	10	0	2	4	6	1	4	1	5
Communism	10	13	2	0	3	6	1	2	1
None of the above	18	13	9	9	3	11	10	7	8

IDEOLOGY THAT GUARANTEES FASTER AND FAIRER GROWTH

*Which ideological approach from the following guarantees, in your opinion, the fastest and fairest growth?
Which should our country follow?*

Occupation	Public servant	Private employee	Free lancer	Entrepreneur	Pensioner	Unemployed	Other
Liberalism	23	24	34	40	34	24	27
Social democracy	35	27	22	27	24	26	22
Socialism	21	21	19	5	22	17	19
Nationalism	4	5	2	14	3	5	9
Conservatism	2	3	2	4	4	1	5
Communism	2	3	3	0	1	8	4
None of the above	8	11	11	7	6	13	10

IDEOLOGY THAT GUARANTEES FASTER AND FAIRER GROWTH

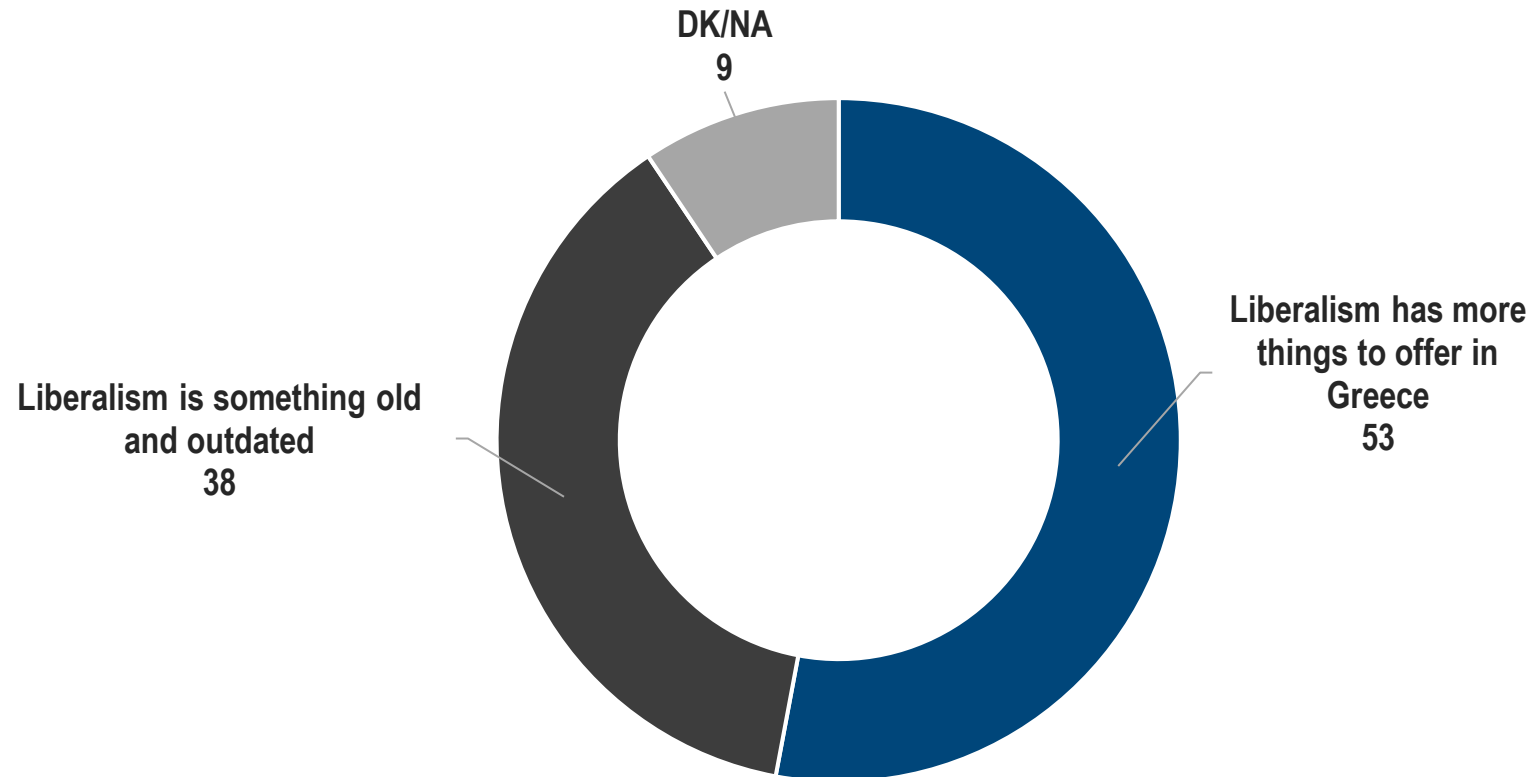
*Which ideological approach from the following guarantees, in your opinion, the fastest and fairest growth?
Which should our country follow?*

Party affiliation (vote in 2019 elections)

	ND	SYRIZA	KINAL	Smaller parties	Blank/invalid, didn't vote
Liberalism	66	2	10	11	18
Social democracy	12	40	68	13	27
Socialism	3	43	17	21	14
Nationalism	2	1	0	20	3
Conservatism	4	0	0	6	3
Communism	0	3	0	9	1
None of the above	8	7	3	13	23

LIBERALISM: MORE THINGS TO OFFER or SOMETHING OLD AND OUTDATED?

Would you say that liberal ideas have more things to offer Greece or is it something old and outdated?



LIBERALISM: MORE THINGS TO OFFER or SOMETHING OLD AND OUTDATED?

Would you say that liberal ideas have more things to offer Greece or is it something old and outdated?

Gender & Age

	Male	Female	17 - 34	35 - 44	45 - 54	55 - 64	65+
Liberalism has more things to offer in Greece	57	49	50	53	50	53	57
Liberalism is something old and outdated	37	38	39	39	39	34	36
DK/NA	5	13	10	8	10	12	7

Area (NUTS 1)

	Attica	Northern Greece	Aegean & Crete	Central Greece
Liberalism has more things to offer in Greece	56	50	58	51
Liberalism is something old and outdated	34	41	34	39
DK/NA	9	9	8	10

LIBERALISM: MORE THINGS TO OFFER or SOMETHING OLD AND OUTDATED?

Would you say that liberal ideas have more things to offer Greece or is it something old and outdated?

Education & Religiosity

	Up to secondary	Post-secondary	Master/Doctoral	Religion very + somewhat important	Religion a little + not important
Liberalism has more things to offer in Greece	52	54	58	58	50
Liberalism is something old and outdated	39	37	38	30	42
DK/NA	10	10	4	12	8

Social class (self placement) & Family income (annual)

	Rural*	Working	Lower-middle	Middle	Upper*	Up to 12.000€	12.000-20.000€	20.000-30.000€	30.000€ and above
Liberalism has more things to offer in Greece	47	31	49	66	66	45	46	63	67
Liberalism is something old and outdated	43	62	40	25	32	44	44	30	28
DK/NA	10	7	11	8	2	11	11	7	5

LIBERALISM: MORE THINGS TO OFFER or SOMETHING OLD AND OUTDATED?

Would you say that liberal ideas have more things to offer Greece or is it something old and outdated?

Occupation

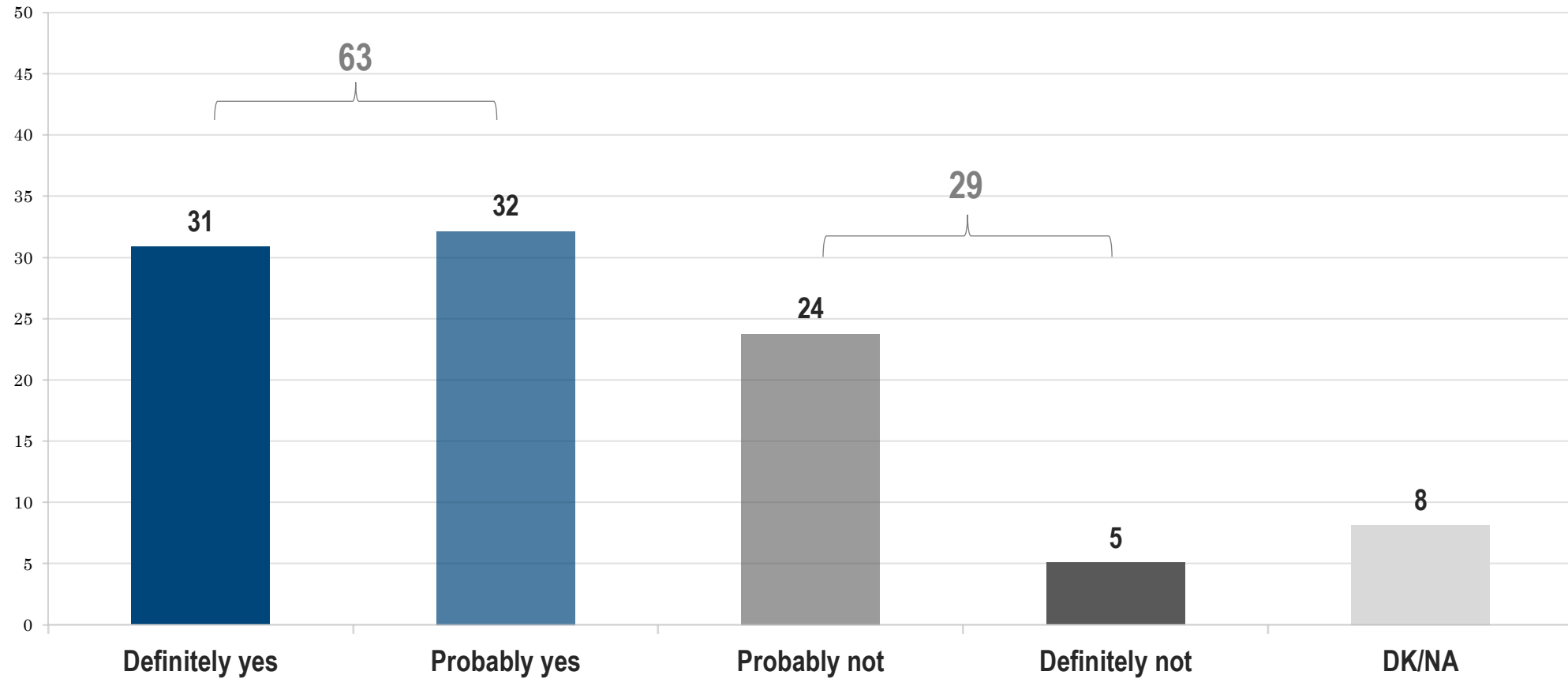
	Public servant	Private employee	Free lancer	Entrepreneur	Pensioner	Unemployed	Other
Liberalism has more things to offer in Greece	49	49	58	60	56	49	53
Liberalism is something old and outdated	41	43	35	31	32	38	37
DK/NA	10	8	7	9	12	13	9

Party affiliation (vote in 2019 elections)

	ND	SYRIZA	KINAL	Smaller parties	Blank/invalid, didn't vote
Liberalism has more things to offer in Greece	83	28	57	33	51
Liberalism is something old and outdated	10	64	34	58	31
DK/NA	7	8	9	9	18

LIBERALISM vs. NEO-LIBERALISM: IS THERE A DIFFERENCE?

In your opinion, is there a difference between liberalism and neoliberalism?



LIBERALISM vs. NEO-LIBERALISM: IS THERE A DIFFERENCE?

In your opinion, is there a difference between liberalism and neoliberalism?

Gender & Age

	Male	Female	17 - 34	35 - 44	45 - 54	55 - 64	65+
Definitely yes	37	25	31	28	29	36	31
Probably yes	31	33	30	32	33	31	34
Probably not	22	26	23	24	26	24	22
Definitely not	5	5	6	8	5	2	4
DK/NA	5	11	10	8	7	7	8

Area (NUTS 1)

	Attica	Northern Greece	Aegean & Crete	Central Greece
Definitely yes	37	24	32	31
Probably yes	28	37	35	30
Probably not	24	23	22	26
Definitely not	4	6	5	5
DK/NA	7	10	6	8

LIBERALISM vs. NEO-LIBERALISM: IS THERE A DIFFERENCE?

In your opinion, is there a difference between liberalism and neoliberalism?

Education & Religiosity

	Up to secondary	Post-secondary	Master/Doctoral	Religion very + somewhat important	Religion a little + not important
Definitely yes	29	32	39	26	34
Probably yes	33	32	30	33	32
Probably not	25	23	18	24	24
Definitely not	4	5	9	6	4
DK/NA	9	8	5	11	6

Social class (self placement) & Family income (annual)

	Rural*	Working	Lower-middle	Middle	Upper*	Up to 12.000€	12.000-20.000€	20.000-30.000€	30.000€ and above
Definitely yes	22	25	30	35	33	26	26	39	35
Probably yes	23	28	32	33	30	32	33	31	33
Probably not	26	24	26	21	17	23	27	23	24
Definitely not	18	15	3	3	16	9	4	3	3
DK/NA	10	9	9	8	4	10	10	5	5

LIBERALISM vs. NEO-LIBERALISM: IS THERE A DIFFERENCE?

In your opinion, is there a difference between liberalism and neoliberalism?

Occupation

	Public servant	Private employee	Free lancer	Entrepreneur	Pensioner	Unemployed	Other
Definitely yes	31	30	34	36	30	27	30
Probably yes	37	34	28	23	32	28	36
Probably not	23	24	26	32	23	24	19
Definitely not	4	4	7	3	4	11	6
DK/NA	6	9	6	6	11	9	8

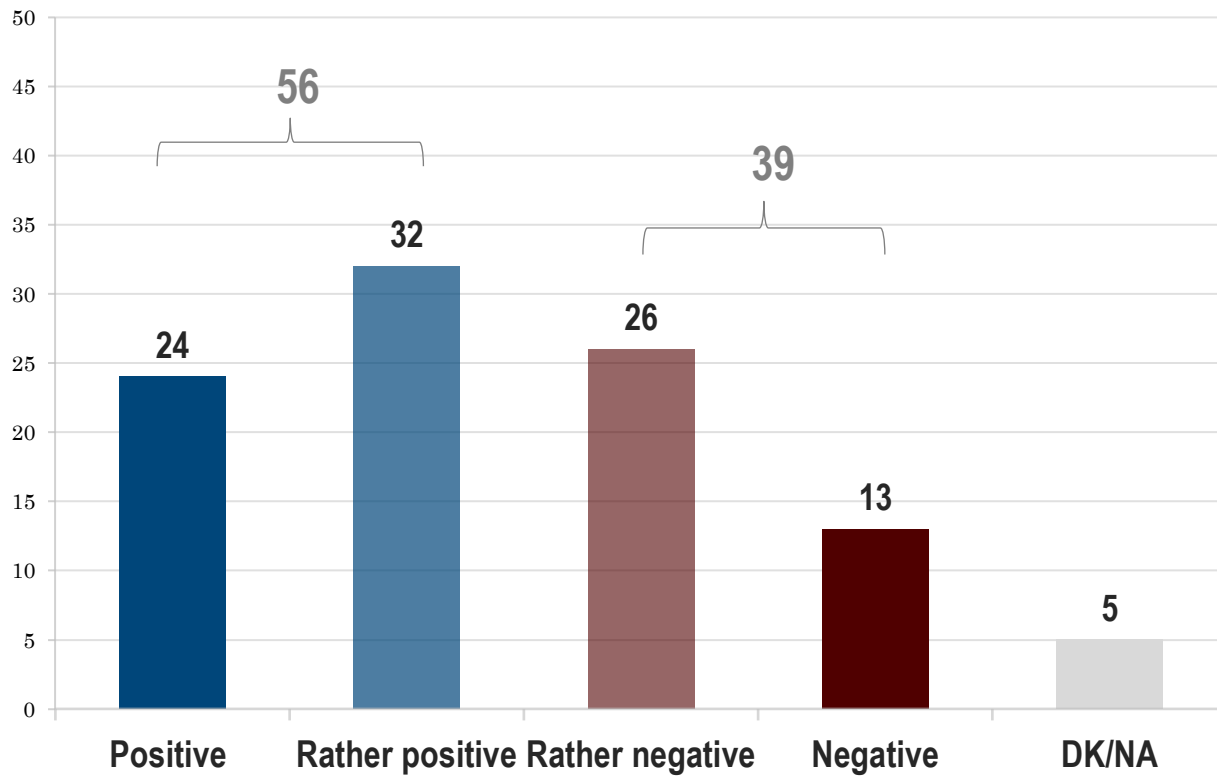
Party affiliation (vote in 2019 elections)

	ND	SYRIZA	KINAL	Smaller parties	Blank/invalid, didn't vote
Definitely yes	27	35	35	35	28
Probably yes	35	31	38	27	28
Probably not	23	26	19	22	28
Definitely not	4	5	1	11	0
DK/NA	10	4	7	5	16

IMAGE OF *LIBERALS* AND *NEO-LIBERALS*

Is it something positive or negative for you when you hear that someone is a [...]?

Liberal



Neo-liberal

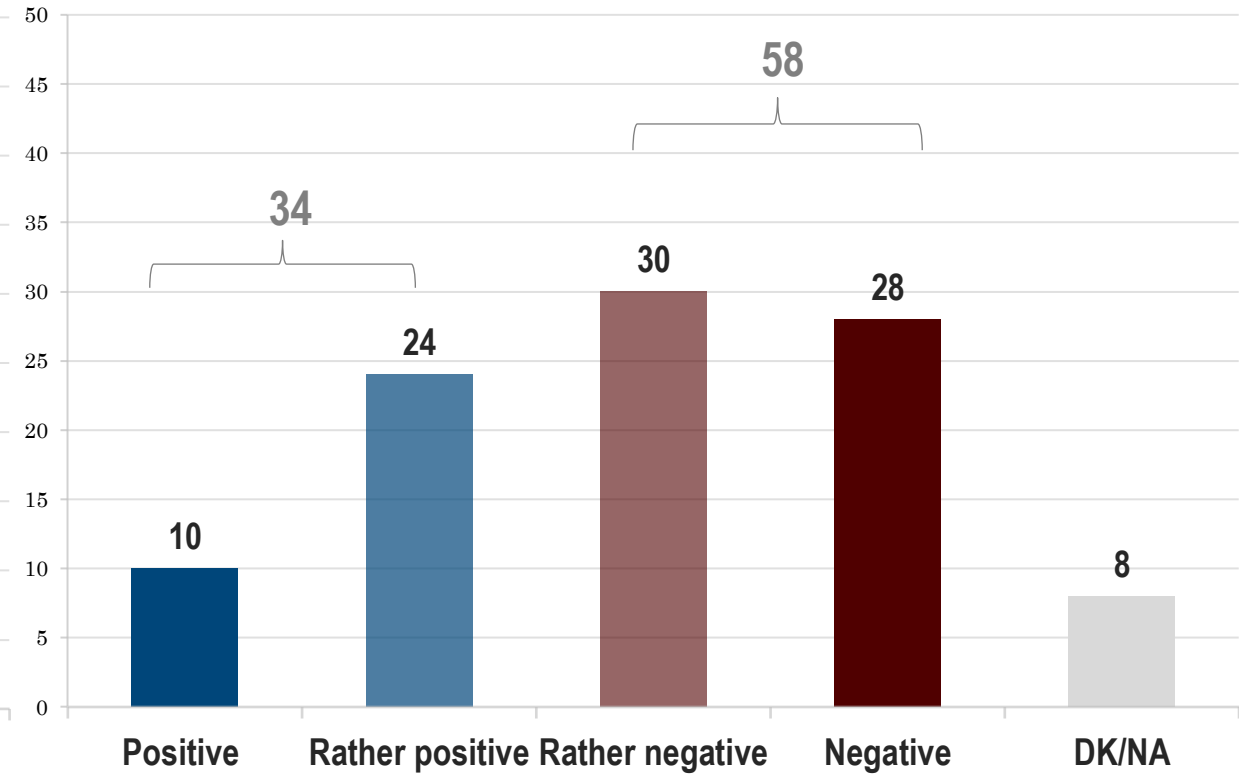


IMAGE OF *LIBERALS* AND *NEO-LIBERALS*

Is it something positive or negative for you when you hear that someone is a [...]?

Gender & Age

		Male	Female	17 - 34	35 - 44	45 - 54	55 - 64	65+
Liberal	Positive & Rather positive	57	56	55	54	57	57	59
	Rather negative & Negative	39	39	38	41	38	37	38
Neo-liberal	Positive & Rather positive	32	36	32	35	38	32	31
	Rather negative & Negative	63	54	58	58	55	60	63

Area (NUTS 1)

		Attica	Northern Greece	Aegean & Crete	Central Greece
Liberal	Positive & Rather positive	59	54	64	53
	Rather negative & Negative	35	42	31	41
Neo-liberal	Positive & Rather positive	29	38	42	31
	Rather negative & Negative	61	56	50	61

IMAGE OF *LIBERALS* AND *NEO-LIBERALS*

Is it something positive or negative for you when you hear that someone is a [...]?

Education & Religiosity

		Up to secondary	Post-secondary	Master/Doctoral	Religion very + somewhat important	Religion a little + not important
Liberal	Positive & Rather positive	56	56	59	63	53
	Rather negative & Negative	39	38	36	30	43
Neo-liberal	Positive & Rather positive	32	37	31	45	28
	Rather negative & Negative	61	55	61	46	65

Social class (self placement) & Family income (annual)

		Rural*	Working	Lower- middle	Middle	Upper*	Up to 12.000€	12.000- 20.000€	20.000- 30.000€	30.000€ and above
Liberal	Positive & Rather positive	36	35	52	70	63	50	51	64	66
	Rather negative & Negative	64	59	41	27	37	43	43	33	31
Neo-liberal	Positive & Rather positive	28	23	30	43	43	29	31	34	45
	Rather negative & Negative	72	71	62	49	54	61	60	60	52

IMAGE OF *LIBERALS* AND *NEO-LIBERALS*

Is it something positive or negative for you when you hear that someone is a [...]?

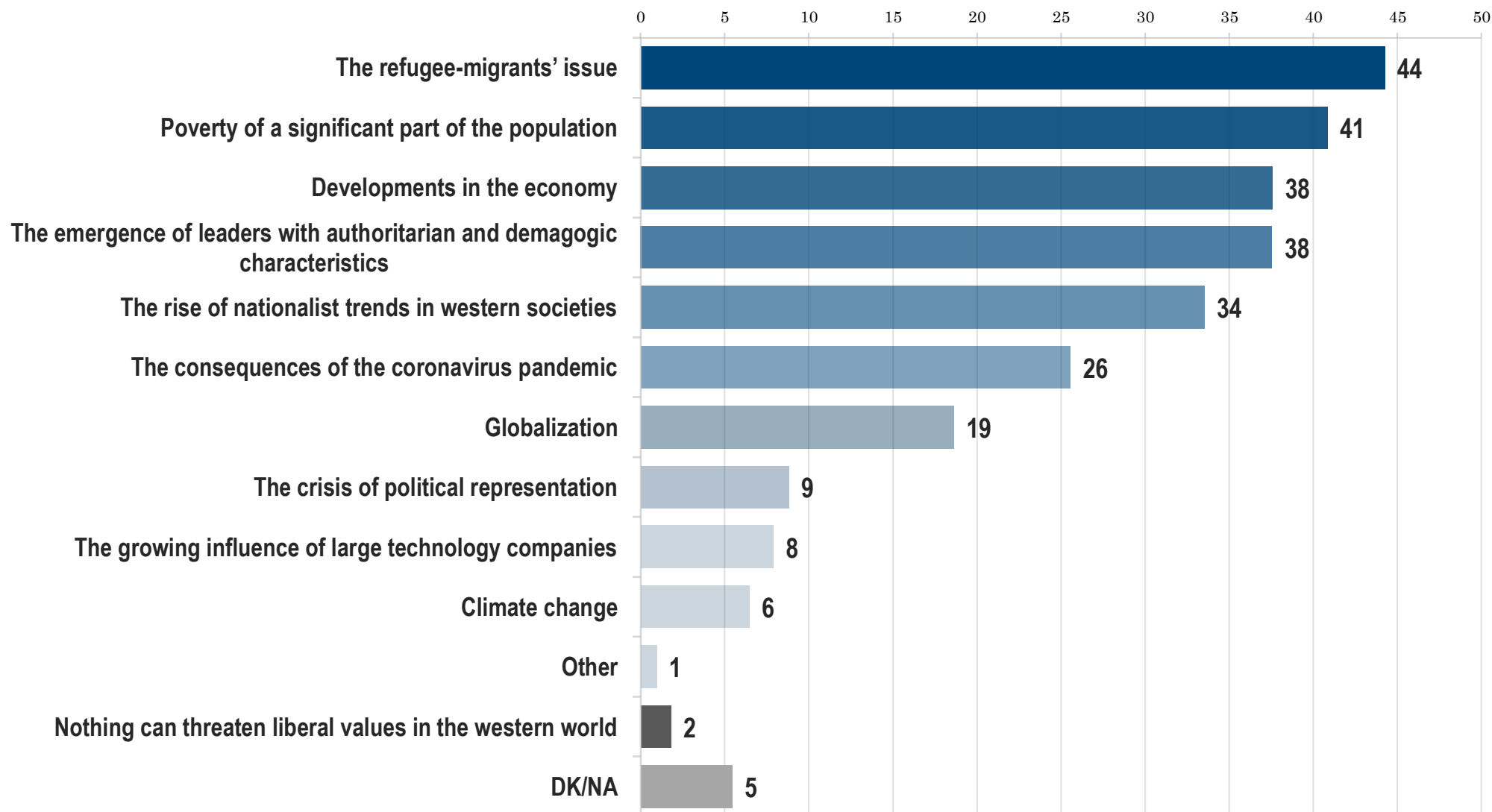
Occupation			Public servant	Private employee	Free lancer	Entrepreneur	Pensioner	Unemployed	Other
Liberal	Positive & Rather positive		50	52	56	62	63	55	60
	Rather negative & Negative		45	41	39	31	34	36	39
Neo-liberal	Positive & Rather positive		29	33	36	47	34	30	37
	Rather negative & Negative		64	58	56	42	59	60	61

Party affiliation (vote in 2019 elections)			ND	SYRIZA	KINAL	Smaller parties	Blank/invalid, didn't vote
Liberal	Positive & Rather positive		87	31	61	36	50
	Rather negative & Negative		9	66	37	59	37
Neo-liberal	Positive & Rather positive		59	12	32	21	27
	Rather negative & Negative		31	84	64	72	64

MAJOR THREATS FOR THE WESTERN LIBERAL DEMOCRACY TODAY

Which of the following, in your opinion, threatens the most the values of liberal democracy in Greece and the western world today?

UP TO 3 ANSWERS



MAJOR THREATS FOR THE WESTERN LIBERAL DEMOCRACY TODAY

Which of the following, in your opinion, threatens the most the values of liberal democracy in Greece and the western world today?

Gender & Age

	Male	Female	17 - 34	35 - 44	45 - 54	55 - 64	65+
The refugee-migrants' issue	43	46	33	52	44	47	47
Poverty of a significant part of the population	40	41	37	47	44	37	40
Developments in the economy	36	39	38	33	31	44	43
The emergence of leaders with authoritarian and demagogic characteristics	40	35	35	33	36	40	43
The rise of nationalist trends in western societies	35	32	38	33	31	35	31
The consequences of the coronavirus pandemic	25	27	26	25	23	18	32
Globalization	21	16	14	21	19	24	18
The crisis of political representation	9	9	10	8	7	10	8
The growing influence of large technology companies	9	7	8	9	8	9	6
Climate change	6	7	7	3	8	7	7

MAJOR THREATS FOR THE WESTERN LIBERAL DEMOCRACY TODAY

Which of the following, in your opinion, threatens the most the values of liberal democracy in Greece and the western world today?

Area (NUTS 1)	Attica	Northern Greece	Aegean & Crete	Central Greece
The refugee-migrants' issue	42	46	48	44
Poverty of a significant part of the population	44	41	43	37
Developments in the economy	38	38	41	35
The emergence of leaders with authoritarian and demagogic characteristics	40	34	39	38
The rise of nationalist trends in western societies	34	35	31	33
The consequences of the coronavirus pandemic	23	23	27	31
Globalization	16	19	24	18
The crisis of political representation	10	8	5	9
The growing influence of large technology companies	7	9	2	9
Climate change	7	6	8	7

MAJOR THREATS FOR THE WESTERN LIBERAL DEMOCRACY TODAY

Which of the following, in your opinion, threatens the most the values of liberal democracy in Greece and the western world today?

Education & Religiosity

	Up to secondary	Post-secondary	Master/Doctoral	Religion very + somewhat important	Religion a little + not important
The refugee-migrants' issue	46	45	32	63	33
Poverty of a significant part of the population	40	41	41	37	43
Developments in the economy	41	34	37	38	37
The emergence of leaders with authoritarian and demagogic characteristics	37	37	46	28	43
The rise of nationalist trends in western societies	30	36	44	20	41
The consequences of the coronavirus pandemic	26	26	18	29	23
Globalization	20	17	16	31	11
The crisis of political representation	7	9	16	6	10
The growing influence of large technology companies	7	8	12	6	9
Climate change	6	6	10	3	9

MAJOR THREATS FOR THE WESTERN LIBERAL DEMOCRACY TODAY

Which of the following, in your opinion, threatens the most the values of liberal democracy in Greece and the western world today?

Social class (self placement) & Family income (annual)

	Rural*	Working	Lower-middle	Middle	Upper*	Up to 12.000€	12.000-20.000€	20.000-30.000€	30.000€ and above
The refugee-migrants' issue	56	30	43	50	49	45	45	45	43
Poverty of a significant part of the population	52	52	43	34	35	42	42	38	39
Developments in the economy	15	38	40	35	43	37	41	38	32
The emergence of leaders with authoritarian and demagogic characteristics	19	34	37	41	33	33	35	44	45
The rise of nationalist trends in western societies	19	35	34	35	24	32	31	38	38
The consequences of the coronavirus pandemic	12	24	24	29	25	29	26	26	22
Globalization	46	17	19	17	18	20	19	20	13
The crisis of political representation	10	8	8	11	8	10	7	7	12
The growing influence of large technology companies	14	9	7	8	11	6	10	7	8
Climate change	0	7	6	6	19	4	5	6	9

MAJOR THREATS FOR THE WESTERN LIBERAL DEMOCRACY TODAY

Which of the following, in your opinion, threatens the most the values of liberal democracy in Greece and the western world today?

Occupation

	Public servant	Private employee	Free lancer	Entrepreneur	Pensioner	Unemployed	Other
The refugee-migrants' issue	45	39	44	60	47	47	43
Poverty of a significant part of the population	39	44	43	43	37	44	36
Developments in the economy	38	35	35	28	42	40	40
The emergence of leaders with authoritarian and demagogic characteristics	37	39	41	35	40	30	33
The rise of nationalist trends in western societies	33	33	38	25	33	34	32
The consequences of the coronavirus pandemic	21	24	23	30	34	26	22
Globalization	22	19	14	27	19	21	16
The crisis of political representation	9	8	11	12	7	15	6
The growing influence of large technology companies	8	10	7	8	7	6	8
Climate change	5	5	8	6	7	4	10

MAJOR THREATS FOR THE WESTERN LIBERAL DEMOCRACY TODAY

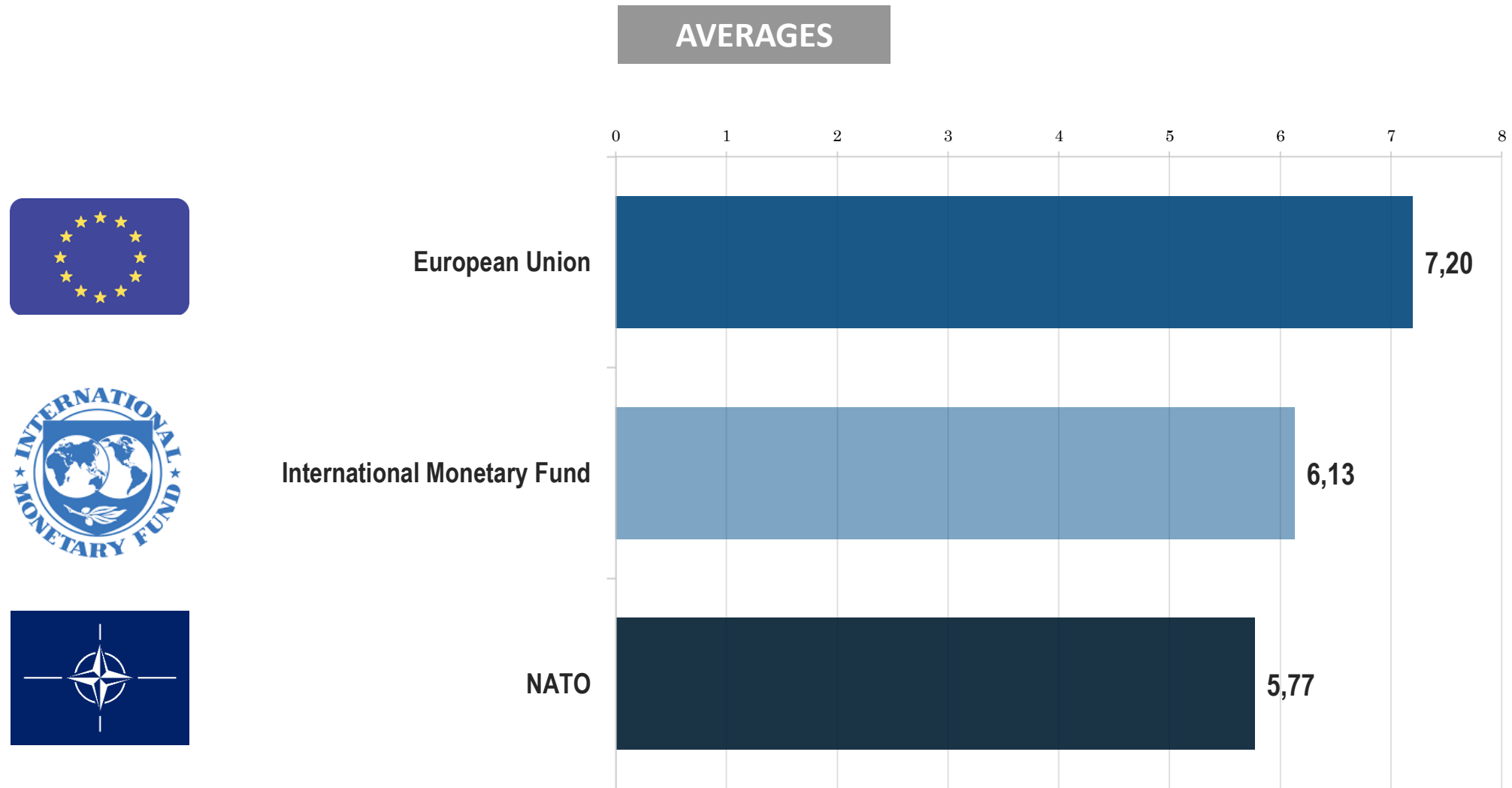
Which of the following, in your opinion, threatens the most the values of liberal democracy in Greece and the western world today?

Party affiliation (vote in 2019 elections)

	ND	SYRIZA	KINAL	Smaller parties	Blank/invalid, didn't vote
The refugee-migrants' issue	62	24	43	41	44
Poverty of a significant part of the population	29	50	39	53	32
Developments in the economy	36	40	44	32	45
The emergence of leaders with authoritarian and demagogic characteristics	39	42	47	29	32
The rise of nationalist trends in western societies	31	44	35	25	30
The consequences of the coronavirus pandemic	34	19	32	17	24
Globalization	17	15	11	29	21
The crisis of political representation	8	8	10	9	14
The growing influence of large technology companies	5	11	5	10	8
Climate change	4	10	10	4	5

HOW LIBERAL ARE THE MAIN SUPRANATIONAL INSTITUTIONS

On a scale of 0 to 10, where 0 means "not at all liberal" and 10 "totally liberal", where would you place each of the following institutions?



HOW LIBERAL ARE THE MAIN SUPRANATIONAL INSTITUTIONS

On a scale of 0 to 10, where 0 means "not at all liberal" and 10 "totally liberal", where would you place each of the following institutions?

Gender & Age

AVERAGES	Male	Female	17 - 34	35 - 44	45 - 54	55 - 64	65+
European Union	7,32	7,08	7,17	7,16	6,85	7,35	7,42
NATO	5,72	5,82	5,74	5,70	5,61	5,79	5,95
International Monetary Fund	6,26	5,99	6,10	6,05	6,12	6,08	6,26

Area (NUTS 1)

AVERAGES	Attica	Northern Greece	Aegean & Crete	Central Greece
European Union	7,07	7,41	6,92	7,20
NATO	5,65	5,86	5,20	5,99
International Monetary Fund	6,09	6,23	5,77	6,20

HOW LIBERAL ARE THE MAIN SUPRANATIONAL INSTITUTIONS

On a scale of 0 to 10, where 0 means "not at all liberal" and 10 "totally liberal", where would you place each of the following institutions?

Education & Religiosity

AVERAGES	Up to secondary	Post-secondary	Master/Doctoral	Religion very + somewhat important	Religion a little + not important
European Union	7,23	7,08	7,65	6,67	7,49
NATO	5,77	5,74	5,99	5,29	6,04
International Monetary Fund	6,09	6,11	6,45	5,27	6,61

Social class (self placement) & Family income (annual)

AVERAGES	Rural*	Working	Lower-middle	Middle	Upper*	Up to 12.000€	12.000-20.000€	20.000-30.000€	30.000€ and above
European Union	5,30	6,64	7,29	7,46	6,50	6,70	7,37	7,41	7,42
NATO	4,35	5,54	5,97	5,68	5,66	5,68	6,02	5,60	5,84
International Monetary Fund	3,85	5,73	6,41	6,10	5,41	5,73	6,40	6,17	6,43

HOW LIBERAL ARE THE MAIN SUPRANATIONAL INSTITUTIONS

On a scale of 0 to 10, where 0 means "not at all liberal" and 10 "totally liberal", where would you place each of the following institutions?

Occupation

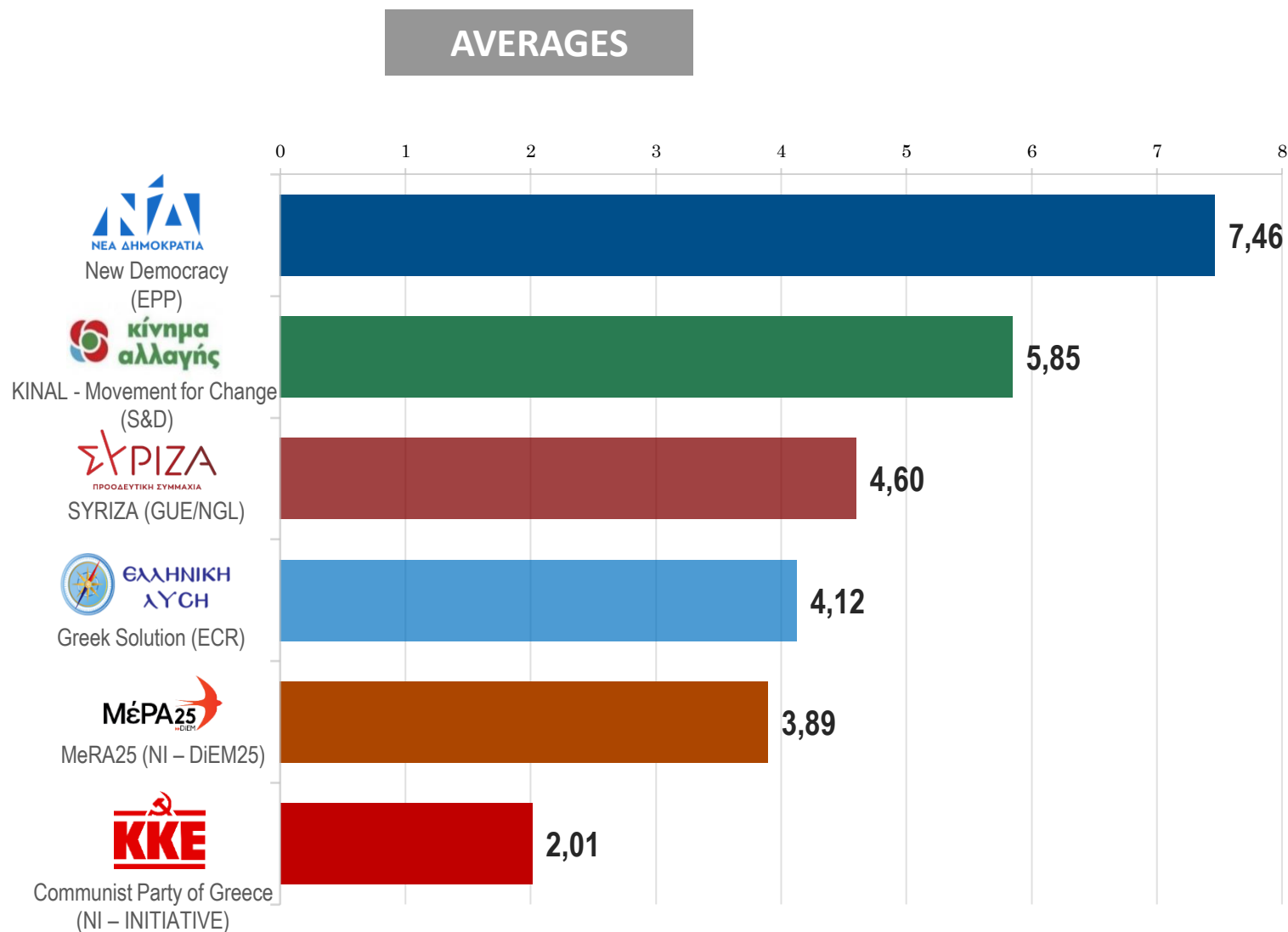
AVERAGES	Public servant	Private employee	Free lancer	Entrepreneur	Pensioner	Unemployed	Other
European Union	7,60	7,02	6,89	6,58	7,50	7,04	7,37
NATO	5,93	5,81	5,49	5,61	5,80	6,04	5,69
International Monetary Fund	6,44	6,19	5,94	5,94	6,03	6,04	6,21

Party affiliation (vote in 2019 elections)

AVERAGES	ND	SYRIZA	KINAL	Smaller parties	Blank/invalid, didn't vote
European Union	7,69	7,18	7,77	6,51	6,58
NATO	5,85	6,00	6,03	5,67	5,17
International Monetary Fund	6,26	6,22	6,64	6,11	5,38

HOW LIBERAL ARE THE PARTIES CURRENTLY IN PARLIAMENT

On a scale of 0 to 10, where 0 means "not at all liberal" and 10 "totally liberal", where would you place each of the following political parties?



HOW LIBERAL ARE THE PARTIES CURRENTLY IN PARLIAMENT

On a scale of 0 to 10, where 0 means "not at all liberal" and 10 "totally liberal", where would you place each of the following political parties?

Gender & Age

AVERAGES	Male	Female	17 - 34	35 - 44	45 - 54	55 - 64	65+
New Democracy	7,57	7,36	6,88	7,53	7,33	7,75	7,90
KINAL	5,85	5,84	5,90	5,82	5,80	5,89	5,82
SYRIZA	4,39	4,82	5,18	4,5	4,46	4,5	4,25
Greek Solution	4,14	4,11	3,72	4,26	4,10	4,14	4,41
DiEM25	3,63	4,17	4,20	3,99	3,60	3,85	3,76
Communist Party	1,91	2,11	2,29	2,23	2,02	1,81	1,70

HOW LIBERAL ARE THE PARTIES CURRENTLY IN PARLIAMENT

On a scale of 0 to 10, where 0 means "not at all liberal" and 10 "totally liberal", where would you place each of the following political parties?

Area (NUTS 1)				
AVERAGES	Attica	Northern Greece	Aegean & Crete	Central Greece
New Democracy	7,45	7,66	7,15	7,39
KINAL	5,92	5,96	5,45	5,79
SYRIZA	4,51	4,83	4,35	4,56
Greek Solution	3,78	4,35	4,12	4,25
DiEM25	3,84	4,13	3,66	3,78
Communist Party	1,89	2,20	2,10	1,91

HOW LIBERAL ARE THE PARTIES CURRENTLY IN PARLIAMENT

On a scale of 0 to 10, where 0 means "not at all liberal" and 10 "totally liberal", where would you place each of the following political parties?

Education & Religiosity

AVERAGES	Up to secondary	Post-secondary	Master/Doctoral	Religion very + somewhat important	Religion a little + not important
New Democracy	7,68	7,25	7,26	7,48	7,45
KINAL	5,89	5,78	5,92	5,38	6,11
SYRIZA	4,53	4,65	4,85	4,12	5,04
Greek Solution	4,43	3,96	3,01	4,03	4,18
DiEM25	3,87	3,98	3,54	3,33	4,22
Communist Party	2,02	1,97	2,17	2,08	1,97

HOW LIBERAL ARE THE PARTIES CURRENTLY IN PARLIAMENT

On a scale of 0 to 10, where 0 means "not at all liberal" and 10 "totally liberal", where would you place each of the following political parties?

Social class (self placement) & Family income (annual)

AVERAGES	Rural*	Working	Lower-middle	Middle	Upper*	Up to 12.000€	12.000-20.000€	20.000-30.000€	30.000€ and above
New Democracy	6,01	6,82	7,5	7,79	6,88	7,19	7,73	7,66	7,34
KINAL	5,29	6,20	5,96	5,76	4,86	5,97	5,86	5,80	5,79
SYRIZA	3,42	5,23	4,83	4,27	4,20	4,82	4,60	4,49	4,38
Greek Solution	4,16	5,58	4,39	3,3	2,93	4,57	4,44	4,06	3,02
DiEM25	3,42	4,71	4,06	3,53	3,28	4,22	3,89	3,75	3,63
Communist Party	2,66	2,14	2,11	1,88	1,71	2,26	1,86	1,85	2,00

HOW LIBERAL ARE THE PARTIES CURRENTLY IN PARLIAMENT

On a scale of 0 to 10, where 0 means "not at all liberal" and 10 "totally liberal", where would you place each of the following political parties?

Occupation							
AVERAGES	Public servant	Private employee	Free lancer	Entrepreneur	Pensioner	Unemployed	Other
New Democracy	7,73	7,21	7,17	7,01	8,20	7,31	7,15
KINAL	6,09	5,94	5,64	4,93	5,94	6,06	5,67
SYRIZA	4,64	4,7	4,54	3,77	4,38	5,25	4,7
Greek Solution	4,64	4,09	3,35	3,70	4,49	4,58	3,91
DiEM25	4,02	4,01	3,93	3,25	3,83	4,05	3,67
Communist Party	2,31	2,03	1,92	1,47	1,74	2,00	2,43

HOW LIBERAL ARE THE PARTIES CURRENTLY IN PARLIAMENT

On a scale of 0 to 10, where 0 means "not at all liberal" and 10 "totally liberal", where would you place each of the following political parties?

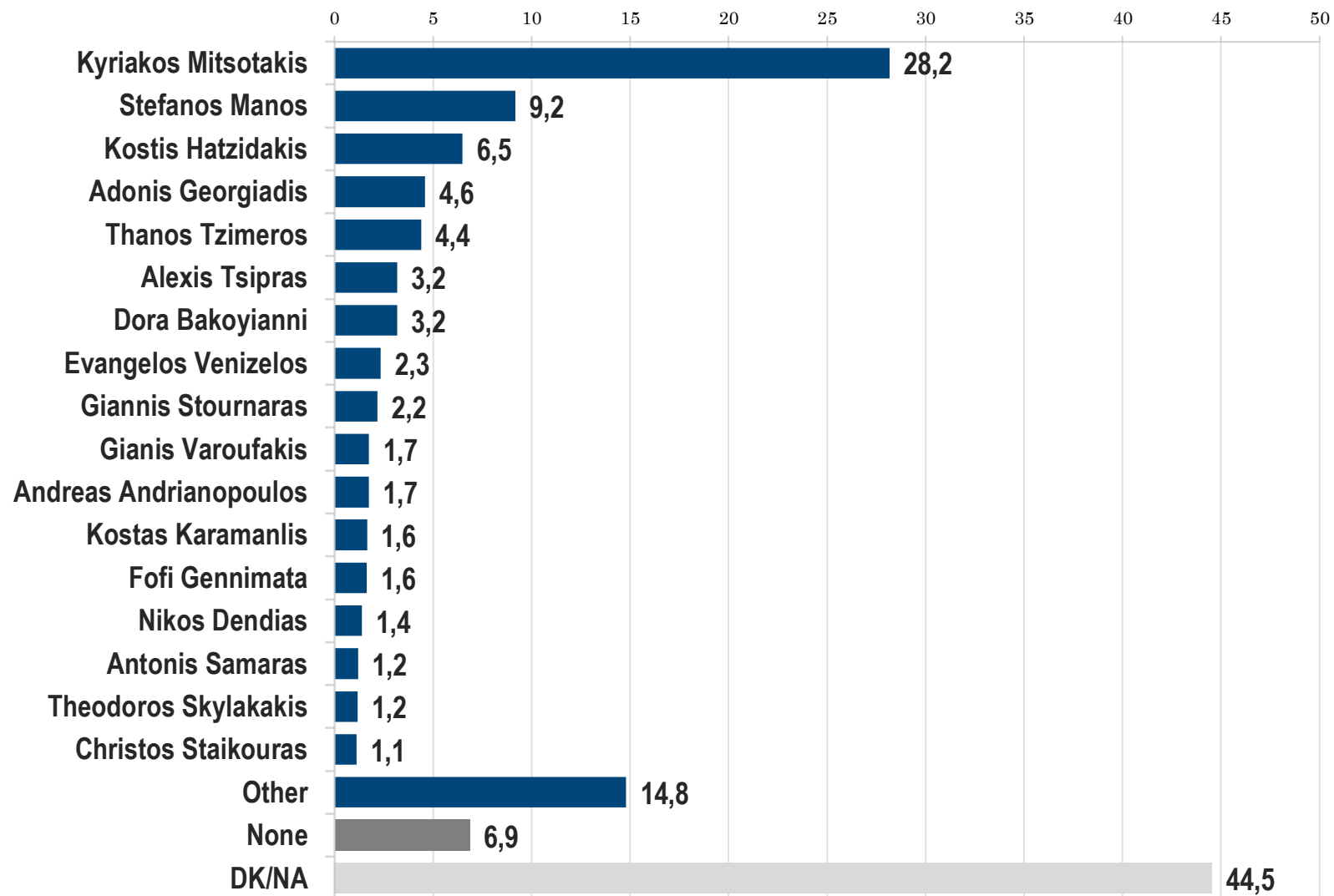
Party affiliation (vote in 2019 elections)

AVERAGES	ND	SYRIZA	KINAL	Smaller parties	Blank/invalid, didn't vote
New Democracy	8,51	6,78	7,83	6,83	6,64
KINAL	5,47	6,18	6,08	6,18	5,59
SYRIZA	3,33	5,66	3,92	5,47	5,12
Greek Solution	2,90	4,78	4,18	5,33	4,30
DiEM25	2,52	5,01	3,20	4,89	4,23
Communist Party	1,71	2,23	1,65	2,28	2,25

LIBERAL POLITICIANS IN GREECE: OPEN-ENDED

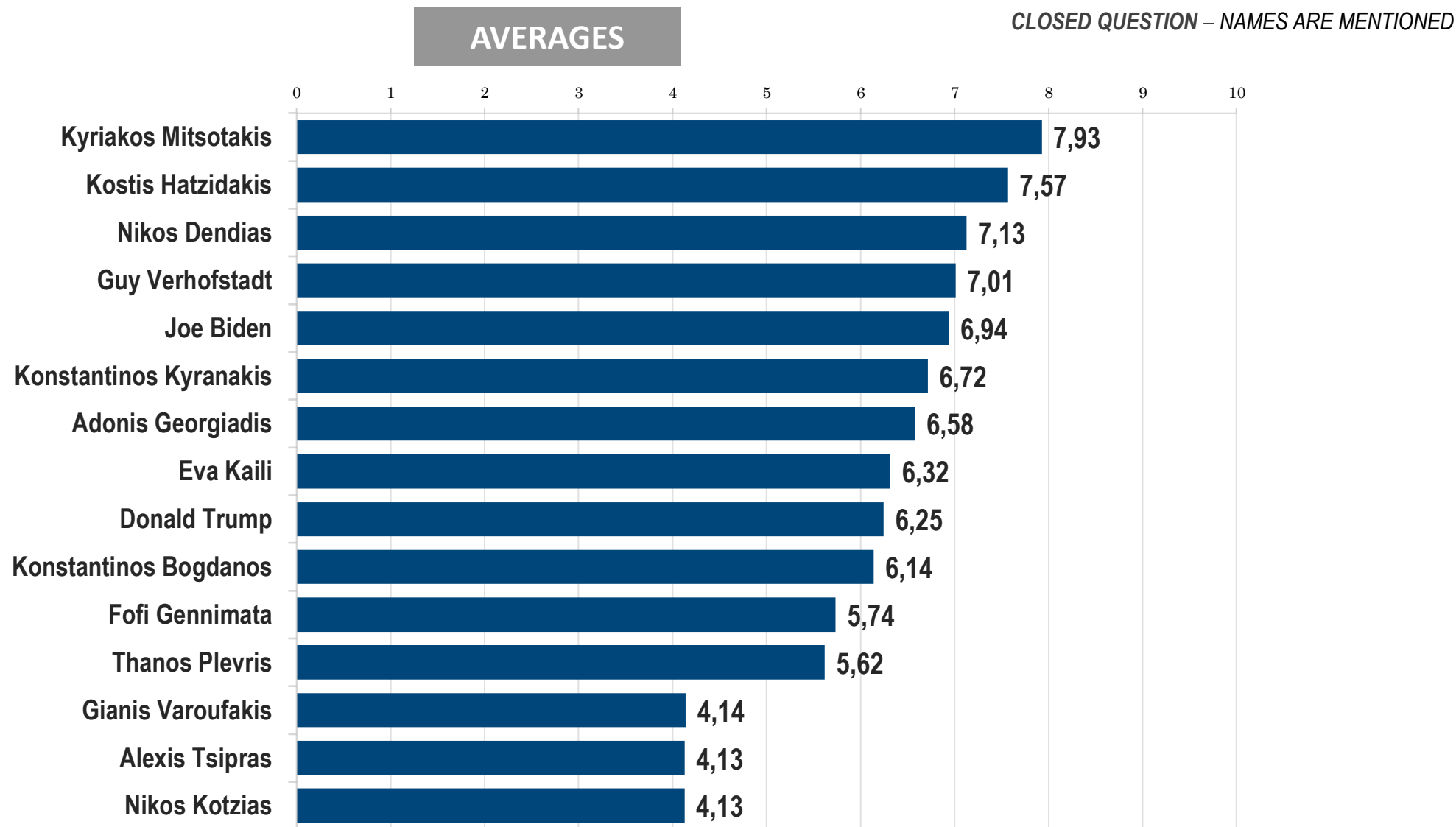
Which person would you say is the most typical example of an authentic liberal in Greece today?

OPEN-ENDED QUESTION – UP TO 3 ANSWERS



HOW LIBERAL ARE SELECTED GREEK POLITICAL FIGURES: LIST

On a scale of 0 to 10, where 0 means "not at all liberal" and 10 "totally liberal", where would you place each of the following political figures?



HOW LIBERAL ARE SELECTED GREEK POLITICAL FIGURES: LIST

On a scale of 0 to 10, where 0 means "not at all liberal" and 10 "totally liberal", where would you place each of the following political figures?

Gender & Age

AVERAGES

	Male	Female	17 - 34	35 - 44	45 - 54	55 - 64	65+
Kyriakos Mitsotakis	7,95	7,90	7,25	7,89	7,77	8,03	8,64
Kostis Hatzidakis	7,63	7,50	6,76	7,58	7,37	7,67	8,43
Nikos Dendias	7,17	7,09	6,52	6,97	6,89	7,40	7,87
Guy Verhofstadt	7,20	6,79	6,73	6,56	6,86	7,22	7,69
Joe Biden	6,99	6,88	6,61	6,87	6,73	6,92	7,47
Konstantinos Kyranakis	6,69	6,75	6,36	6,57	6,49	6,80	7,32
Adonis Georgiadis	6,66	6,49	5,64	6,58	6,18	6,79	7,69
Eva Kaili	6,38	6,25	5,99	6,45	6,01	6,32	6,76
Donald Trump	6,41	6,08	5,54	6,29	6,10	6,57	6,85
Konstantinos Bogdanos	6,26	6,01	5,15	5,96	6,04	6,50	7,16
Fofi Gennimata	5,71	5,76	5,82	5,66	5,67	5,58	5,86
Thanos Plevris	5,61	5,62	4,64	5,53	5,22	5,94	6,74
Gianis Varoufakis	3,88	4,40	4,80	4,12	3,93	3,90	3,81
Alexis Tsipras	3,89	4,37	5,02	4,09	3,81	3,99	3,62
Nikos Kotzias	3,89	4,38	4,73	4,17	3,91	3,86	3,83

HOW LIBERAL ARE SELECTED GREEK POLITICAL FIGURES: LIST

On a scale of 0 to 10, where 0 means "not at all liberal" and 10 "totally liberal", where would you place each of the following political figures?

Area (NUTS 1)

AVERAGES

	Attica	Northern Greece	Aegean & Crete	Central Greece
Kyriakos Mitsotakis	8,07	7,99	7,56	7,85
Kostis Hatzidakis	7,61	7,64	7,37	7,52
Nikos Dendias	7,19	7,16	7,06	7,05
Guy Verhofstadt	7,47	6,80	6,52	6,89
Joe Biden	6,97	7,04	6,50	6,95
Konstantinos Kyranakis	6,63	6,56	6,89	6,91
Adonis Georgiadis	6,50	6,60	6,62	6,62
Eva Kaili	6,28	6,41	6,43	6,21
Donald Trump	6,00	6,24	6,51	6,42
Konstantinos Bogdanos	5,97	5,92	6,37	6,47
Fofi Gennimata	5,75	5,91	5,41	5,66
Thanos Plevris	5,60	5,33	5,77	5,88
Gianis Varoufakis	4,12	4,58	3,69	3,85
Alexis Tsipras	3,97	4,36	3,87	4,14
Nikos Kotzias	4,14	4,30	3,85	4,03

HOW LIBERAL ARE SELECTED GREEK POLITICAL FIGURES: LIST

On a scale of 0 to 10, where 0 means "not at all liberal" and 10 "totally liberal", where would you place each of the following political figures?

Education & Religiosity

AVERAGES	Up to secondary	Post-secondary	Master/Doctoral	Religion very + somewhat important	Religion a little + not important
Kyriakos Mitsotakis	8,20	7,66	7,70	7,87	7,96
Kostis Hatzidakis	7,82	7,25	7,81	7,35	7,69
Nikos Dendias	7,41	6,78	7,34	6,88	7,26
Guy Verhofstadt	6,97	6,98	7,35	6,10	7,48
Joe Biden	7,07	6,82	6,80	6,25	7,29
Konstantinos Kyranakis	6,93	6,64	5,72	6,87	6,63
Adonis Georgiadis	6,98	6,27	5,82	6,53	6,60
Eva Kaili	6,43	6,26	5,97	5,95	6,52
Donald Trump	6,45	6,19	5,34	6,10	6,32
Konstantinos Bogdanos	6,48	5,98	4,99	6,35	6,02
Fofi Gennimata	5,80	5,68	5,68	5,27	5,99
Thanos Plevris	6,10	5,34	4,32	5,71	5,57
Gianis Varoufakis	4,08	4,21	4,09	3,65	4,41
Alexis Tsipras	4,01	4,22	4,37	3,62	4,41
Nikos Kotzias	4,00	4,26	4,15	3,62	4,40

HOW LIBERAL ARE SELECTED GREEK POLITICAL FIGURES: LIST

On a scale of 0 to 10, where 0 means "not at all liberal" and 10 "totally liberal", where would you place each of the following political figures?

Social class (self placement) & Family income (annual)

AVERAGES	Rural*	Working	Lower-middle	Middle	Upper*	Up to 12.000€	12.000-20.000€	20.000-30.000€	30.000€ and above
Kyriakos Mitsotakis	7,07	7,09	7,86	8,38	7,77	7,45	8,06	8,19	8,25
Kostis Hatzidakis	7,08	6,94	7,54	7,95	6,85	6,91	8,01	7,83	7,66
Nikos Dendias	6,93	6,58	7,07	7,51	6,38	6,66	7,35	7,41	7,28
Guy Verhofstadt	5,69	7,08	6,89	7,34	6,55	6,52	6,99	7,30	7,48
Joe Biden	4,97	6,50	7,09	7,08	6,29	6,43	7,17	7,33	6,97
Konstantinos Kyranakis	5,57	6,68	6,51	6,98	6,66	6,35	7,01	6,63	6,66
Adonis Georgiadis	4,52	6,63	6,47	6,86	5,75	6,24	7,02	6,83	6,22
Eva Kaili	6,38	6,50	6,26	6,44	5,92	6,26	6,45	6,56	6,14
Donald Trump	6,95	6,39	6,45	5,98	6,21	5,72	7,14	6,09	5,94
Konstantinos Bogdanos	4,57	6,55	6,09	6,29	4,96	5,84	6,63	6,22	5,84
Fofi Gennimata	6,21	5,90	5,80	5,68	4,98	5,85	5,71	5,83	5,58
Thanos Plevris	4,75	6,22	5,60	5,64	4,23	5,56	6,19	5,56	4,86
Gianis Varoufakis	4,34	4,94	4,31	3,80	3,03	4,45	4,16	3,98	3,85
Alexis Tsipras	4,31	4,72	4,28	3,86	3,27	4,48	4,09	3,82	3,96
Nikos Kotzias	4,25	4,91	4,21	3,91	3,04	4,34	4,09	4,00	3,92

HOW LIBERAL ARE SELECTED GREEK POLITICAL FIGURES: LIST

On a scale of 0 to 10, where 0 means "not at all liberal" and 10 "totally liberal", where would you place each of the following political figures?

Occupation

AVERAGES	Public servant	Private employee	Free lancer	Entrepreneur	Pensioner	Unemployed	Other
Kyriakos Mitsotakis	8,08	7,69	7,64	7,58	8,73	7,36	7,83
Kostis Hatzidakis	7,81	7,34	7,35	7,22	8,51	6,90	7,16
Nikos Dendias	7,25	6,82	6,95	6,48	7,94	6,75	7,07
Guy Verhofstadt	7,20	6,66	7,30	6,23	7,63	7,06	6,39
Joe Biden	7,09	6,78	6,60	6,66	7,68	6,63	6,65
Konstantinos Kyranakis	6,77	6,73	6,17	6,32	7,26	6,35	6,97
Adonis Georgiadis	6,83	6,33	6,17	6,04	7,70	5,99	6,15
Eva Kaili	6,26	6,10	6,17	5,89	6,91	6,18	6,34
Donald Trump	6,76	6,12	5,70	6,19	6,88	5,95	5,93
Konstantinos Bogdanos	6,34	6,10	5,65	5,45	7,08	5,82	5,64
Fofi Gennimata	6,04	5,86	5,49	4,68	5,84	5,48	5,87
Thanos Plevris	5,59	5,58	4,91	5,10	6,78	5,62	5,02
Gianis Varoufakis	4,17	4,44	4,27	3,06	3,75	4,21	4,25
Alexis Tsipras	4,03	4,40	4,14	3,24	3,59	4,61	4,57
Nikos Kotzias	4,03	4,33	4,09	2,79	3,86	4,42	4,60

HOW LIBERAL ARE SELECTED GREEK POLITICAL FIGURES: LIST

On a scale of 0 to 10, where 0 means "not at all liberal" and 10 "totally liberal", where would you place each of the following political figures?

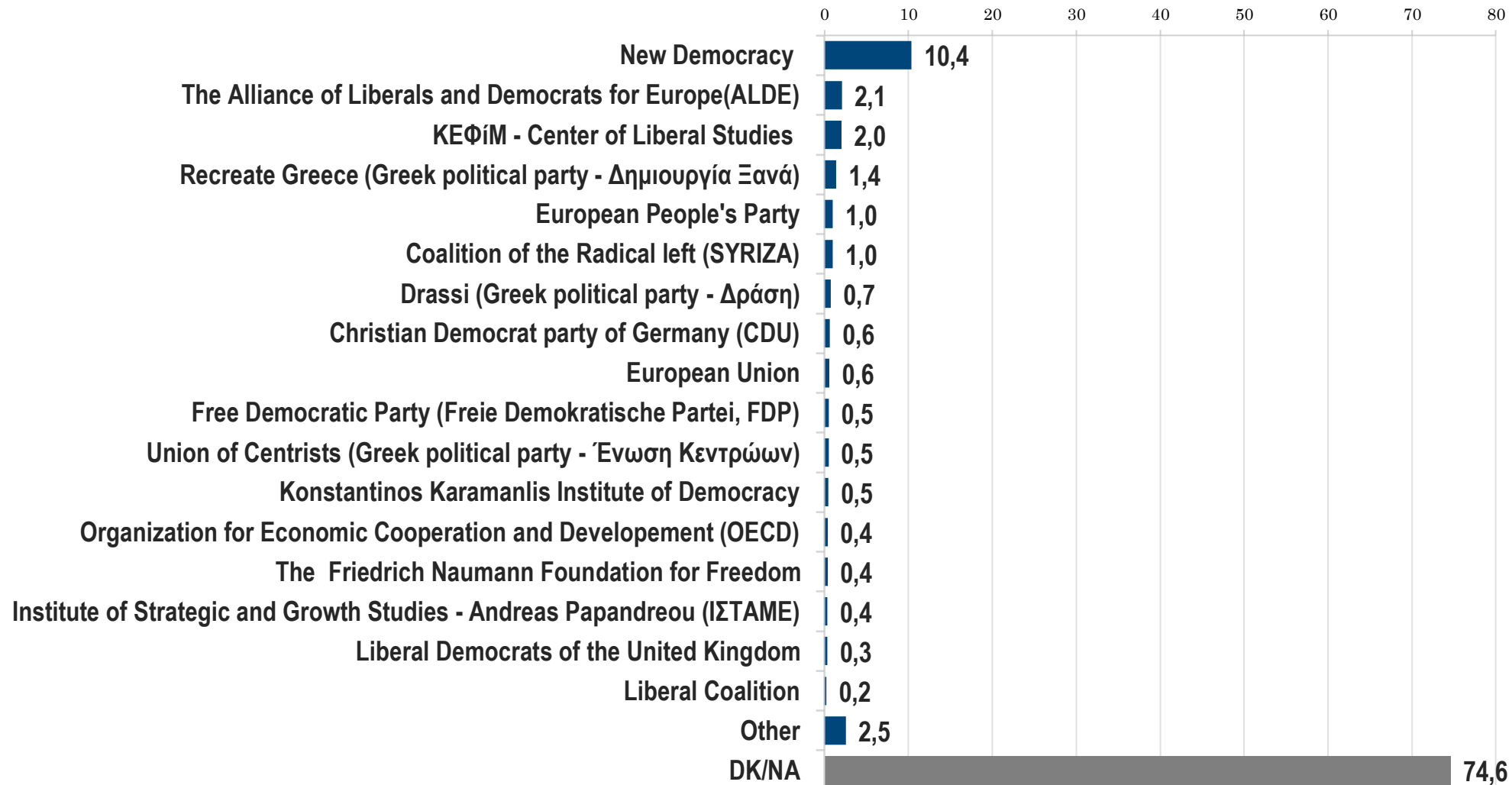
Party affiliation (vote in 2019 elections)

AVERAGES	ND	SYRIZA	KINAL	Smaller parties	Blank/invalid, didn't vote
Kyriakos Mitsotakis	9,05	7,05	8,36	7,26	7,38
Kostis Hatzidakis	8,45	6,96	8,21	6,88	7,00
Nikos Dendias	7,94	6,48	7,81	6,62	6,72
Guy Verhofstadt	7,54	6,66	7,54	6,64	6,69
Joe Biden	7,18	6,75	7,51	6,61	7,26
Konstantinos Kyranakis	7,83	5,70	6,49	6,61	6,11
Adonis Georgiadis	7,47	5,83	6,71	6,35	6,06
Eva Kaili	6,72	5,92	6,04	6,38	6,41
Donald Trump	6,10	6,37	6,17	6,49	6,66
Konstantinos Bogdanos	6,74	5,28	6,44	6,34	6,26
Fofi Gennimata	5,39	6,13	5,84	5,96	5,46
Thanos Plevris	6,17	4,98	5,84	5,65	5,65
Gianis Varoufakis	2,87	5,03	3,56	5,14	5,03
Alexis Tsipras	2,89	5,12	3,36	5,08	4,77
Nikos Kotzias	3,15	4,82	3,46	5,00	4,89

AWARENESS OF LIBERAL ORGANIZATIONS IN GREECE AND EUROPE: OPEN-ENDED

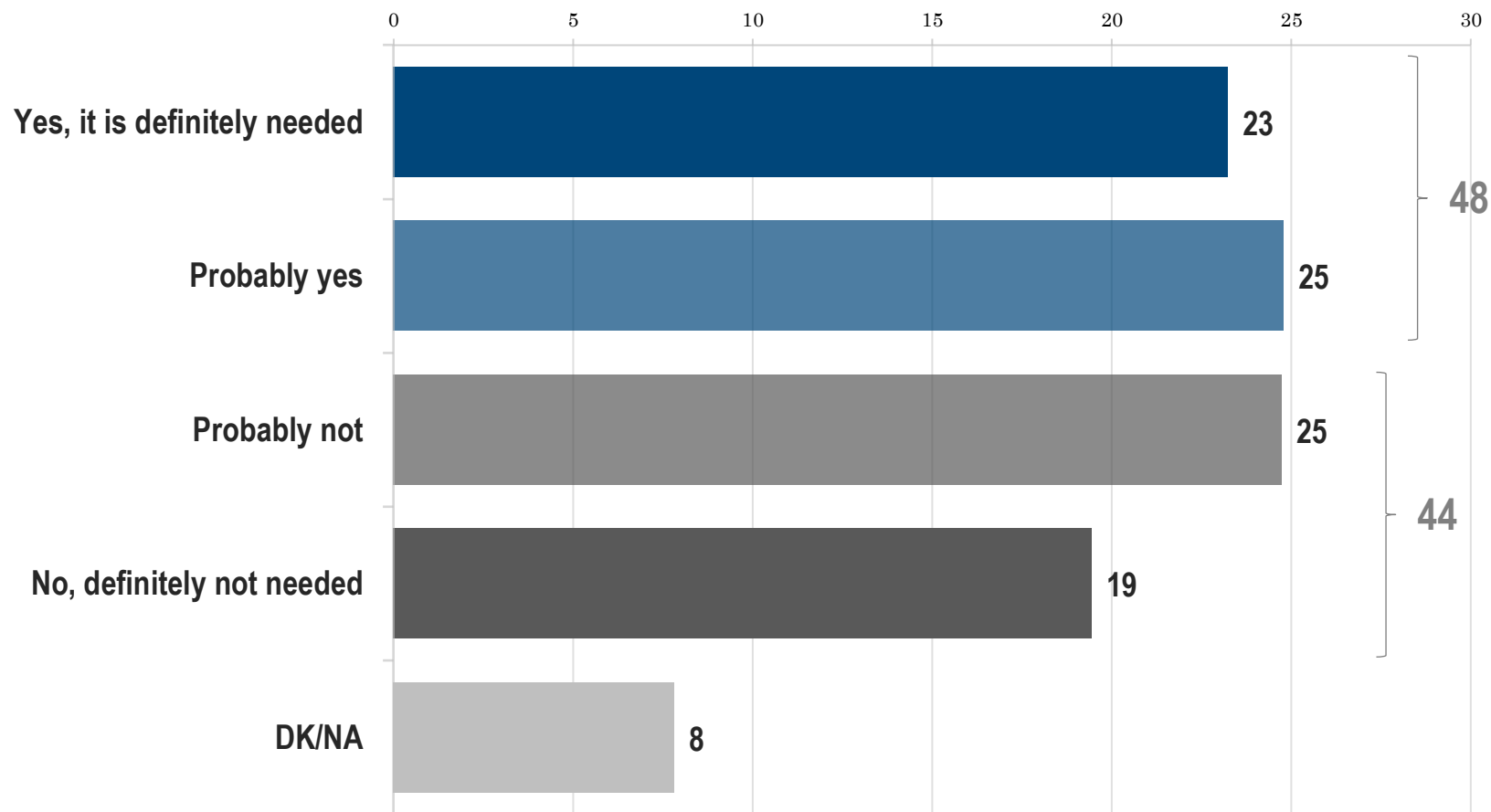
*Do you know of any liberal organization (party, organization, youth, institute) in Greece or in the rest of Europe?
If so, which one?*

OPEN-ENDED QUESTION – 1 ANSWER



IS THERE A NEED FOR A NEW POLITICAL FORMATION OF THE *LIBERAL CENTER*?

Finally, in your opinion, is there a need in Greece today for a new, independent political formation that will better represent the area of the liberal center?



IS THERE A NEED FOR A NEW POLITICAL FORMATION OF THE *LIBERAL* CENTER?

Finally, in your opinion, is there a need in Greece today for a new, independent political formation that will better represent the area of the liberal center?

Gender & Age

	Male	Female	17 - 34	35 - 44	45 - 54	55 - 64	65+
Yes, it is definitely needed	21	25	29	25	23	17	20
Probably yes	26	24	25	24	25	28	22
Probably not	26	23	17	25	21	28	32
No, definitely not needed	21	18	18	18	24	18	19
DK/NA	6	9	10	7	6	9	6

Area (NUTS 1)

	Attica	Northern Greece	Aegean & Crete	Central Greece
Yes, it is definitely needed	22	23	26	24
Probably yes	25	28	22	22
Probably not	25	22	32	25
No, definitely not needed	20	20	18	20
DK/NA	9	7	3	9

IS THERE A NEED FOR A NEW POLITICAL FORMATION OF THE *LIBERAL* CENTER?

Finally, in your opinion, is there a need in Greece today for a new, independent political formation that will better represent the area of the liberal center?

Education & Religiosity

	Up to secondary	Post-secondary	Master/Doctoral	Religion very + somewhat important	Religion a little + not important
Yes, it is definitely needed	22	24	24	25	22
Probably yes	25	25	23	25	25
Probably not	26	22	31	27	23
No, definitely not needed	19	20	18	15	22
DK/NA	7	9	5	8	8

Social class (self placement) & Family income (annual)

	Rural*	Working	Lower-middle	Middle	Upper*	Up to 12.000€	12.000-20.000€	20.000-30.000€	30.000€ and above
Yes, it is definitely needed	26	21	19	29	31	23	22	19	29
Probably yes	26	26	26	23	24	26	22	30	20
Probably not	15	12	28	27	16	21	22	29	34
No, definitely not needed	34	34	18	16	25	21	23	17	13
DK/NA	0	8	10	6	4	8	11	5	5

IS THERE A NEED FOR A NEW POLITICAL FORMATION OF THE *LIBERAL* CENTER?

Finally, in your opinion, is there a need in Greece today for a new, independent political formation that will better represent the area of the liberal center?

Occupation

	Public servant	Private employee	Free lancer	Entrepreneur	Pensioner	Unemployed	Other
Yes, it is definitely needed	19	23	27	28	16	27	32
Probably yes	27	26	24	30	23	23	25
Probably not	27	22	27	27	33	15	17
No, definitely not needed	18	22	19	10	21	17	20
DK/NA	8	8	5	5	8	18	6

Party affiliation (vote in 2019 elections)

	ND	SYRIZA	KINAL	Smaller parties	Blank/invalid, didn't vote
Yes, it is definitely needed	23	19	17	29	33
Probably yes	26	25	28	18	28
Probably not	33	18	39	20	16
No, definitely not needed	13	29	12	24	15
DK/NA	5	9	4	9	8